

US00D521196S

(12) **United States Design Patent** (10) **Patent No.:** **US D521,196 S**  
**Seiffert et al.** (45) **Date of Patent:** **\*\* May 16, 2006**

(54) **ENCLOSURE FOR A CLOTHES REFRESHER**

D435,363 S \* 12/2000 Felsenthal ..... D6/445  
2004/0163184 A1 \* 8/2004 Waldron et al. .... 68/5 R

(75) Inventors: **George F. Seiffert**, Stevensville, MI (US); **Timothy J. Hicks**, Coloma, MI (US)

\* cited by examiner

(73) Assignee: **Whirlpool Corporation**, Benton Harbor, MI (US)

*Primary Examiner*—Robert A. Delehanty  
(74) *Attorney, Agent, or Firm*—John C. Colligan; Robert O. Rice; Stephen Krefman

(\*\*) Term: **14 Years**

(57) **CLAIM**

The ornamental design for an enclosure for a clothes refresher, as shown and described.

(21) Appl. No.: **29/206,000**

**DESCRIPTION**

(22) Filed: **May 24, 2004**

(51) **LOC (8) Cl.** ..... **15-05**

FIG. 1 is a front elevational view of an enclosure for a clothes refresher showing the new design, with the environment of a clothes refresher shown in phantom;

(52) **U.S. Cl.** ..... **D32/6**

FIG. 2 is a rear elevational view of the enclosure for a clothes refresher shown in FIG. 1 with the environment of a clothes refresher shown in phantom;

(58) **Field of Classification Search** ..... D32/1, D32/5-10, 25; 68/3 R, 5 R, 12.01; 34/523-524, 34/87-88; 312/31; D6/432, 445-446, 448, D6/509

FIG. 3 is a right side elevational view of the enclosure for a clothes refresher shown in FIG. 1 with the environment of a clothes refresher shown in phantom,

See application file for complete search history.

FIG. 4 is a left side elevational view of the enclosure for a clothes refresher shown in FIG. 1, shown in isolation; and, FIG. 5 is a bottom elevational view of the enclosure for a clothes refresher shown in FIG. 1, shown in isolation, the top view being a mirror view.

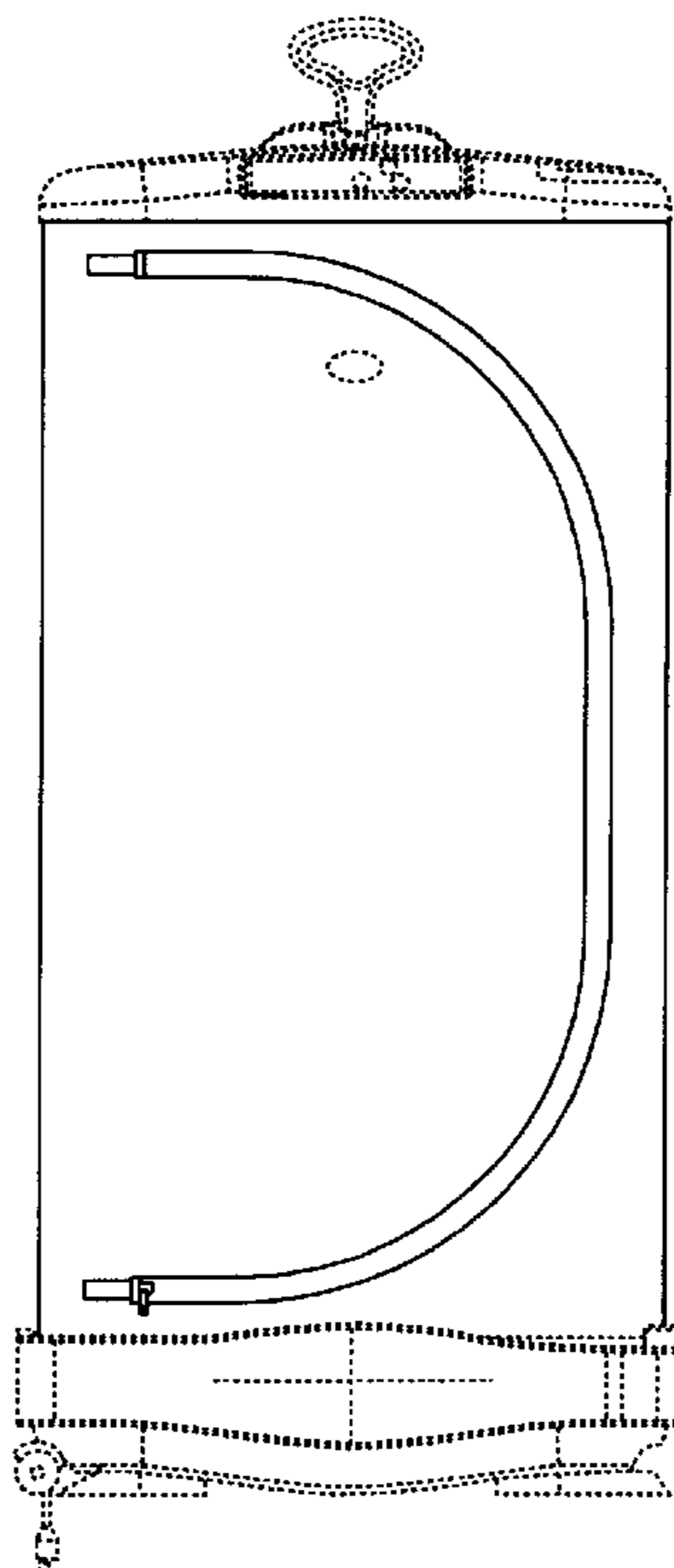
(56) **References Cited**

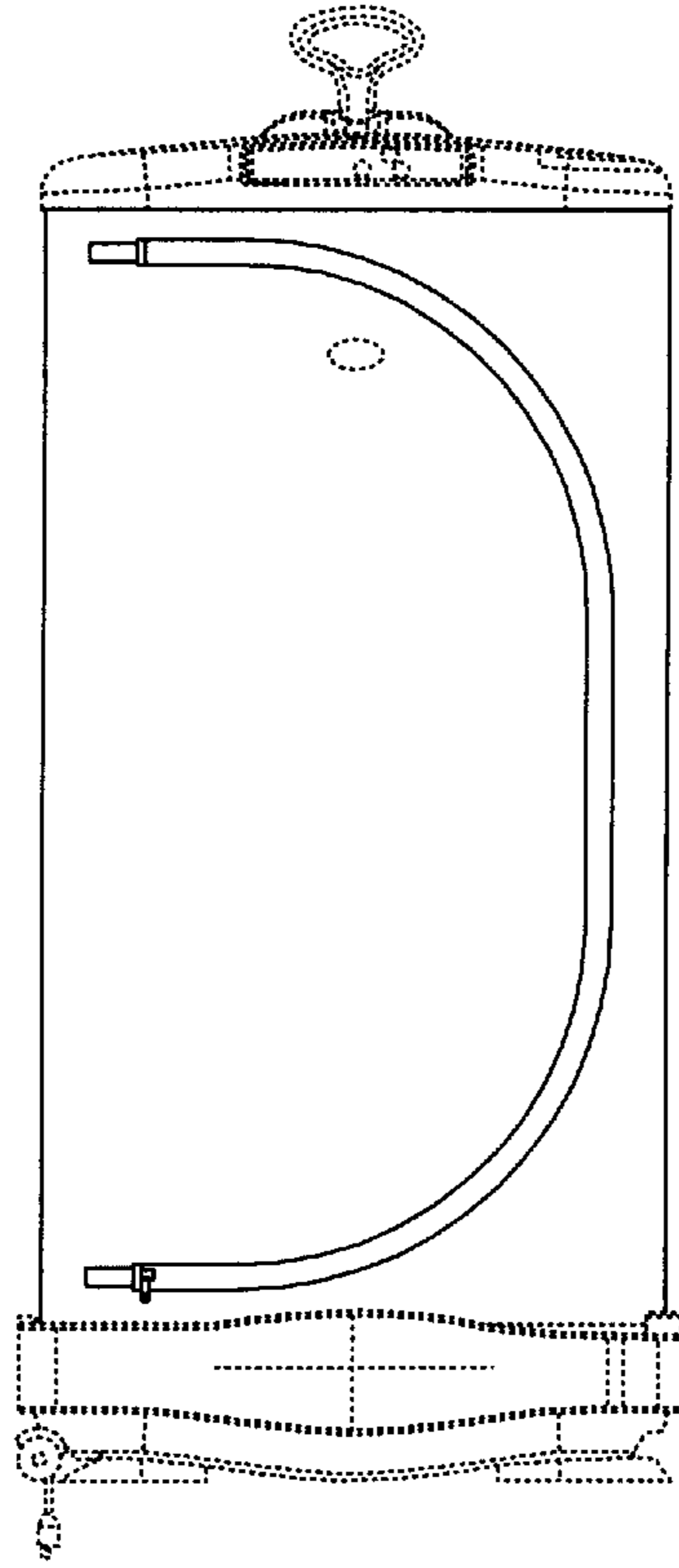
The broken line showing of portions of a clothes refresher is for illustrative purposes only and forms no part of the claimed design.

**U.S. PATENT DOCUMENTS**


D98,895 S	*	3/1936	Stanitz	.....	D32/6
D121,787 S	*	8/1940	Flynn	.....	D32/1
D136,552 S	*	10/1943	Miller	.....	D32/6
2,471,433 A	*	5/1949	Kahn	.....	D32/6
5,152,077 A	*	10/1992	Liang	.....	34/524

**1 Claim, 2 Drawing Sheets**

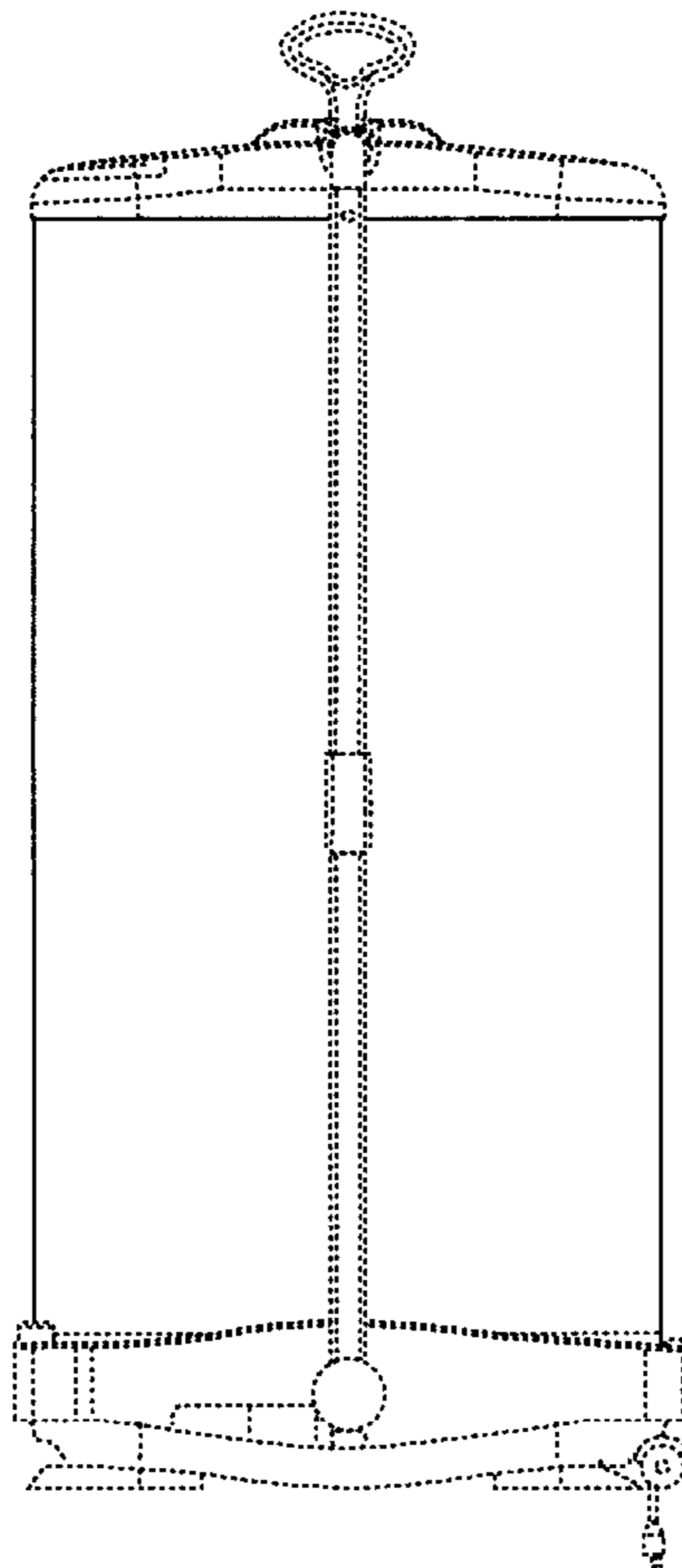





**Fig. 1**




**Fig. 3**



**Fig. 2**



**Fig. 4**



**Fig. 5**