



US00D521184S

(12) **United States Design Patent**
Chen

(10) **Patent No.:** **US D521,184 S**

(45) **Date of Patent:** **** May 16, 2006**

(54) **SLOT MACHINE LIGHTER**

(76) **Inventor:** **Peter Chen**, 3431 Willowglen La., West Covina, CA (US) 91792

(**) **Term:** **14 Years**

(21) **Appl. No.:** **29/237,143**

(22) **Filed:** **Aug. 29, 2005**

(51) **LOC (8) Cl.** **27-05**

(52) **U.S. Cl.** **D27/148; D21/370**

(58) **Field of Classification Search** D27/141,
D27/142, 148-150, 152-157, 160; D21/370;
463/20, 21; 431/125, 253
See application file for complete search history.

(56) **References Cited**

U.S. PATENT DOCUMENTS

D381,700 S * 7/1997 Brettschneider D21/370
D419,201 S * 1/2000 de Haas D21/370

D495,755 S * 9/2004 Wurz et al. D21/370
D509,256 S * 9/2005 Pierce D21/370
2005/0233800 A1 * 10/2005 Jones 463/20

* cited by examiner

Primary Examiner—Jennifer Rivard

(74) *Attorney, Agent, or Firm*—Troxell Law Office, PLLC

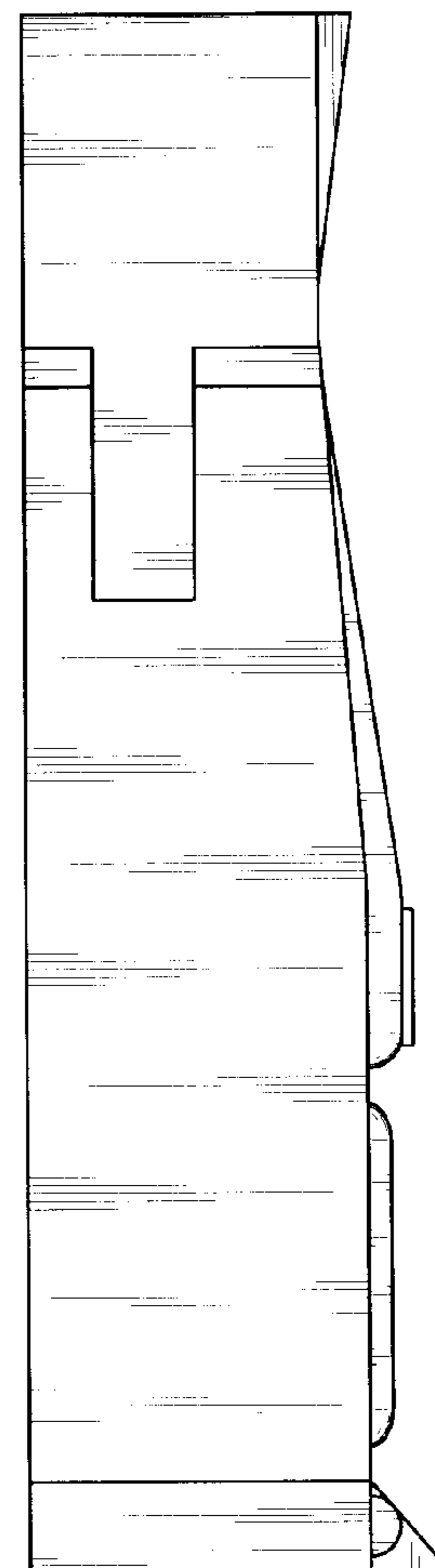

(57) **CLAIM**

The ornamental design for a slot machine lighter, as shown.

DESCRIPTION

FIG. 1 is a perspective view thereof;
FIG. 2 is a front elevation view thereof;
FIG. 3 is a rear elevation view thereof;
FIG. 4 is a left side elevation view thereof;
FIG. 5 is a right side elevation view thereof;
FIG. 6 is a top view thereof; and,
FIG. 7 is a bottom view thereof.

1 Claim, 6 Drawing Sheets






FIG. 1

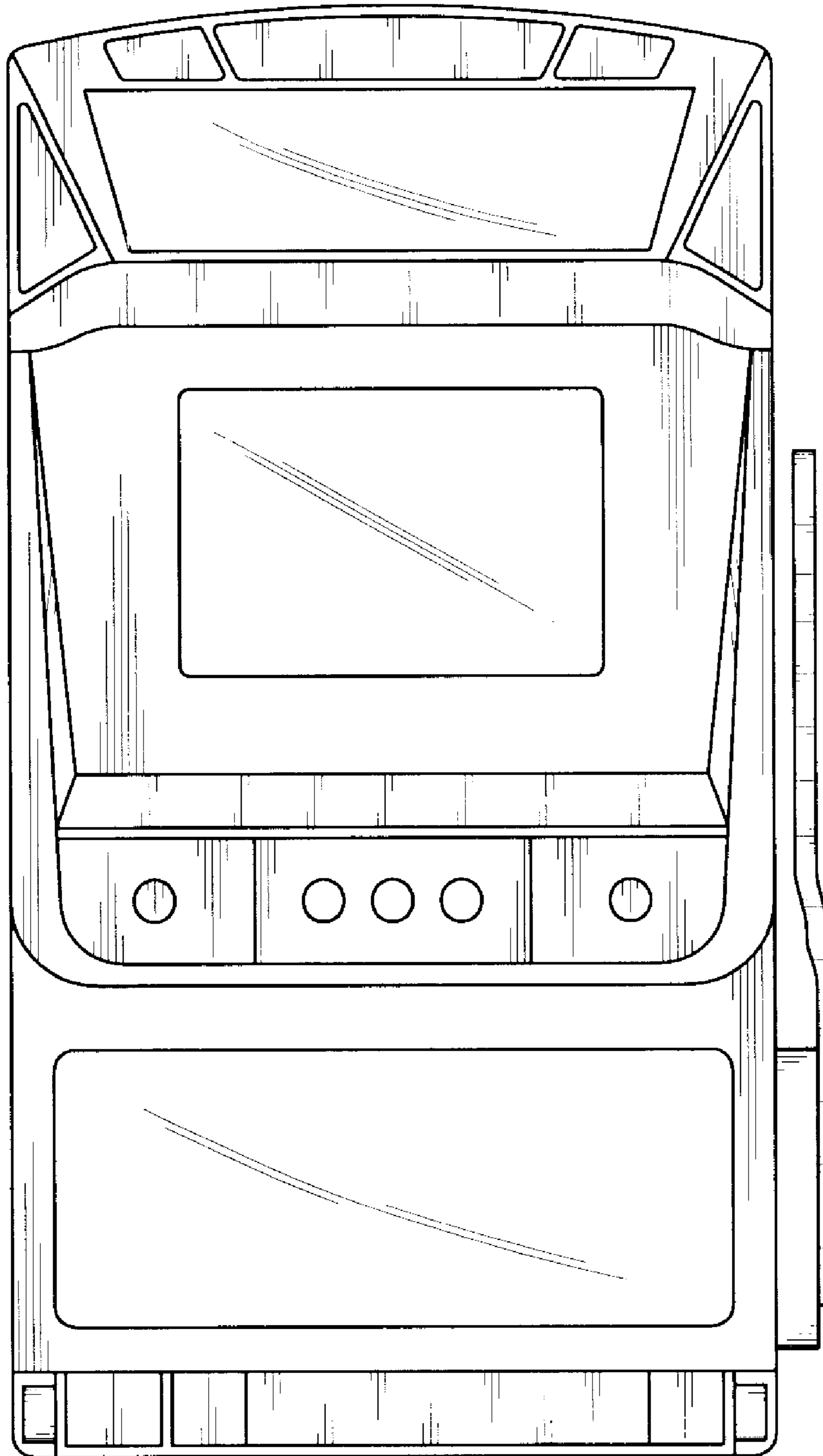


FIG. 2




FIG. 3

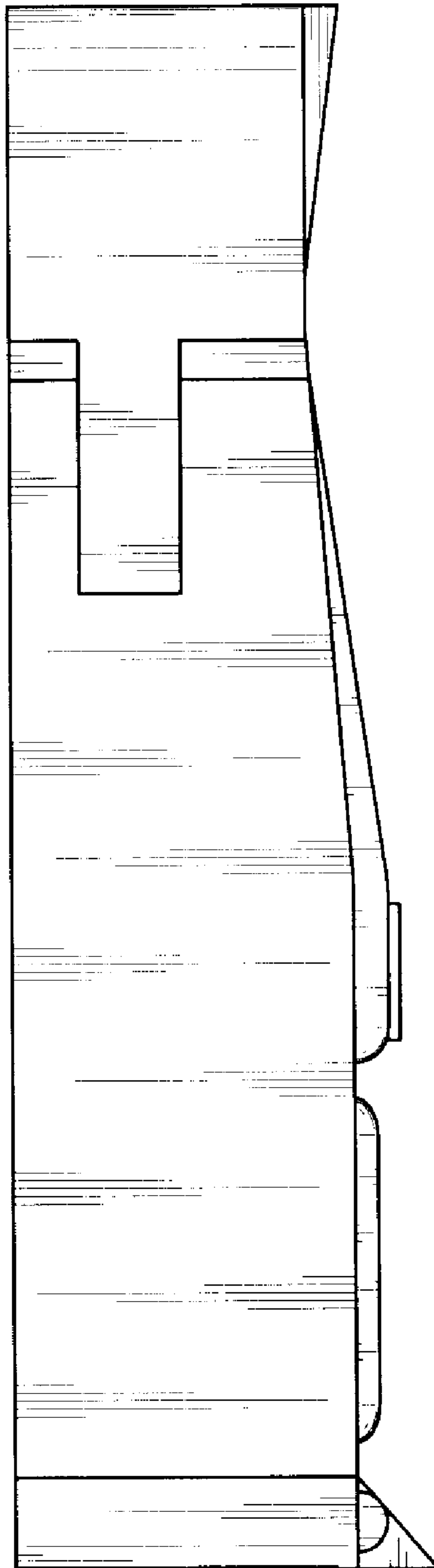


FIG. 4

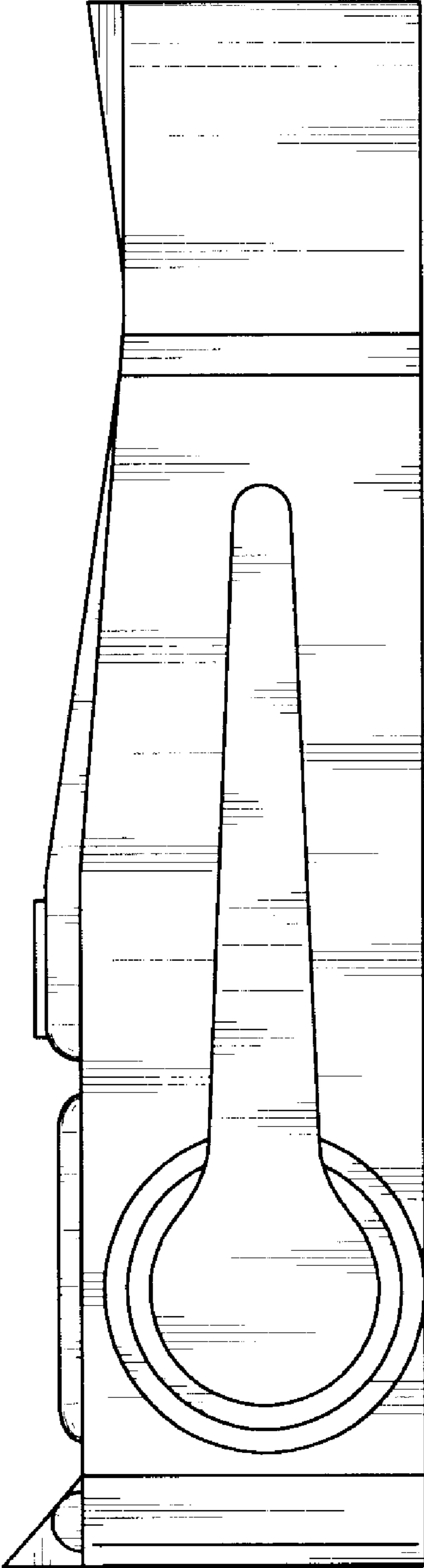


FIG. 5

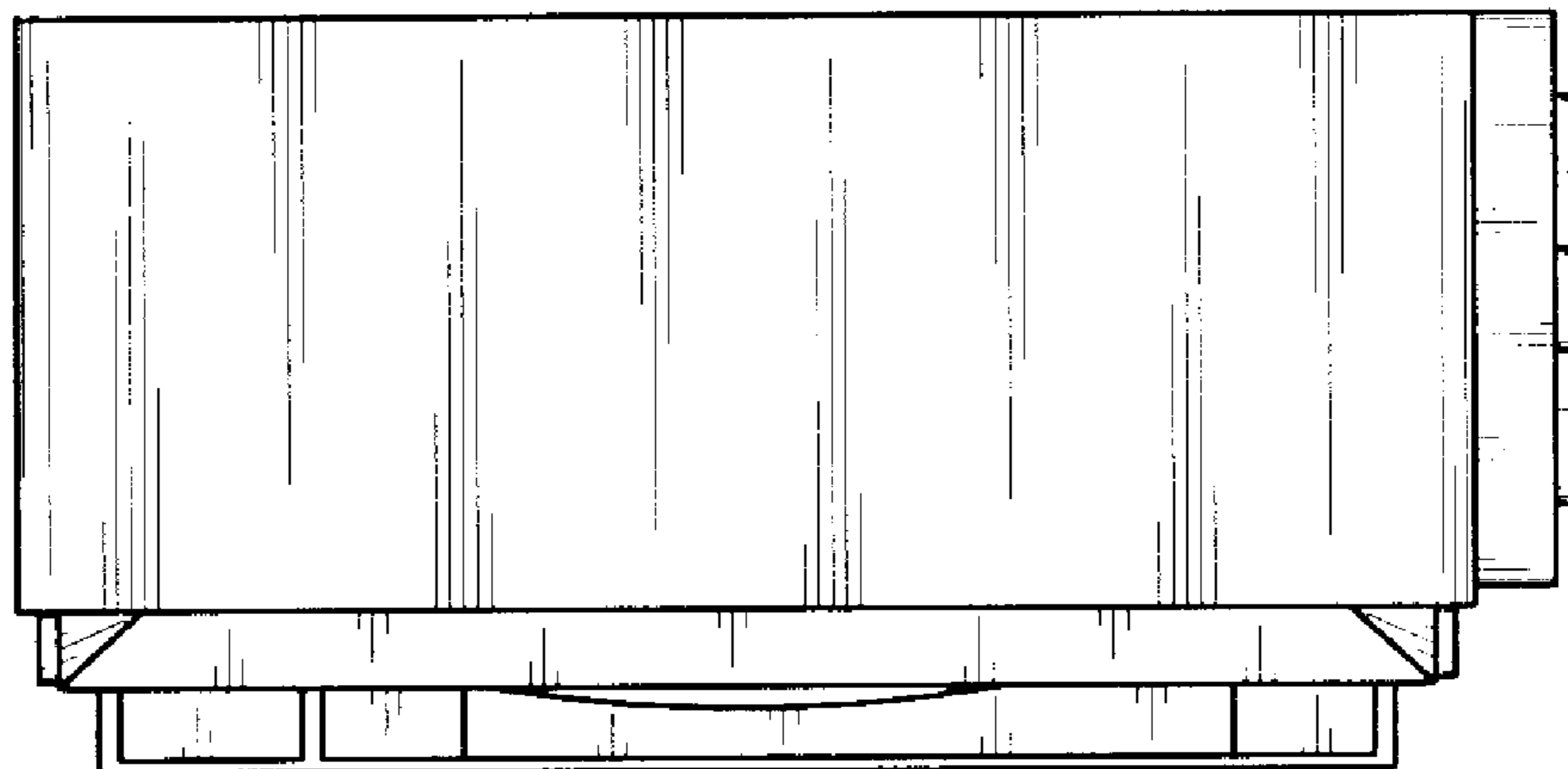


FIG. 6




FIG. 7