

US00D521174S

(12) **United States Design Patent**
Dolan

(10) **Patent No.:** **US D521,174 S**

(45) **Date of Patent:** **** May 16, 2006**

(54) **CHANDELIER**

(76) Inventor: **Patrick S. Dolan**, 1901 NW. Upshur,
Portland, OR (US) 97209

(**) Term: **14 Years**

(21) Appl. No.: **29/173,569**

(22) Filed: **Dec. 31, 2002**

(51) **LOC (8) Cl.** **26-03**

(52) **U.S. Cl.** **D26/81**

(58) **Field of Classification Search** D26/72,
D26/80-92, 138; 362/147, 404-408, 431,
362/432, 806

See application file for complete search history.

(56) **References Cited**

U.S. PATENT DOCUMENTS

D372,551 S * 8/1996 Dolan D26/81
D429,358 S 8/2000 Dolan
D446,336 S * 8/2001 Dolan D26/86

OTHER PUBLICATIONS

Framburg 2001 Catalog, p. 74; item 8445.*
Wilshire Taunton, MA Cat. 110, 2000 p. 236 #W4509-38.
Kenroy Jacksonville, FL Cat. 2001 p. 7 # 66409.

Artcraft Champlain, NY Cat. 2000 p. 3 # AC 1444.
Triarch No. Miami Brach, FL Cat. 9801, 1998 p. 98002 #
29409 BS.

* cited by examiner

Primary Examiner—Clare E. Heflin

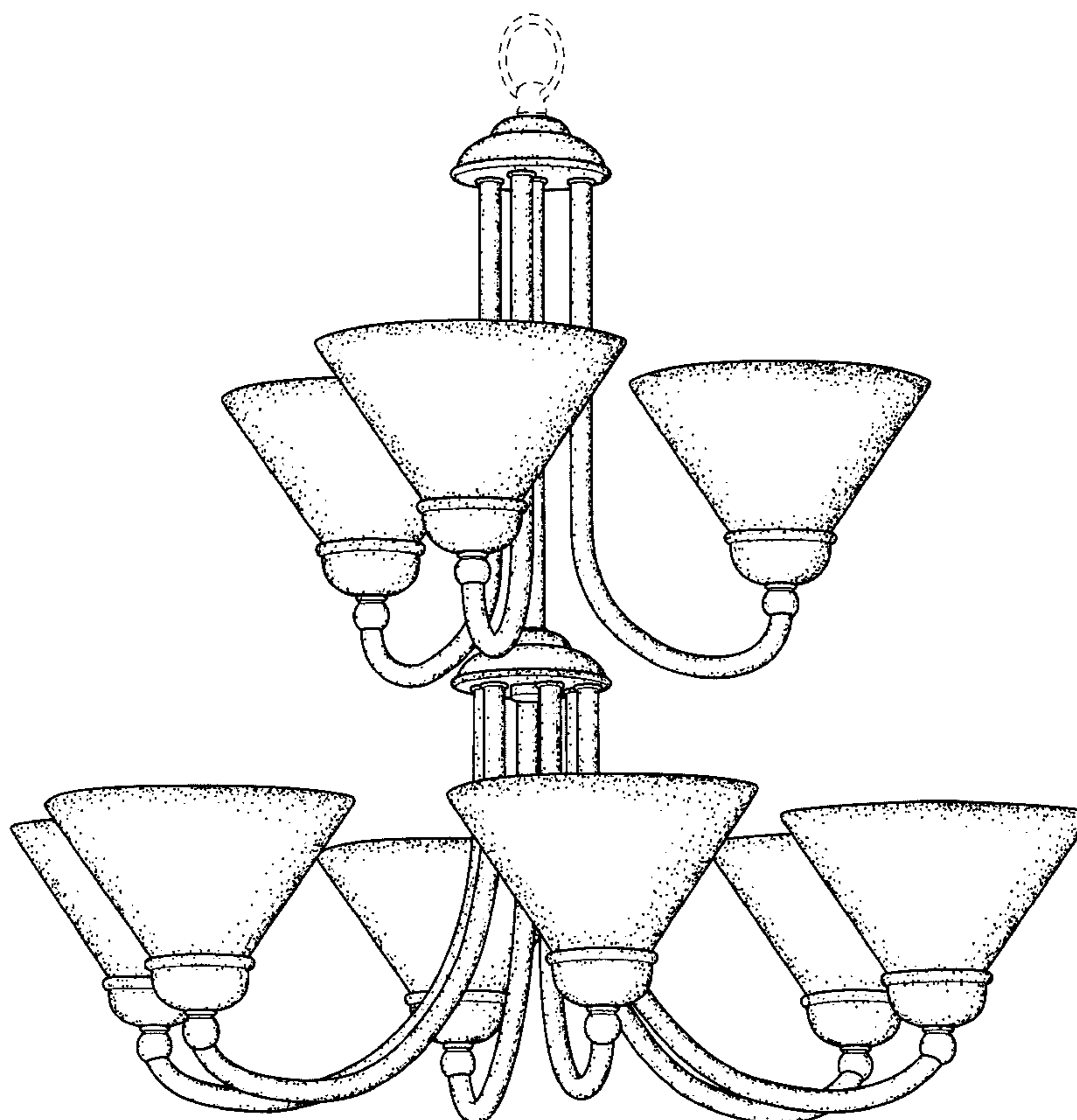
(57) **CLAIM**

The ornamental design for a chandelier, as shown and
described.

DESCRIPTION

FIG. 1 is a perspective view thereof;
FIG. 2 is a front elevational view thereof;
FIG. 3 is a right side view, the left side view being a mirror
image;
FIG. 4 is a back plan view thereof;
FIG. 5 is a top plan view thereof; and,
FIG. 6 is a bottom plan view thereof.
The broken line showing of environmental structure in
FIGS. 1-6 is for illustrative purposes only and forms no part
of the claimed design.

1 Claim, 6 Drawing Sheets






FIG. 1

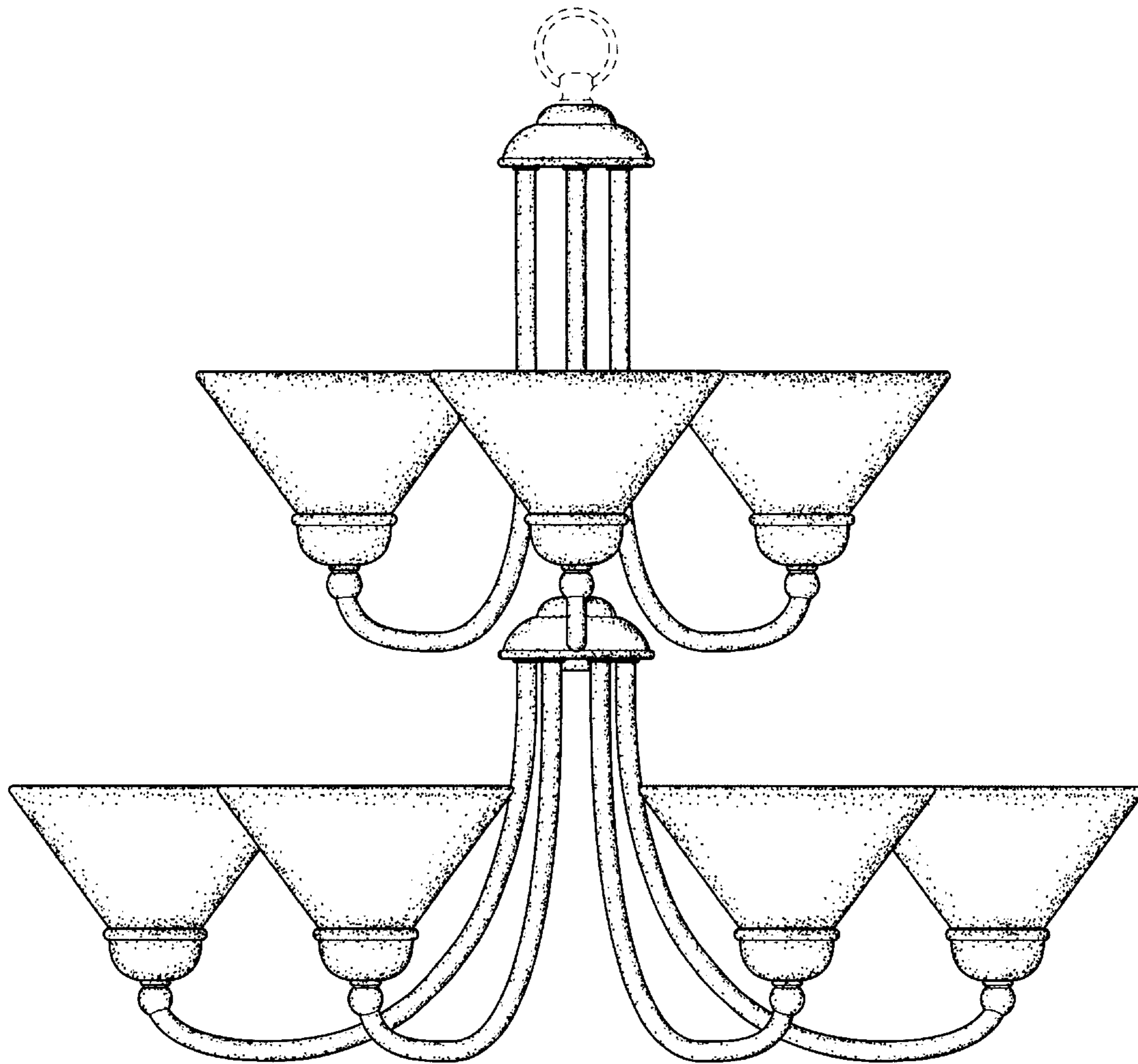


FIG. 2




FIG. 3

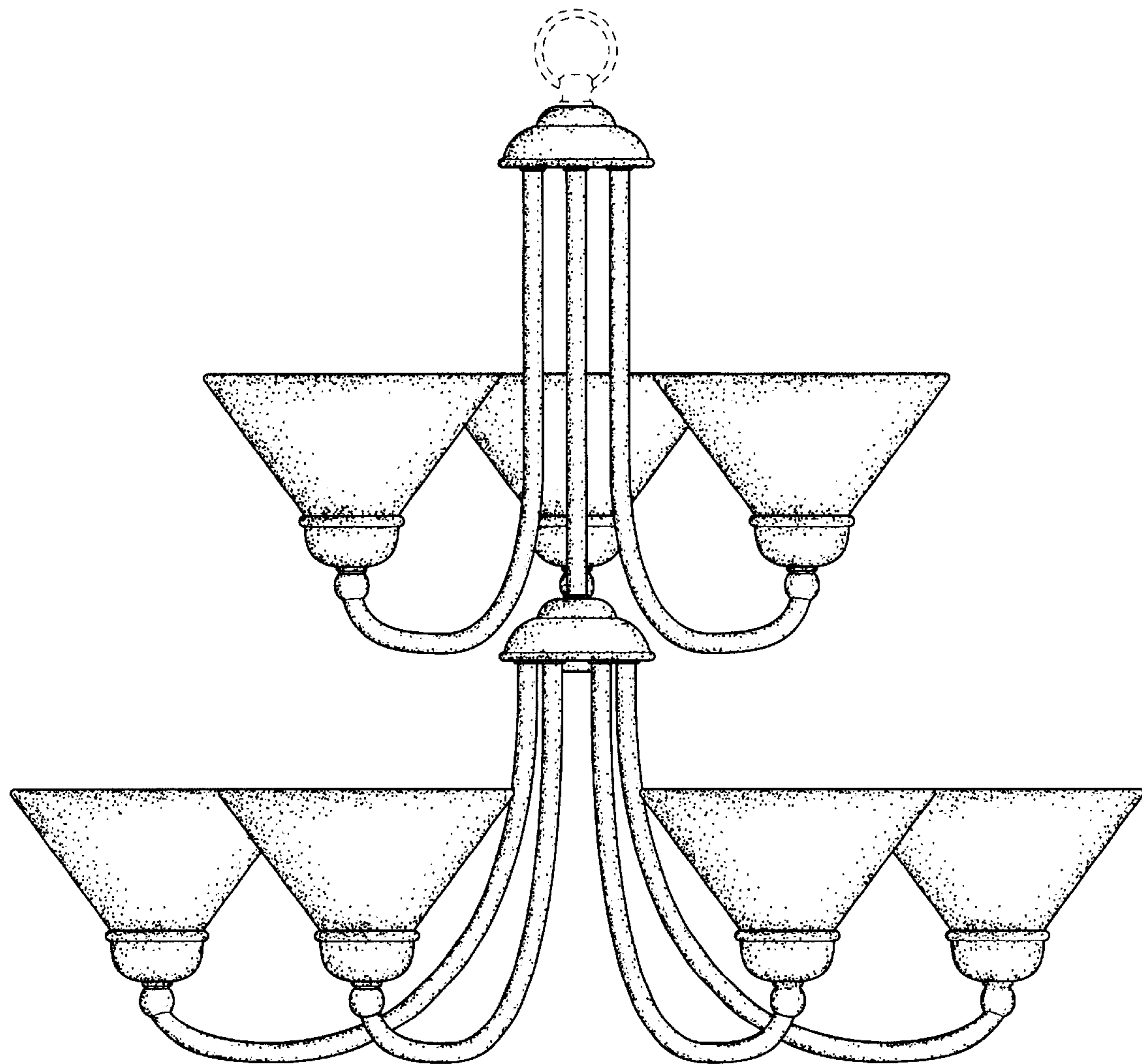


FIG. 4

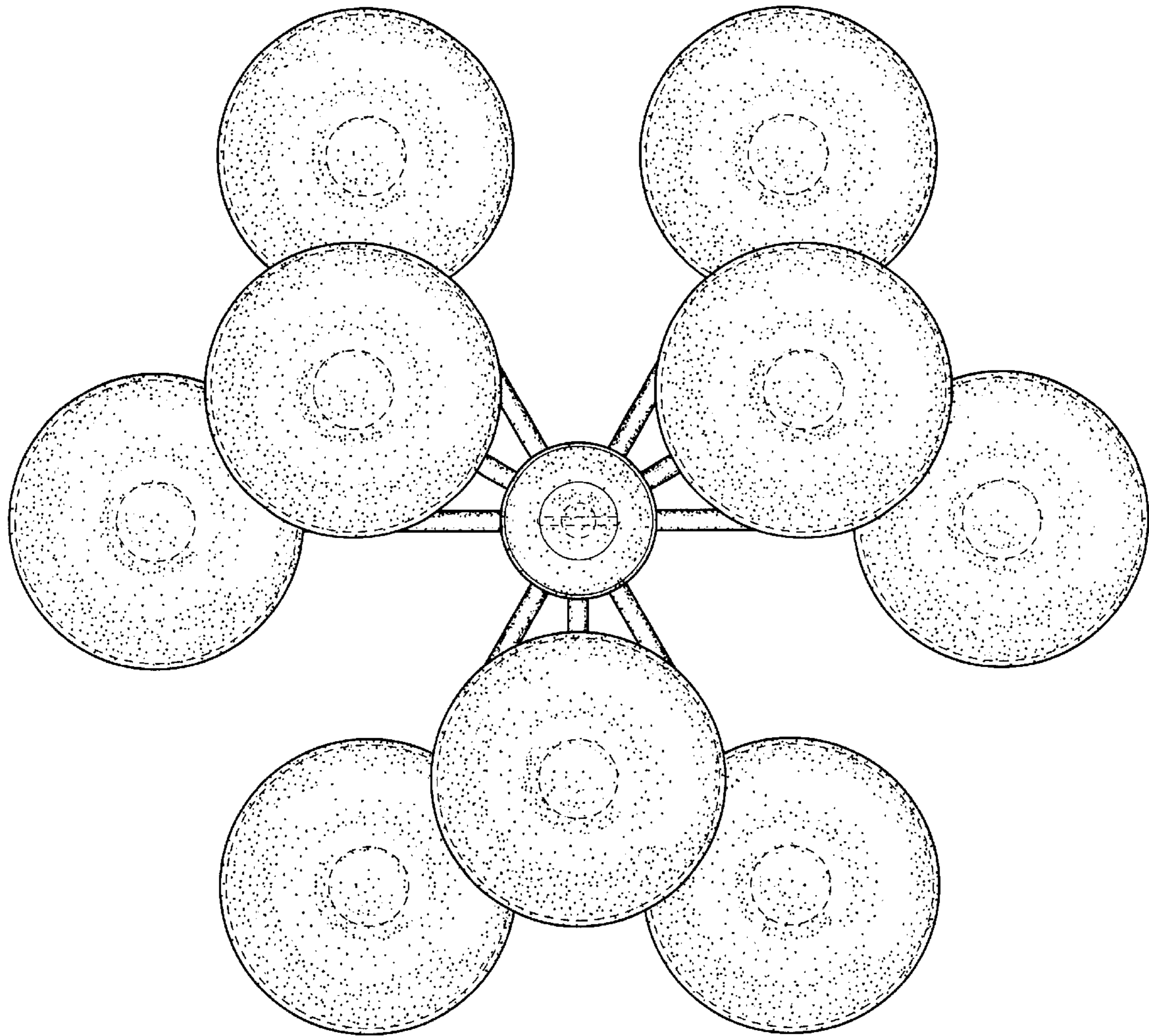


FIG. 5




FIG. 6