

US00D521173S

(12) **United States Design Patent**
Noh

(10) **Patent No.:** **US D521,173 S**

(45) **Date of Patent:** **** May 16, 2006**

- (54) **FLUORESCENT LAMP FIXTURE**
- (75) Inventor: **Shi Youl Noh**, Kyonggi-do (KR)
- (73) Assignee: **Feelux Co., Ltd.**, Kyonggi-do (KR)
- (**) Term: **14 Years**

3,673,402 A *	6/1972	Weiss	362/220
D424,230 S *	5/2000	Noh	D26/76
D459,516 S *	6/2002	Demers et al.	D26/75
D496,486 S *	9/2004	Kan	D26/76
2003/0021110 A1 *	1/2003	Noh	362/217
2004/0090778 A1 *	5/2004	Noh	362/220

* cited by examiner

Primary Examiner—Clare E Hefflin

(74) *Attorney, Agent, or Firm*—Lee, Hong, Degerman, Kang & Schmadeka

- (21) Appl. No.: **29/200,213**
- (22) Filed: **Feb. 24, 2004**

- (51) **LOC (8) Cl.** **26-03**
- (52) **U.S. Cl.** **D26/78**
- (58) **Field of Classification Search** D26/72,
D26/75-78, 118, 122, 24; 362/605, 147,
362/151, 217-225

See application file for complete search history.

(57) **CLAIM**

The ornamental design for a fluorescent lamp fixture, as shown and described.

DESCRIPTION

FIG. 1 is a top, front and right side perspective view of a fluorescent lamp fixture;
 FIG. 2 is a top plan view thereof;
 FIG. 3 is a bottom plan view thereof;
 FIG. 4 is a front elevational view thereof, a rear being a mirror image;
 FIG. 5 is a right side elevation view thereof; and,
 FIG. 6 is a left side elevational view thereof.

1 Claim, 3 Drawing Sheets

(56) **References Cited**
 U.S. PATENT DOCUMENTS

D112,068 S *	11/1938	Holden	D26/78
D127,823 S *	6/1941	Biller	D26/78
2,248,598 A *	7/1941	Yoder	362/217
2,252,340 A *	8/1941	Bryant et al.	362/217
2,483,165 A *	9/1949	Young	362/217
2,505,864 A *	5/1950	Kelman	362/217

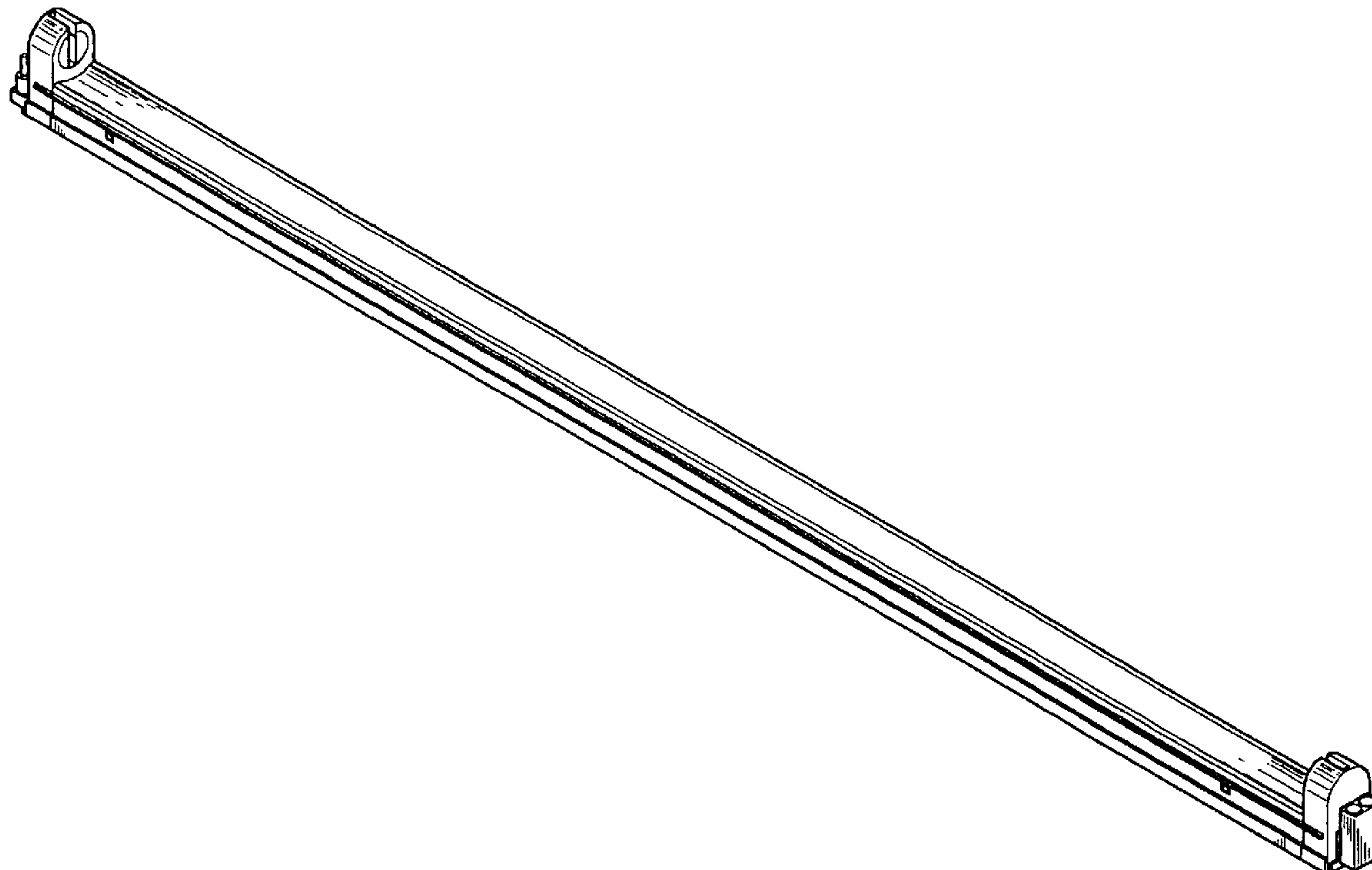


FIG. 1




FIG. 2

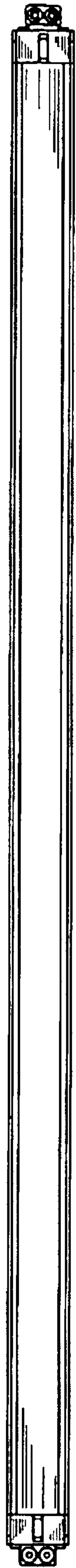


FIG. 3



FIG. 4



FIG. 5



FIG. 6

