



US00D521156S

(12) **United States Design Patent**
Hsieh

(10) **Patent No.:** **US D521,156 S**

(45) **Date of Patent:** **** *May 16, 2006**

(54) **SAFETY HANDRAIL**

(75) Inventor: **Ming-Tao Hsieh**, Kaohsiung Hsien (TW)

(73) Assignee: **GE Shine Industries Corp.**, Luzhu Shiang (TW)

(*) Notice: This patent is subject to a terminal disclaimer.

(**) Term: **14 Years**

(21) Appl. No.: **29/218,838**

(22) Filed: **Dec. 7, 2004**

(51) **LOC (8) Cl.** **25-02**

(52) **U.S. Cl.** **D25/38**

(58) **Field of Classification Search** D25/38;
256/59, 65.01, 65.02, 65.07, 65.15, 65.16;
182/113, 106

See application file for complete search history.

(56) **References Cited**

U.S. PATENT DOCUMENTS

D210,519 S	*	3/1968	Kusel	D25/121
4,895,332 A	*	1/1990	Hansen et al.	248/251
5,615,968 A	*	4/1997	Verenski et al.	403/312
5,908,185 A	*	6/1999	Collette et al.	248/345.1

D474,281 S * 5/2003 Hansen D25/38

* cited by examiner

Primary Examiner—Doris Clark

(74) *Attorney, Agent, or Firm*—Alan D. Kamrath; Nikolai & Mersereau, P.A.

(57) **CLAIM**

The ornamental design for a safety handrail, as shown and described.

DESCRIPTION

FIG. 1 is a perspective view of a safety handrail showing my design;

FIG. 2 is a front elevational view thereof;

FIG. 3 is a rear elevational view thereof;

FIG. 4 is a left side elevational view thereof;

FIG. 5 is a right side elevational view thereof;

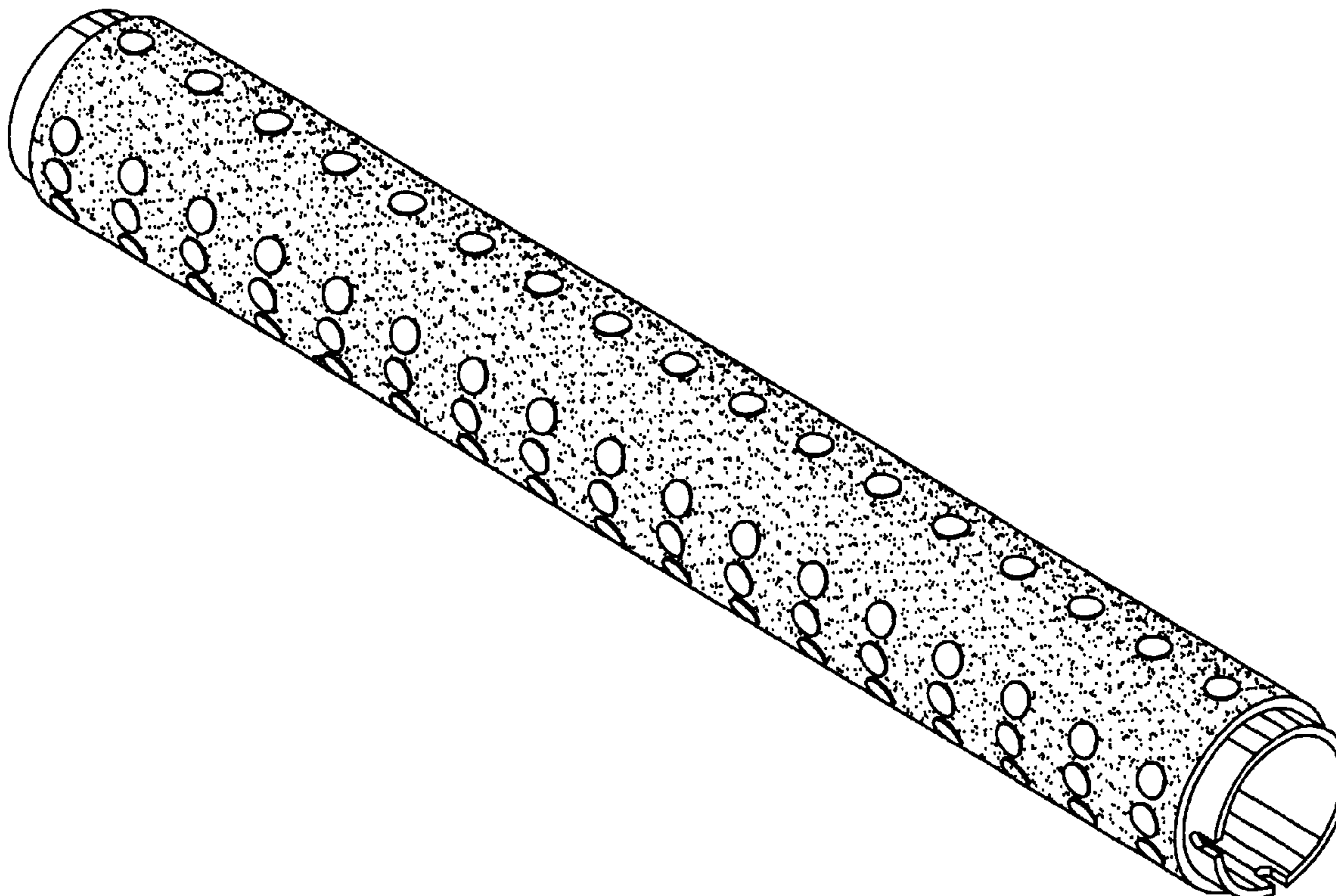
FIG. 6 is a top plan view thereof;

FIG. 7 is a bottom plan view thereof; and,

FIG. 8 is a schematic view illustrating an application of a safety handrail showing my design in a safety handrailing device.

The broken line showing the safety handrailing device is for illustrative purposes only and forms no part of the claimed design.

1 Claim, 5 Drawing Sheets



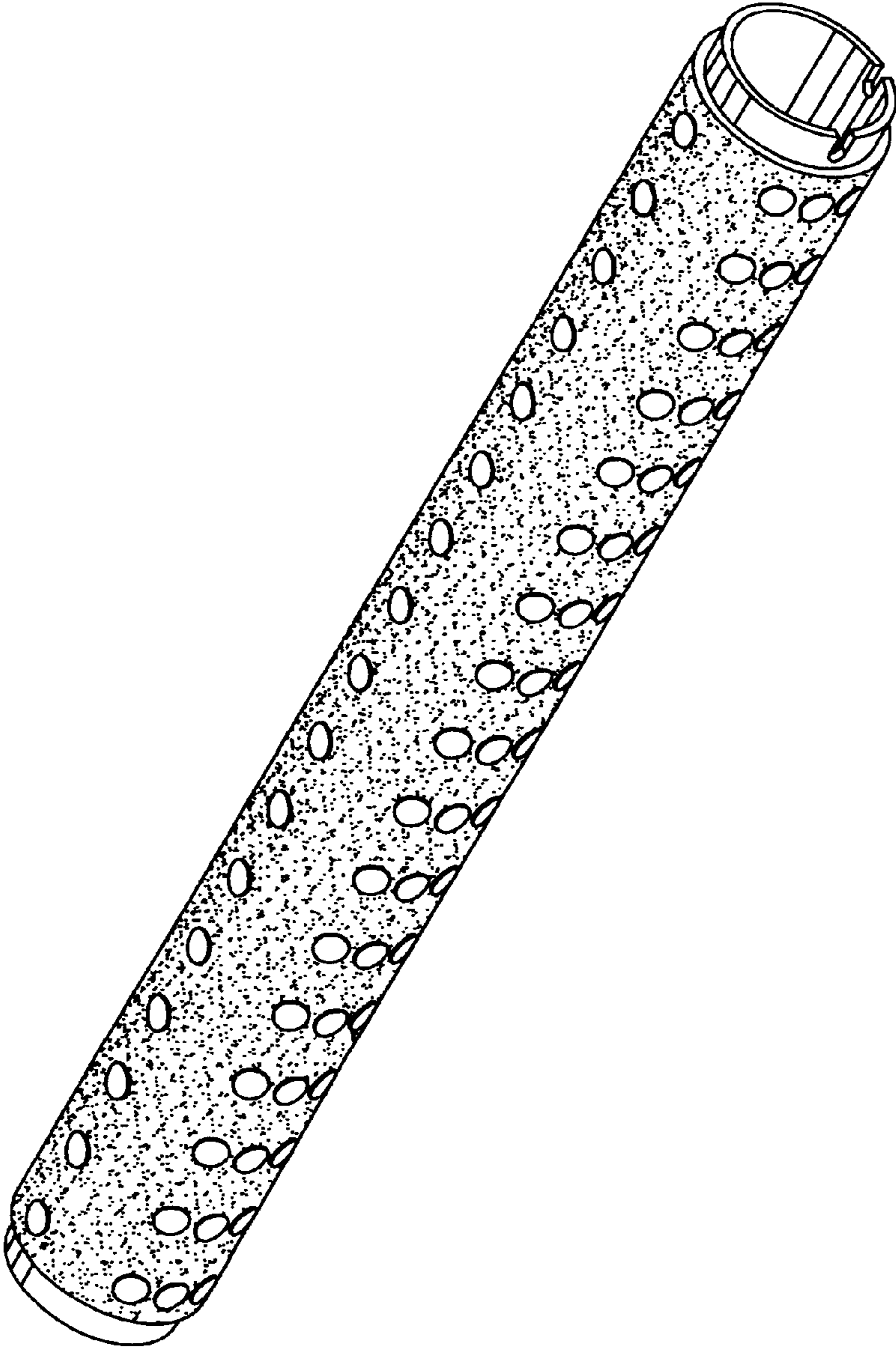


FIG. 1




FIG. 2




FIG. 3

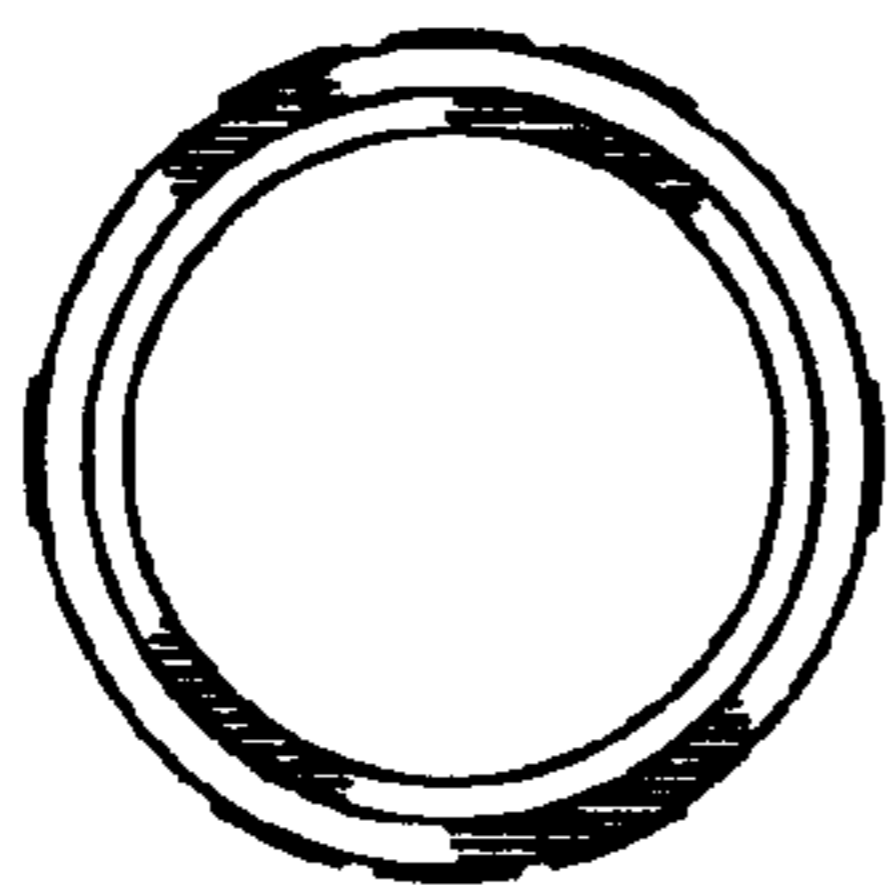


FIG. 4

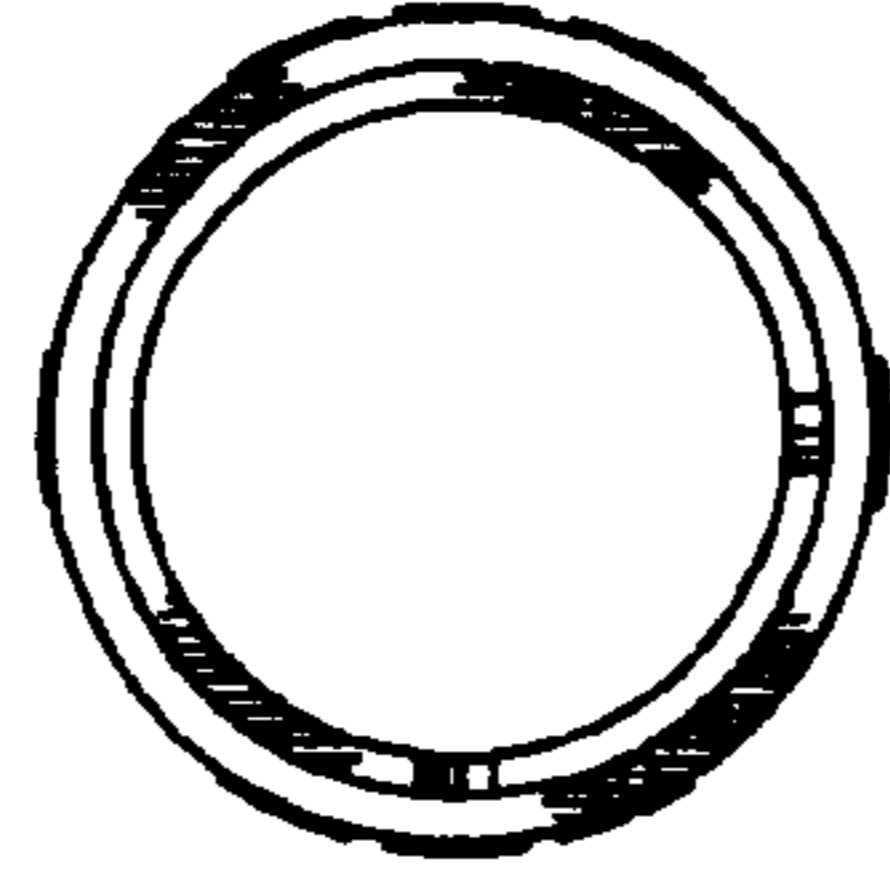


FIG. 5




FIG. 6




FIG. 7

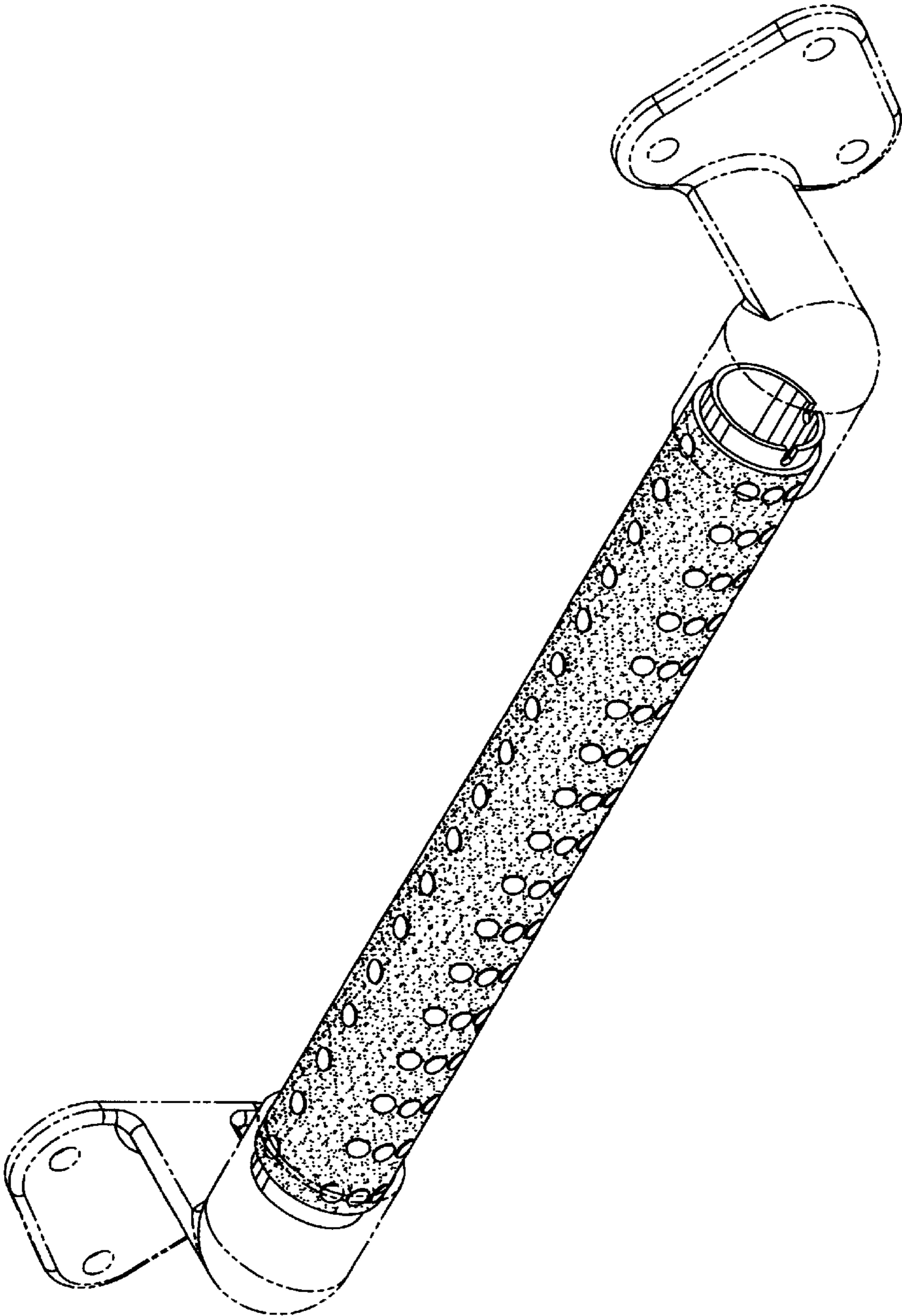


FIG.8