



US00D521154S

(12) **United States Design Patent**
Loyd

(10) **Patent No.:** **US D521,154 S**

(45) **Date of Patent:** **** May 16, 2006**

(54) **SPA**

2003/0014811 A1 * 1/2003 Hammock 4/541.1

(76) Inventor: **Casey Loyd**, 1462 E. 9th St., Pomona,
CA (US) 91766

OTHER PUBLICATIONS

Catalogue pages for LSC 1050 Spa (date 2003).

(**) Term: **14 Years**

* cited by examiner

(21) Appl. No.: **29/222,128**

Primary Examiner—Ian Simmons

Assistant Examiner—Melanie Levy

(22) Filed: **Jan. 26, 2005**

(74) *Attorney, Agent, or Firm*—Denton L. Anderson;
Sheldon & Mak

(51) **LOC (8) Cl.** **24-04**

(52) **U.S. Cl.** **D24/204**

(58) **Field of Classification Search** D24/201,
D24/204, 205; D23/277; 601/154–158; 4/541.1–541.6,
4/547, 578.1, 579

(57) **CLAIM**

The ornamental design for a spa, as shown and described.

See application file for complete search history.

DESCRIPTION

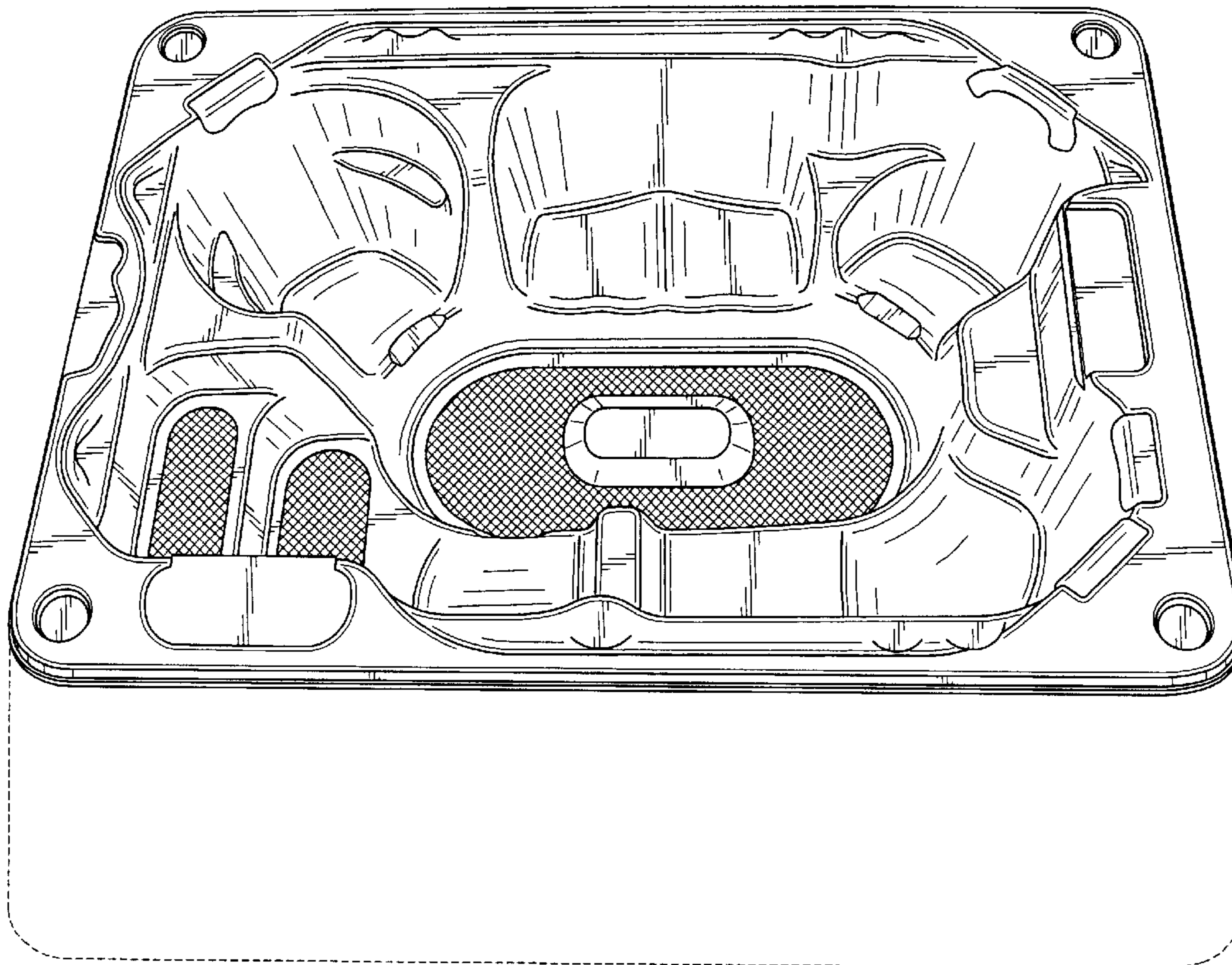
(56) **References Cited**

FIG. 1 is a front perspective view of a spa showing our new design. The broken line showing is for illustrative purposes only and forms no part of the claimed design;
FIG. 2 is a right and left side perspective view thereof; and
FIG. 3 is a top plan view thereof.
FIG. 4 is an elevation view of both the front and rear sides of the spa illustrated in FIG. 1;
FIG. 5 is a left side elevation view of the spa illustrated in FIG. 1; and,
FIG. 6 is a right side elevation view of the spa illustrated in FIG. 1.

U.S. PATENT DOCUMENTS

D267,043	S	*	11/1982	Kingsley et al.	D24/204
4,860,392	A	*	8/1989	Gardenier et al.	4/541.4
D333,699	S	*	3/1993	Jacuzzi et al.	D24/205
D405,185	S	*	2/1999	Larsen	D24/204
D405,186	S	*	2/1999	Larsen	D24/204
D436,178	S	*	1/2001	Larsen et al.	D24/204
D446,309	S	*	8/2001	Bower	D24/204
D446,310	S	*	8/2001	Bower	D24/204
D454,643	S	*	3/2002	Gibson et al.	D24/204
D463,569	S	*	9/2002	Bower	D24/204

1 Claim, 4 Drawing Sheets



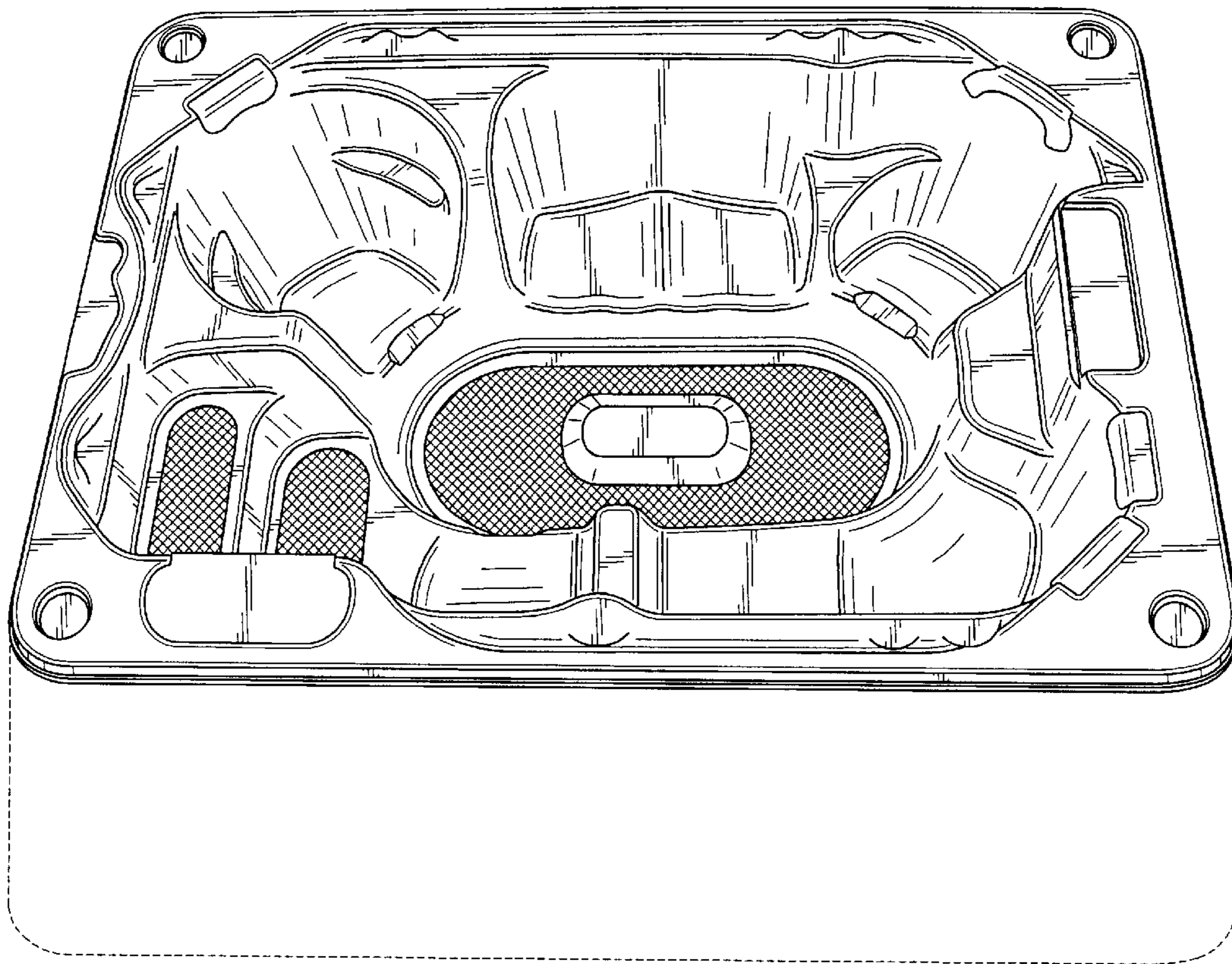


FIG. 1

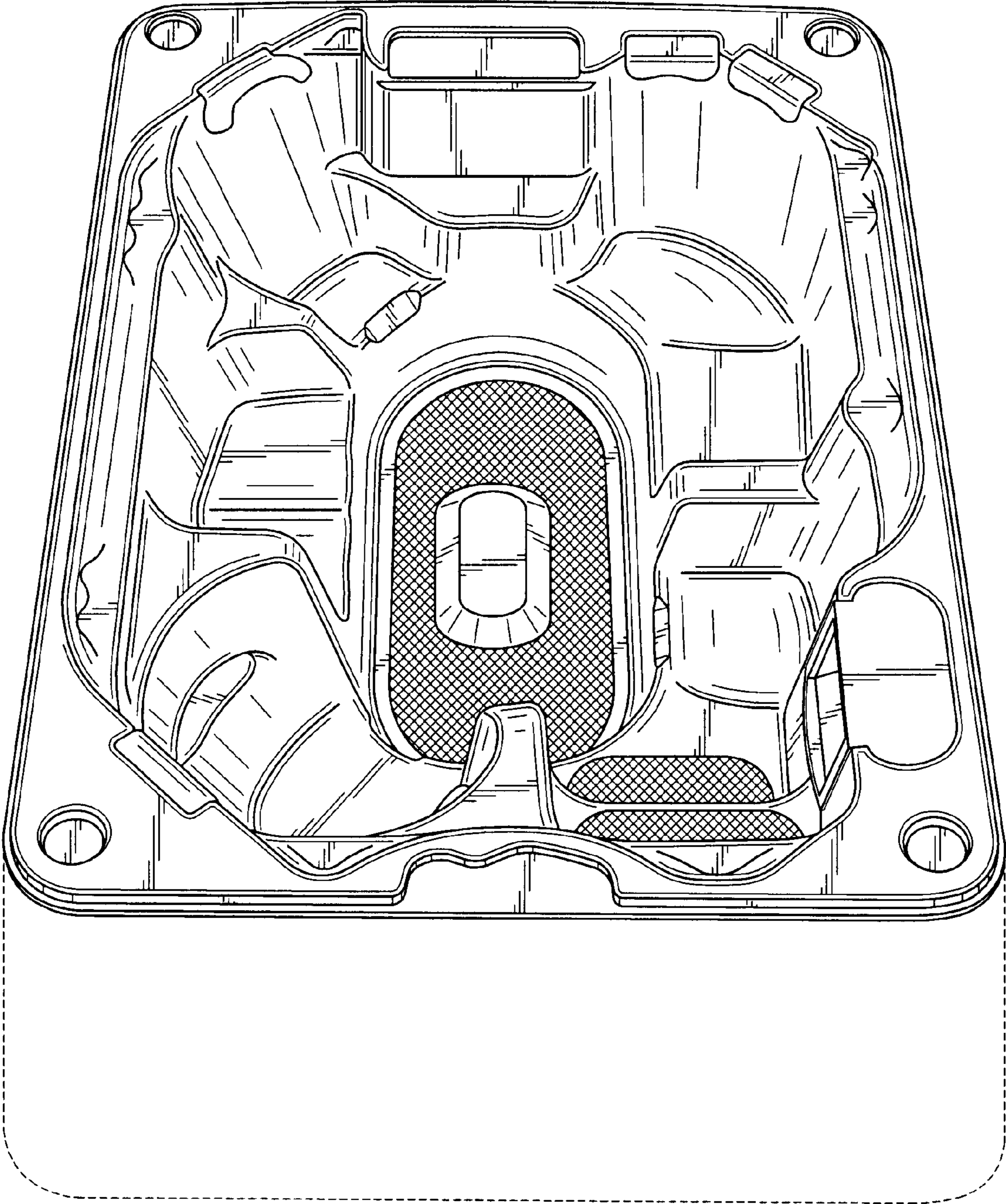


FIG. 2

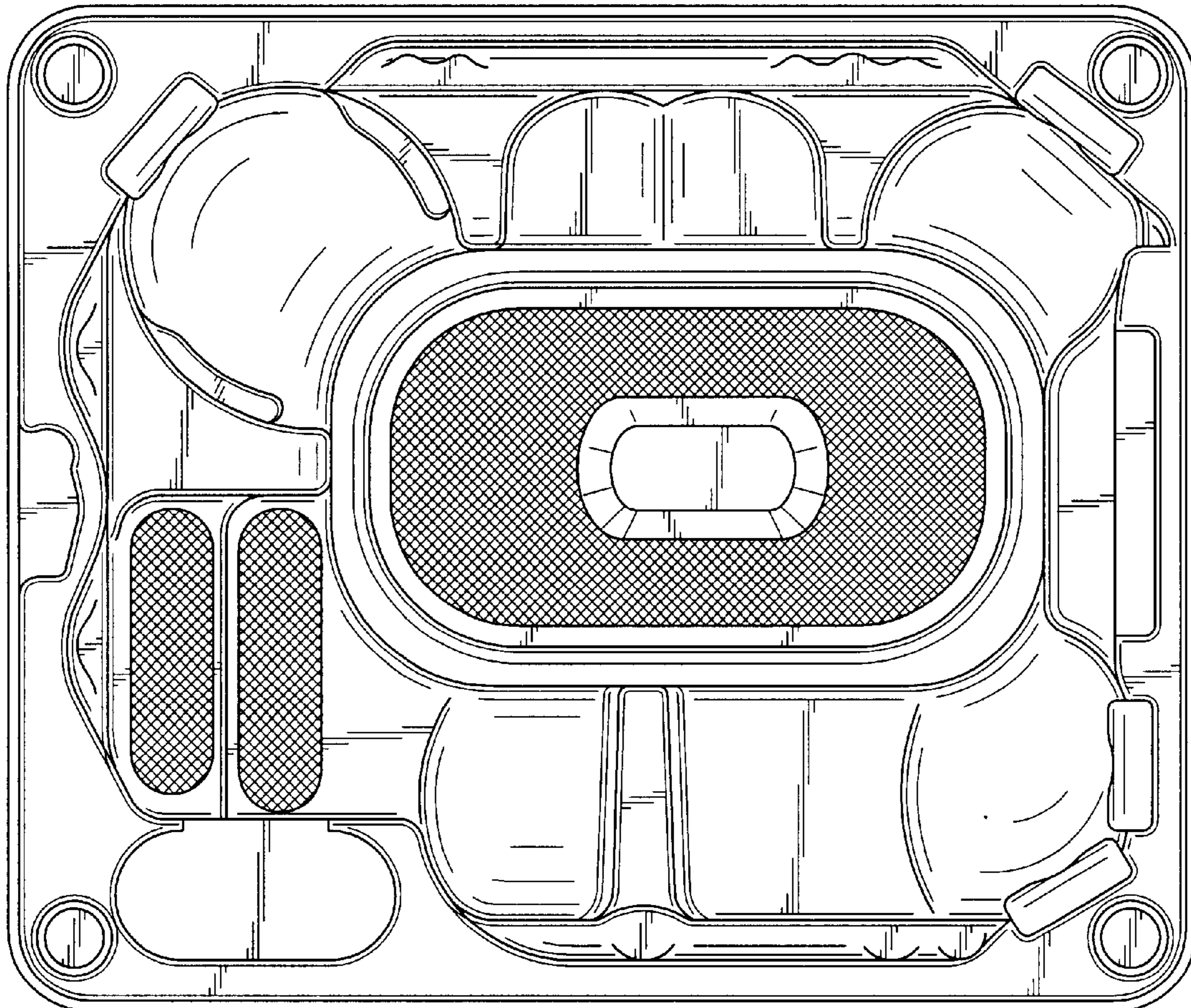


FIG. 3




FIG. 4

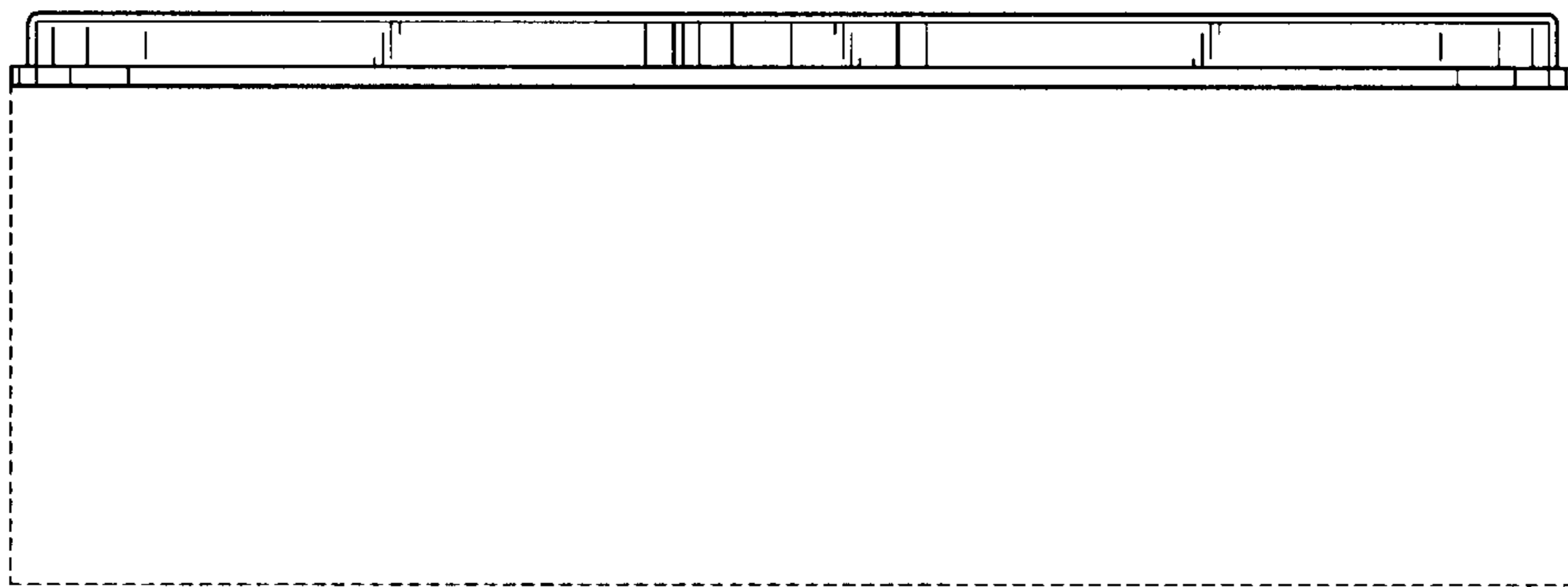


FIG. 5




FIG. 6