

US00D521152S

(12) **United States Design Patent** (10) **Patent No.:** **US D521,152 S**
Dodd et al. (45) **Date of Patent:** **** May 16, 2006**

(54) **ADHESIVE BANDAGE**

D414,813 S * 10/1999 Browning D20/23

(76) Inventors: **Lisa Payne Dodd**, 4612 Shop St.,
Chester, VA (US) 23831; **Barbara
Irene Bicking**, 14709 Beacon Hill Ct.,
Midlothian, VA (US) 23112

* cited by examiner

Primary Examiner—Ian Simmons
Assistant Examiner—Daniel Yu
(74) *Attorney, Agent, or Firm*—Anthony Tacconi; Charles
Allen

(**) Term: **14 Years**

(21) Appl. No.: **29/212,363**

(22) Filed: **Aug. 31, 2004**

(57) **CLAIM**

The ornamental design for an adhesive bandage, as shown
and described.

(51) **LOC (8) Cl.** **24-04**

DESCRIPTION

(52) **U.S. Cl.** **D24/189**

(58) **Field of Classification Search** D24/189;
D20/10, 11, 23, 35, 42; D5/64; 602/41-47,
602/48, 54, 55, 58; 428/38
See application file for complete search history.

FIG. 1 is a top plan view thereof;
FIG. 2 is a right side elevational view, the left side being a
mirror image thereof;
FIG. 3 is a bottom plan view thereof;
FIG. 4 is a front elevational view thereof;
FIG. 5 is a rear elevational view thereof; and,
FIG. 6 is a top plan view showing a second embodiment of
our new design, the sole difference being in the appearance
and design of the background of the adhesive strip.

(56) **References Cited**

U.S. PATENT DOCUMENTS

D376,850 S * 12/1996 Dunshee et al. D24/189

1 Claim, 2 Drawing Sheets

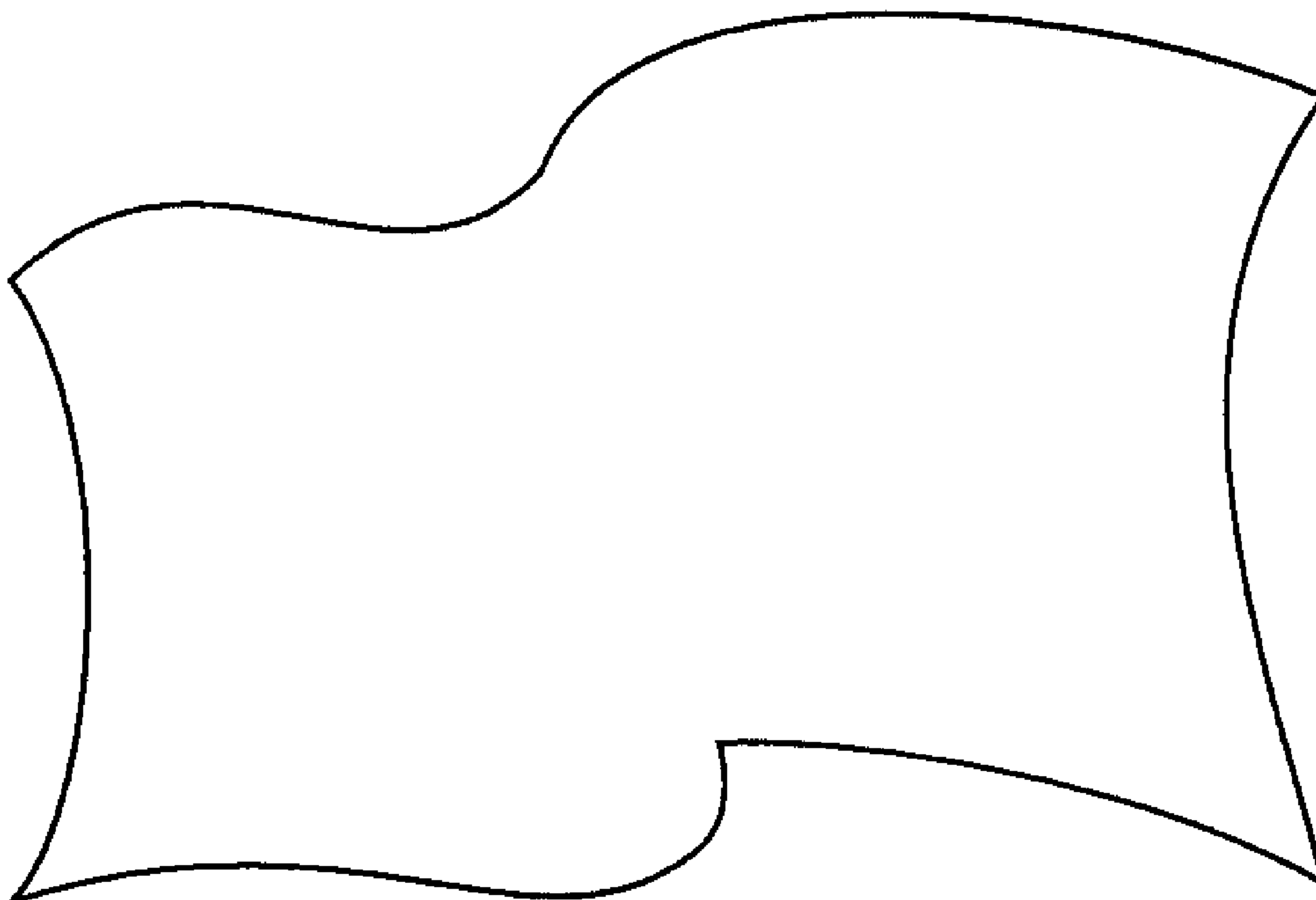


FIG. 1

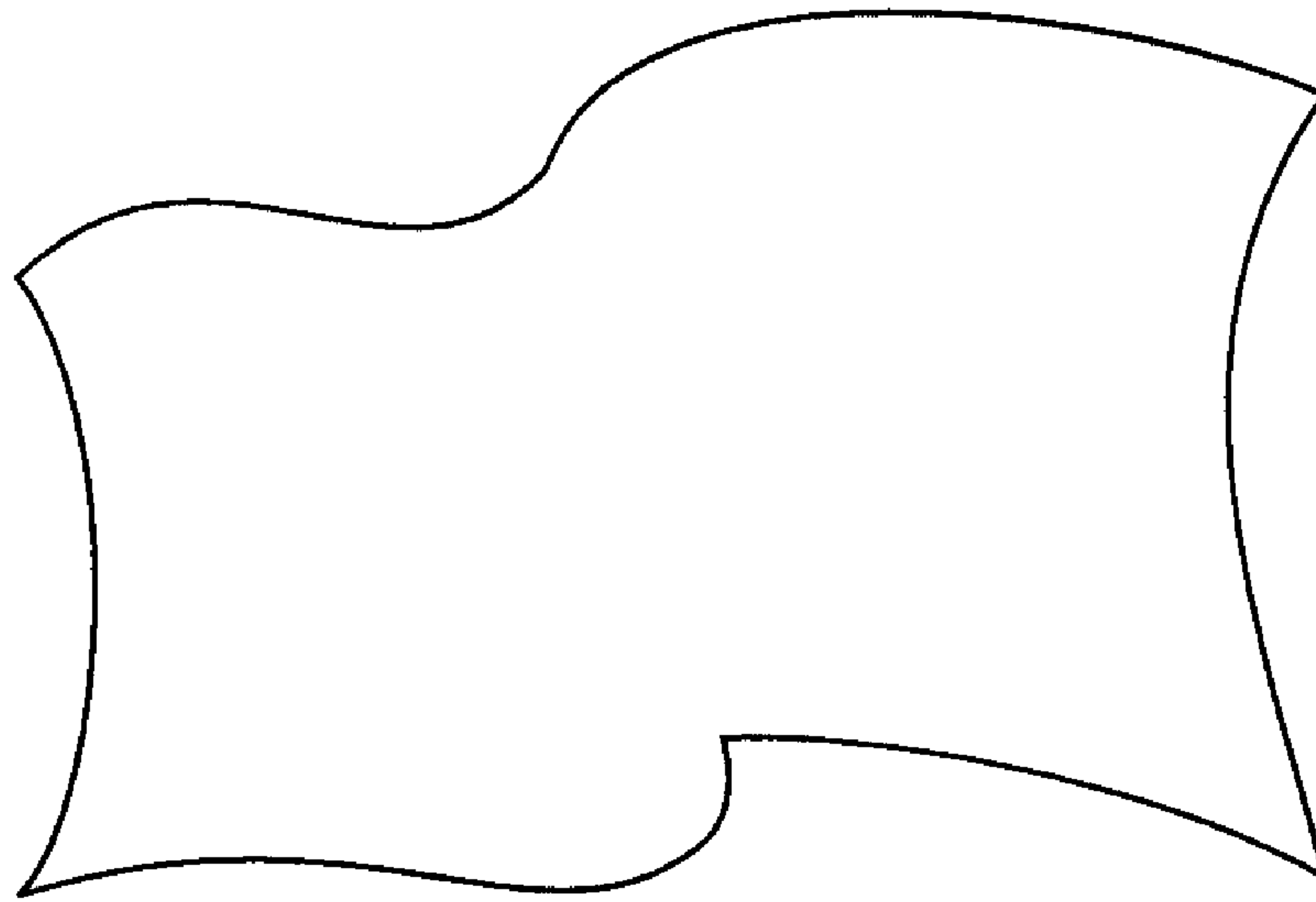


FIG. 2




FIG. 3

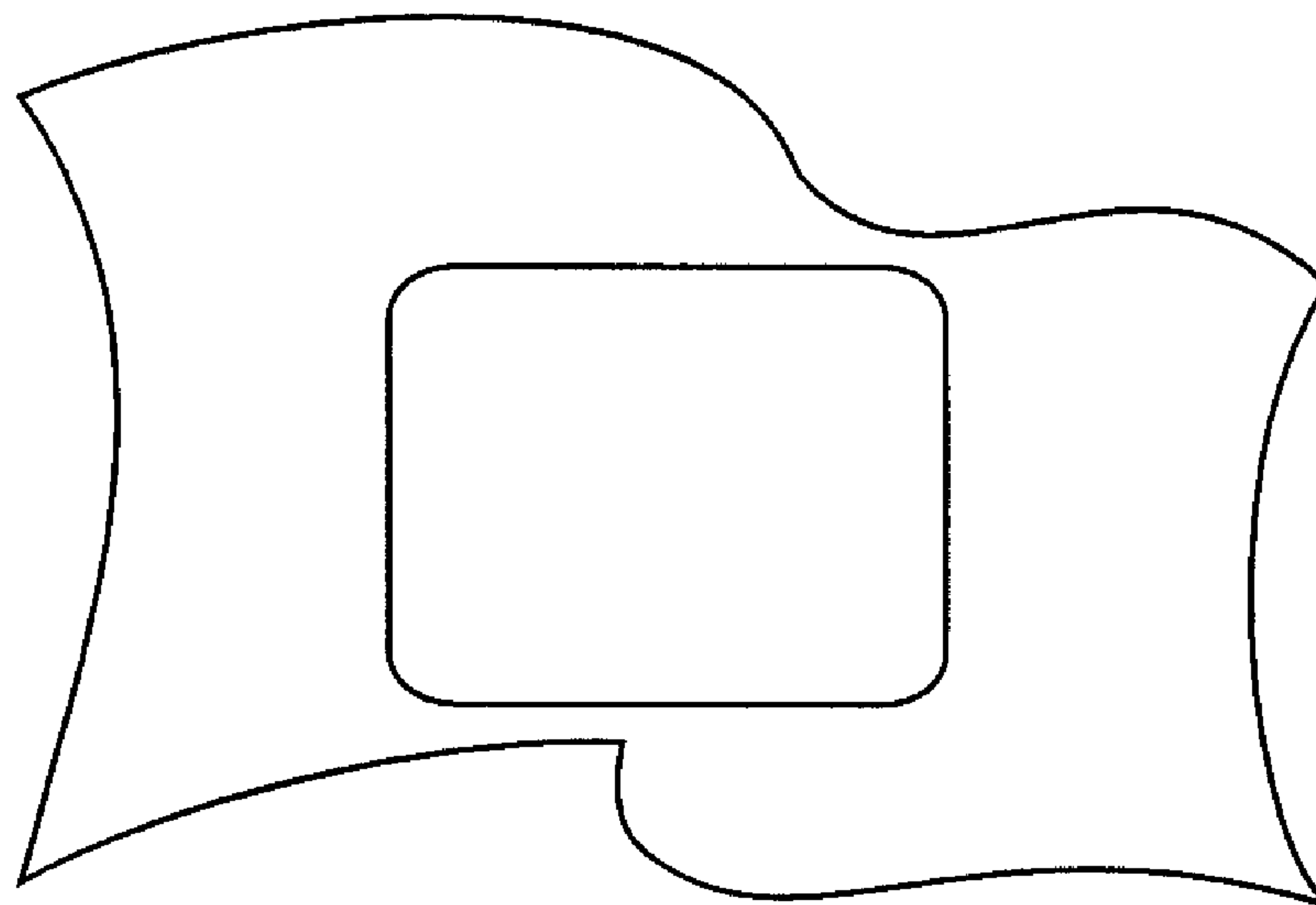


FIG. 4



FIG. 5




FIG. 6

