



US00D521139S

(12) **United States Design Patent**  
**Wu**

(10) **Patent No.:** **US D521,139 S**

(45) **Date of Patent:** **\*\* May 16, 2006**

(54) **AIR FRESHENER DEVICE**

(75) Inventor: **Henry Wu, Shin-Tien (TW)**

(73) Assignee: **Aromate Industries Co., Ltd., Taipei (TW)**

(\*\*) Term: **14 Years**

(21) Appl. No.: **29/212,084**

(22) Filed: **Aug. 26, 2004**

(51) **LOC (8) Cl.** ..... **23-04**

(52) **U.S. Cl.** ..... **D23/366**

(58) **Field of Classification Search** ..... D23/356-369;  
392/390, 392, 393, 394, 398; 239/34, 53,  
239/56, 57, 58, 135, 136; 261/DIG. 17, DIG. 65,  
261/DIG. 88, DIG. 89

See application file for complete search history.

(56) **References Cited**

**U.S. PATENT DOCUMENTS**

1,720,881	A	*	7/1929	Brewster	.....	239/57
D198,786	S	*	8/1964	Friedman et al.	.....	D23/367
D208,023	S	*	7/1967	Wilson	.....	D23/367
D289,678	S	*	5/1987	Kwiatkowski	.....	D23/367
5,201,025	A	*	4/1993	Landesberg	.....	392/392
D344,582	S	*	2/1994	Williams	.....	D23/365
D346,207	S	*	4/1994	Martin	.....	D23/367
D365,390	S	*	12/1995	King	.....	D23/367
D379,651	S	*	6/1997	Rondeau	.....	D23/367
D379,652	S	*	6/1997	Okamoto	.....	D23/367
D380,821	S	*	7/1997	Chen	.....	D23/367

D381,444	S	*	7/1997	Yuen	.....	D26/26
D390,941	S	*	2/1998	Cessaroni et al.	.....	D23/367
D410,756	S	*	6/1999	Kleinberg	.....	D26/9
D422,350	S	*	4/2000	Wu	.....	D23/367
D430,659	S	*	9/2000	Zaragoza et al.	.....	D23/367
6,236,807	B1	*	5/2001	Ruffolo et al.	.....	392/390
D476,070	S	*	6/2003	Basaganas Millan	.....	D23/366
D477,067	S	*	7/2003	Lonczak et al.	.....	D23/367
D481,115	S	*	10/2003	Wu	.....	D23/367
D483,461	S	*	12/2003	Millan	.....	D23/366
D488,856	S	*	4/2004	Millan	.....	D23/366
D493,876	S	*	8/2004	Wirthman et al.	.....	D23/366
D493,877	S	*	8/2004	Wirthman et al.	.....	D23/366

\* cited by examiner

*Primary Examiner*—Sandra S. Snapp

(74) *Attorney, Agent, or Firm*—Ira S. Dorman


(57) **CLAIM**


The ornamental design for an air freshener device, as shown and described.

**DESCRIPTION**

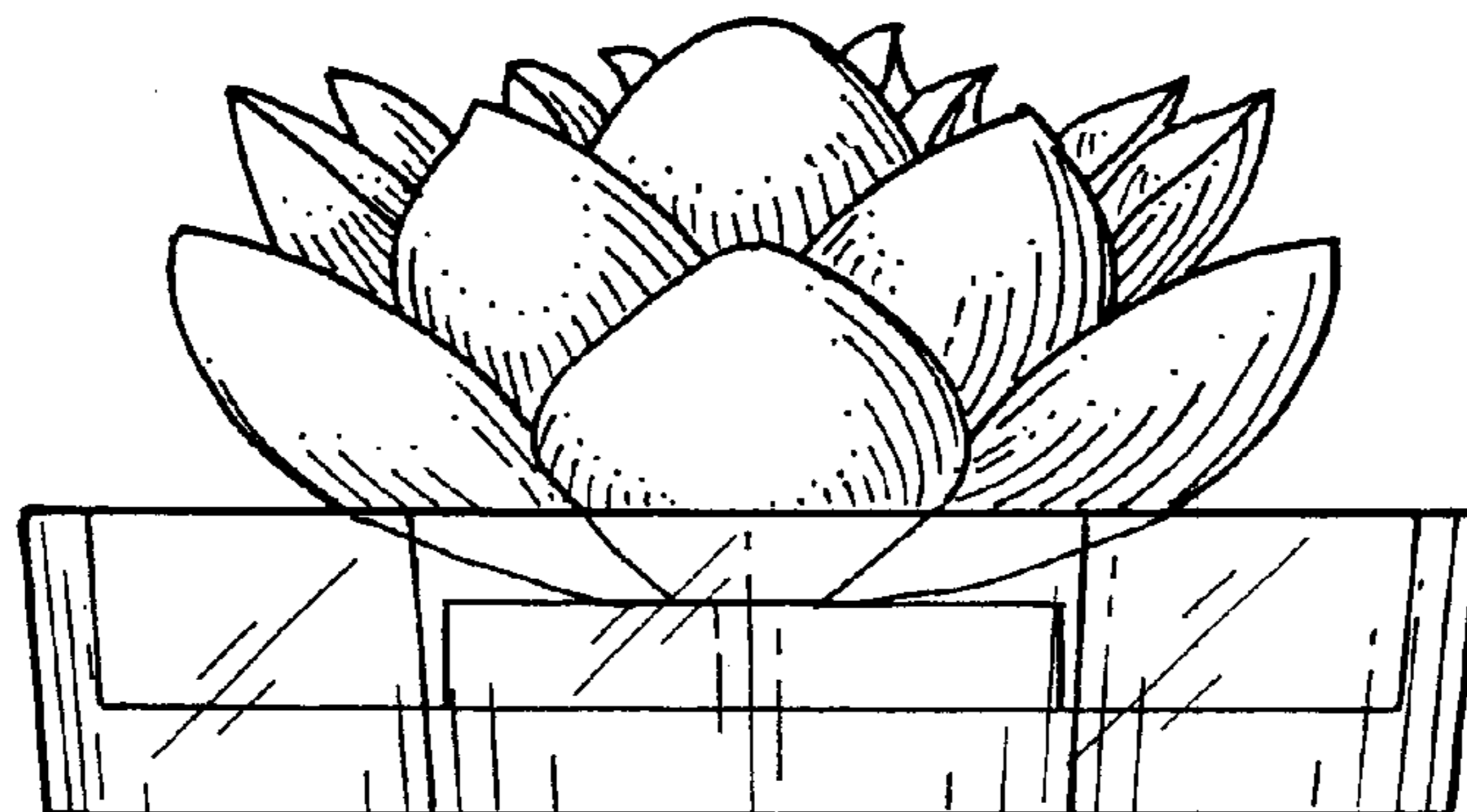
FIG. 1 is perspective view of a water lilly-style air freshener device embodying the present invention; FIGS. 2 through 5 are elevations view of the water lilly-style air freshener device, taken at positions spaced at 90° intervals; FIG. 6 is a top plan view of the water lilly-style air freshener device; and, FIG. 7 is a bottom view of the water lilly-style air freshener device.

**1 Claim, 4 Drawing Sheets**

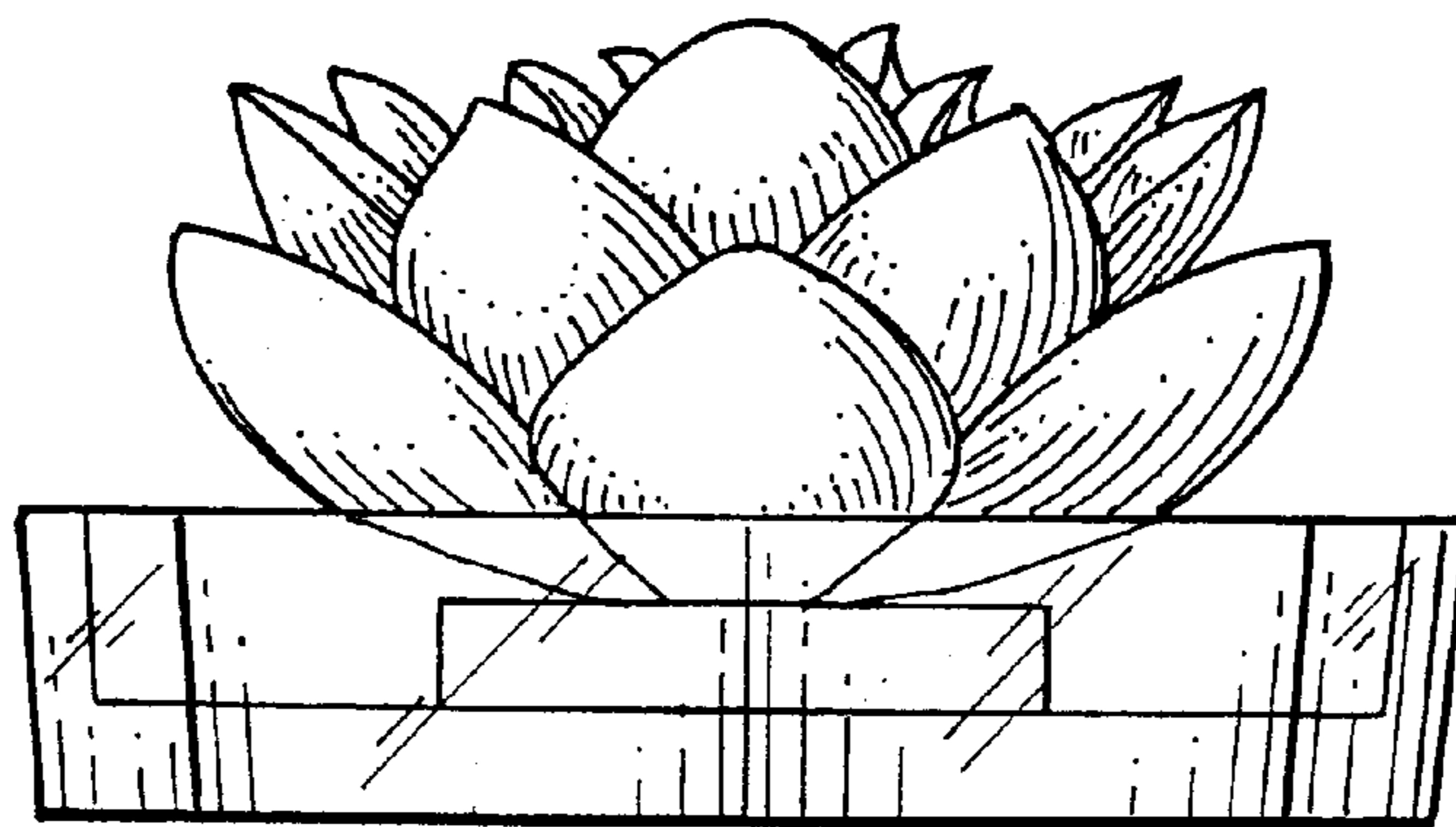




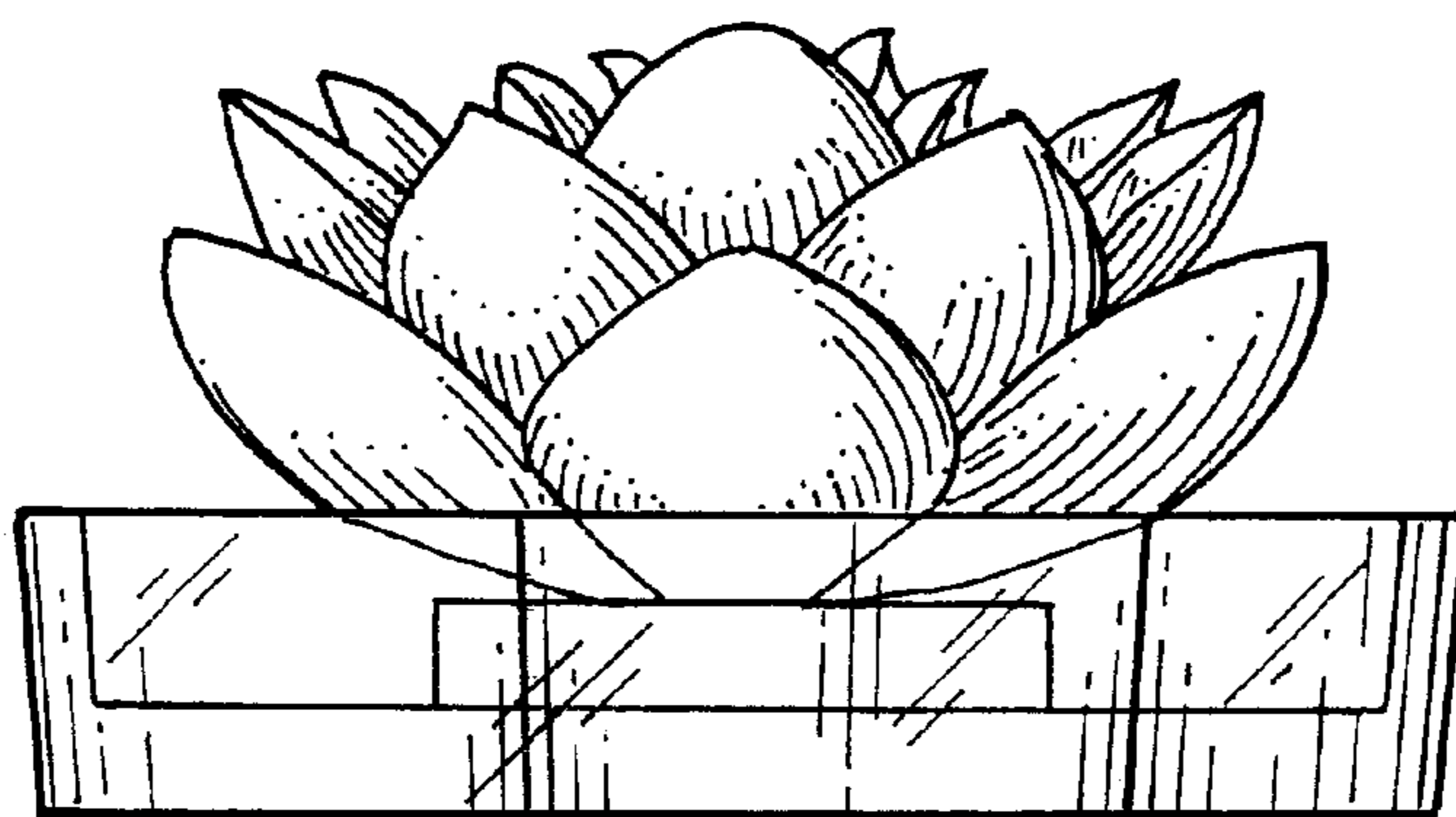
*FIG. 1*



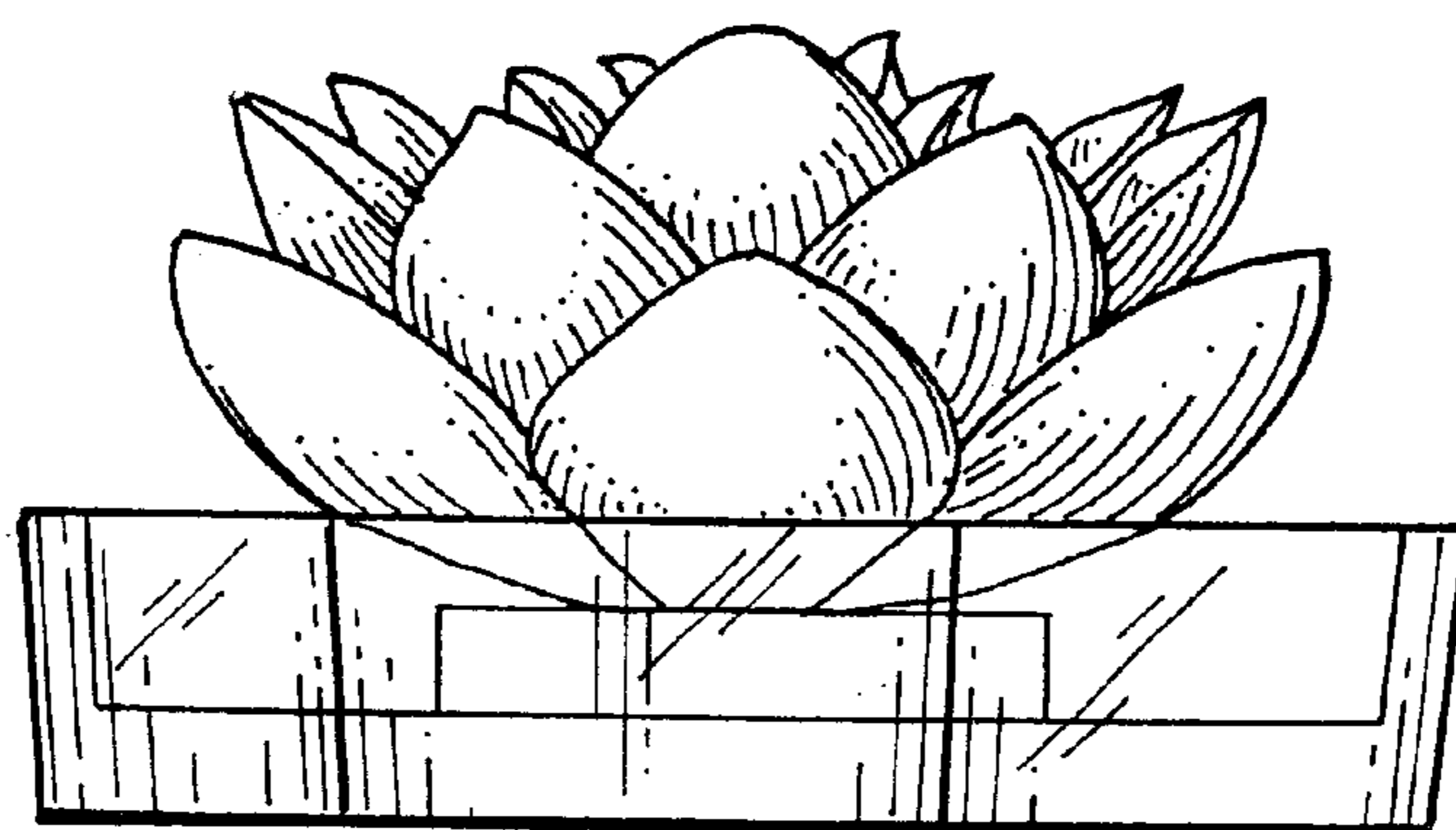
*FIG. 2*



*FIG. 3*




*FIG. 4*




*FIG. 5*





*FIG. 6*



*FIG. 7*