



US00D521136S

(12) **United States Design Patent**
Tseng et al.

(10) **Patent No.:** **US D521,136 S**

(45) **Date of Patent:** **** May 16, 2006**

(54) **UPRIGHT AIR PURIFIER**

(75) Inventors: **Dan Yu-Chan Tseng**, Palos Verdes Estates, CA (US); **David N. Kaye**, Granada Hills, CA (US); **Ling Ling**, Changsha (CN)

(73) Assignee: **A.I. Air Technology, Inc.**, Torrance, CA (US)

(**) Term: **14 Years**

(21) Appl. No.: **29/220,260**

(22) Filed: **Dec. 27, 2004**

(51) **LOC (8) Cl.** **23-04**

(52) **U.S. Cl.** **D23/364**

(58) **Field of Classification Search** D23/355,
D23/364, 365; 55/471, 472, 467; 95/2
See application file for complete search history.

(56) **References Cited**

U.S. PATENT DOCUMENTS

D433,494 S * 11/2000 Pinchuk et al. D23/364
D437,039 S * 1/2001 Yamazaki et al. D23/364

D461,002 S * 7/2002 Christianson D23/364
D495,042 S * 8/2004 Zhixiang D23/364
D495,043 S * 8/2004 Gatchell et al. D23/364
D497,985 S * 11/2004 Christianson D23/364

* cited by examiner

Primary Examiner—Robin Webster

(74) *Attorney, Agent, or Firm*—Blakely, Sokoloff, Taylor & Zafman, LLP

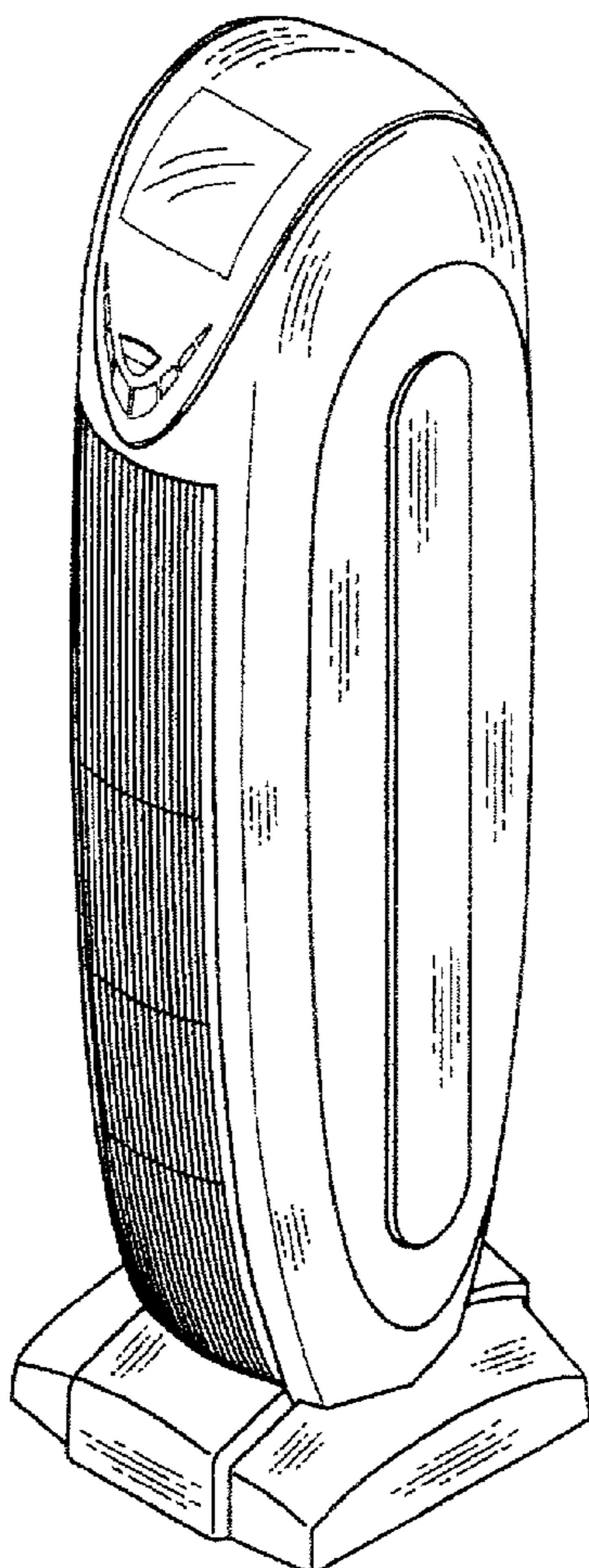
(57) **CLAIM**

The ornamental design for upright air purifier, as shown and described.

DESCRIPTION

FIG. 1 is a top view of an upright air purifier.
FIG. 2 is a front view of the upright air purifier of FIG. 1.
FIG. 3 is a right side view of the upright air purifier of FIG. 1.
FIG. 4 is a rear view of the upright air purifier of FIG. 1.
FIG. 5 is a left side view of the upright air purifier of FIG. 1; and,
FIG. 6 is an elevated perspective view of the upright air purifier of FIG. 1.

1 Claim, 3 Drawing Sheets



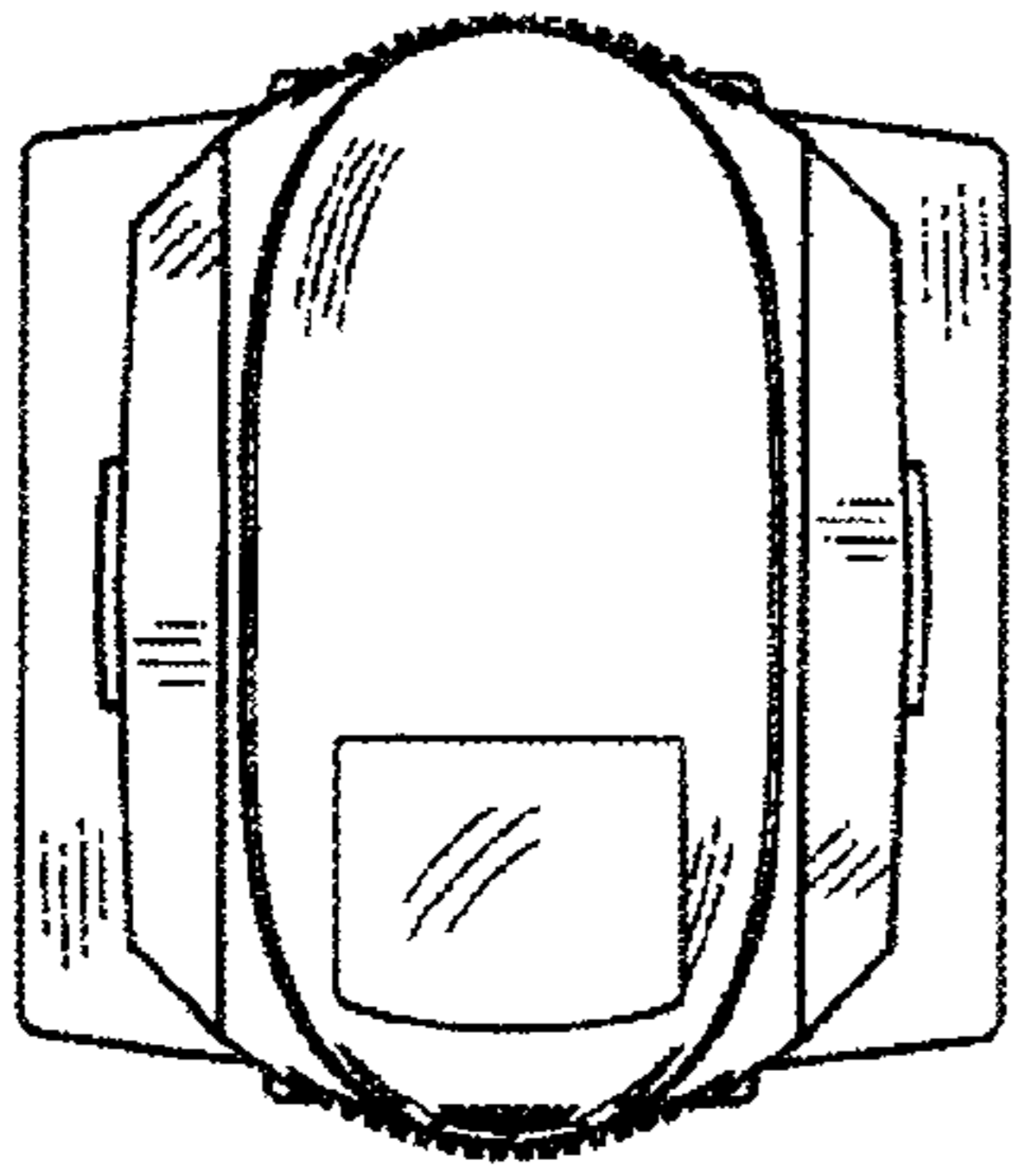


FIG. 1

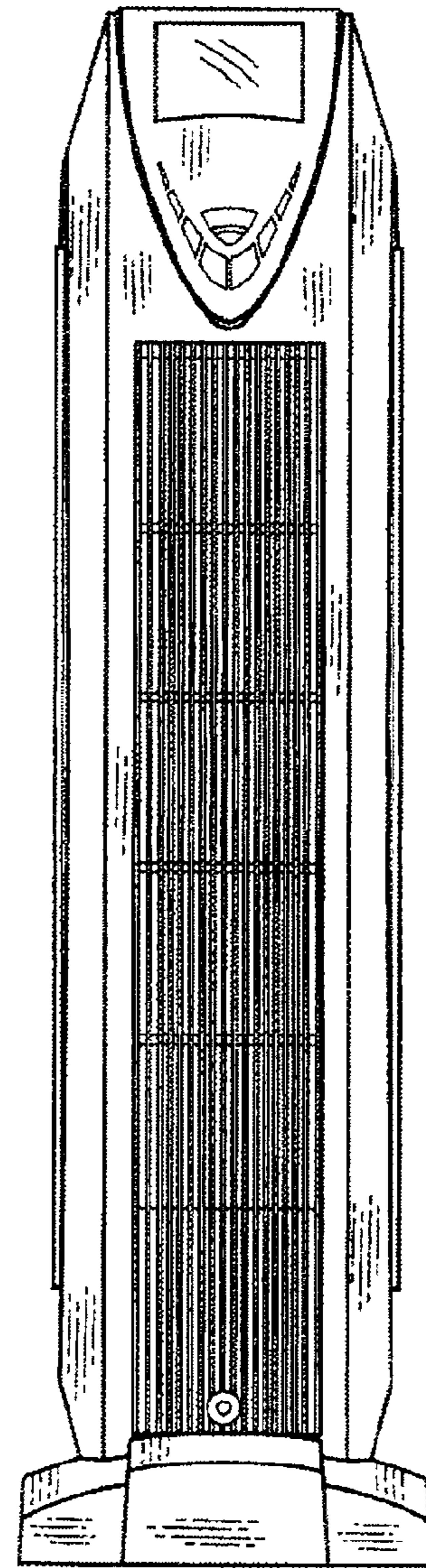


FIG. 2

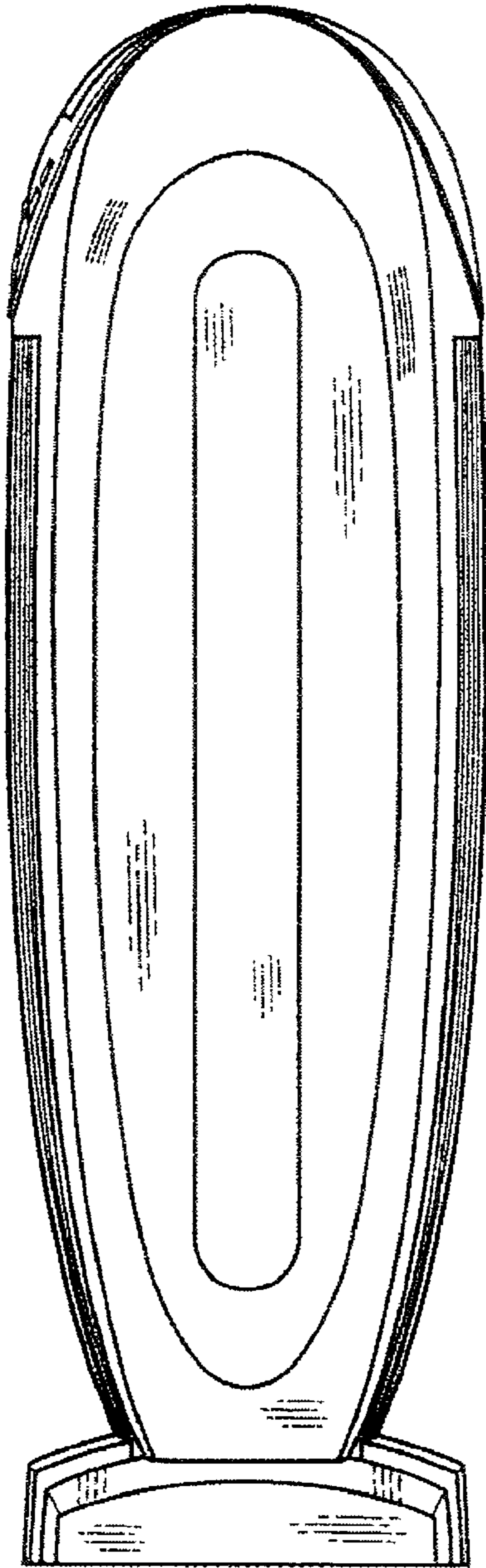


FIG. 3

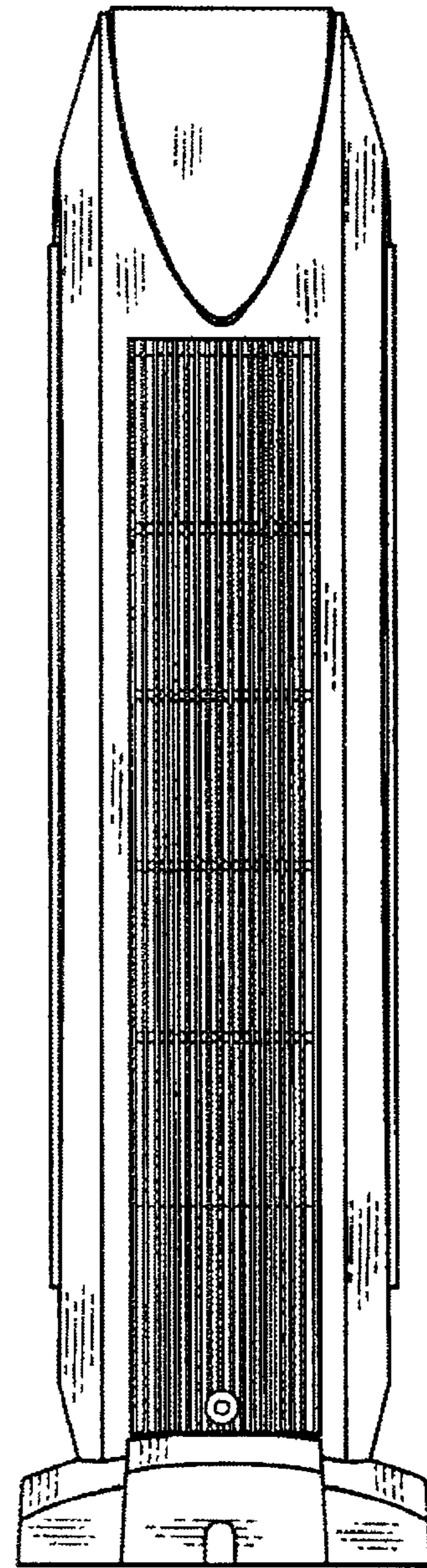


FIG. 4




FIG. 5

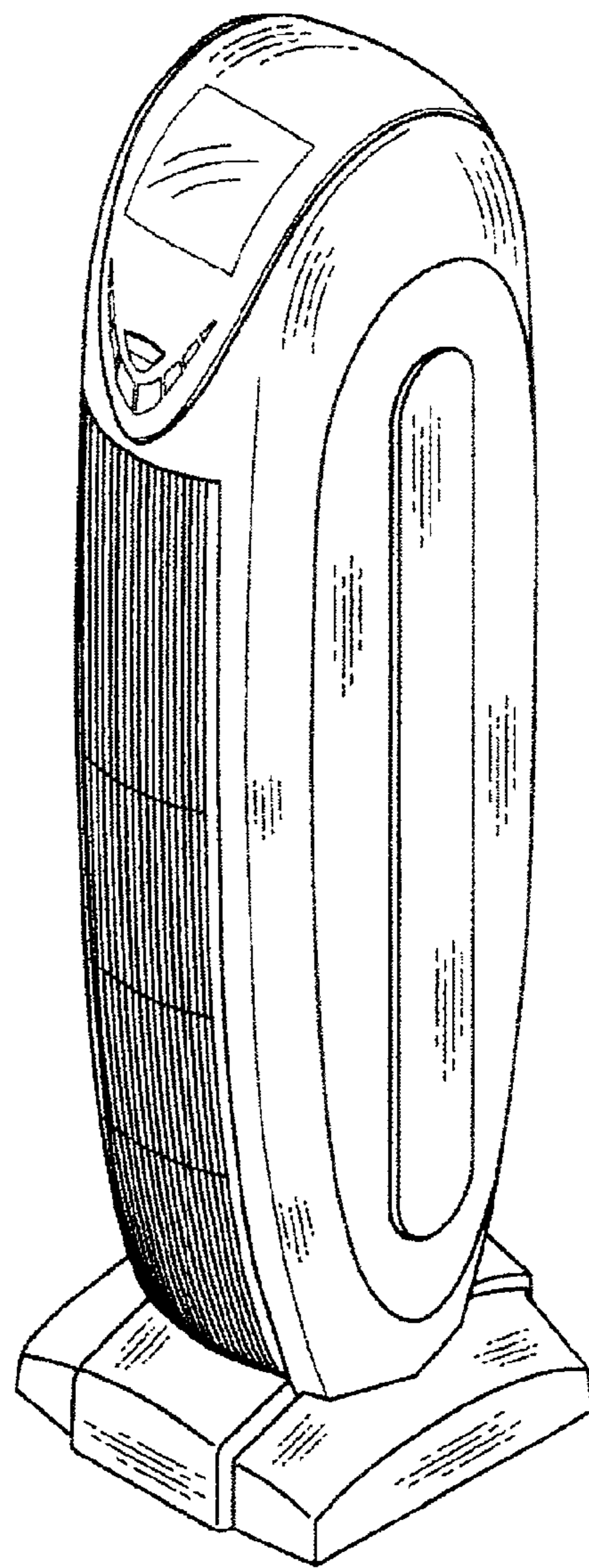


FIG. 6