



US00D521132S

(12) **United States Design Patent**
Blateri

(10) **Patent No.:** **US D521,132 S**

(45) **Date of Patent:** **** May 16, 2006**

(54) **HEATER FAN**

(75) Inventor: **Frank Blateri**, 191 Chaucer Ct.,
Coppell, TX (US) 76019

(73) Assignee: **Frank Blateri**, Coppell, TX (US)

(**) Term: **14 Years**

(21) Appl. No.: **29/201,971**

(22) Filed: **Mar. 24, 2004**

(51) **LOC (8) Cl.** **23-03**

(52) **U.S. Cl.** **D23/335**

(58) **Field of Classification Search** D23/332,
D23/314, 335-338, 340-345, 349-350; 392/360,
392/365-369, 373-376; 312/326; 126/110 B,
126/90 A, 92 A

See application file for complete search history.

- D421,646 S 3/2000 Palma et al.
- D422,073 S 3/2000 Lozzio et al.
- D423,663 S 4/2000 Rossman et al.
- D424,683 S 5/2000 Bellil et al.
- D427,674 S 7/2000 Moreno
- D429,808 S 8/2000 Krauss
- D433,497 S 11/2000 Hotaling et al.
- D440,648 S 4/2001 Lee et al.
- D441,065 S 4/2001 Ediger et al.
- D444,871 S 7/2001 Wilson, Jr.
- D447,552 S 9/2001 Lee et al.
- D448,461 S 9/2001 Toro
- 6,285,829 B1 9/2001 Smith
- D451,594 S 12/2001 Chen et al.
- D451,595 S 12/2001 Chen et al.
- D454,392 S 3/2002 Shapiro
- D456,066 S 4/2002 Ching
- D459,454 S 6/2002 Shapiro
- D460,816 S 7/2002 Mavridis et al.
- D466,599 S 12/2002 Bragg et al.
- D468,818 S 1/2003 Chuang et al.
- D495,795 S * 9/2004 Kaiser et al. D23/335

(56) **References Cited**

U.S. PATENT DOCUMENTS

- D151,015 S 9/1948 Stiles
- 4,703,152 A 10/1987 Shih-Chin
- D309,182 S 7/1990 Hsu
- D318,723 S * 7/1991 Chiu D23/337
- D323,708 S 2/1992 Wang
- D329,089 S 9/1992 Coup et al.
- D343,676 S 1/1994 Lim
- D344,527 S 2/1994 Drago et al.
- D349,570 S 8/1994 Radtke, Jr.
- D359,344 S 6/1995 De'Longhi
- D395,080 S 6/1998 Jane et al.
- D395,490 S 6/1998 Jane' et al.
- D396,527 S 7/1998 Boyle et al.
- D398,983 S 9/1998 Keller et al.
- D402,742 S 12/1998 Chen
- D405,520 S 2/1999 Birdsell
- D408,903 S * 4/1999 Boyle et al. D23/335
- D408,907 S 4/1999 Moreno
- D421,114 S 2/2000 Lozzio et al.

FOREIGN PATENT DOCUMENTS

NL 2039684 11/1994

* cited by examiner

Primary Examiner—Brian N Vinson
(74) *Attorney, Agent, or Firm*—Haynes and Boone, LLP

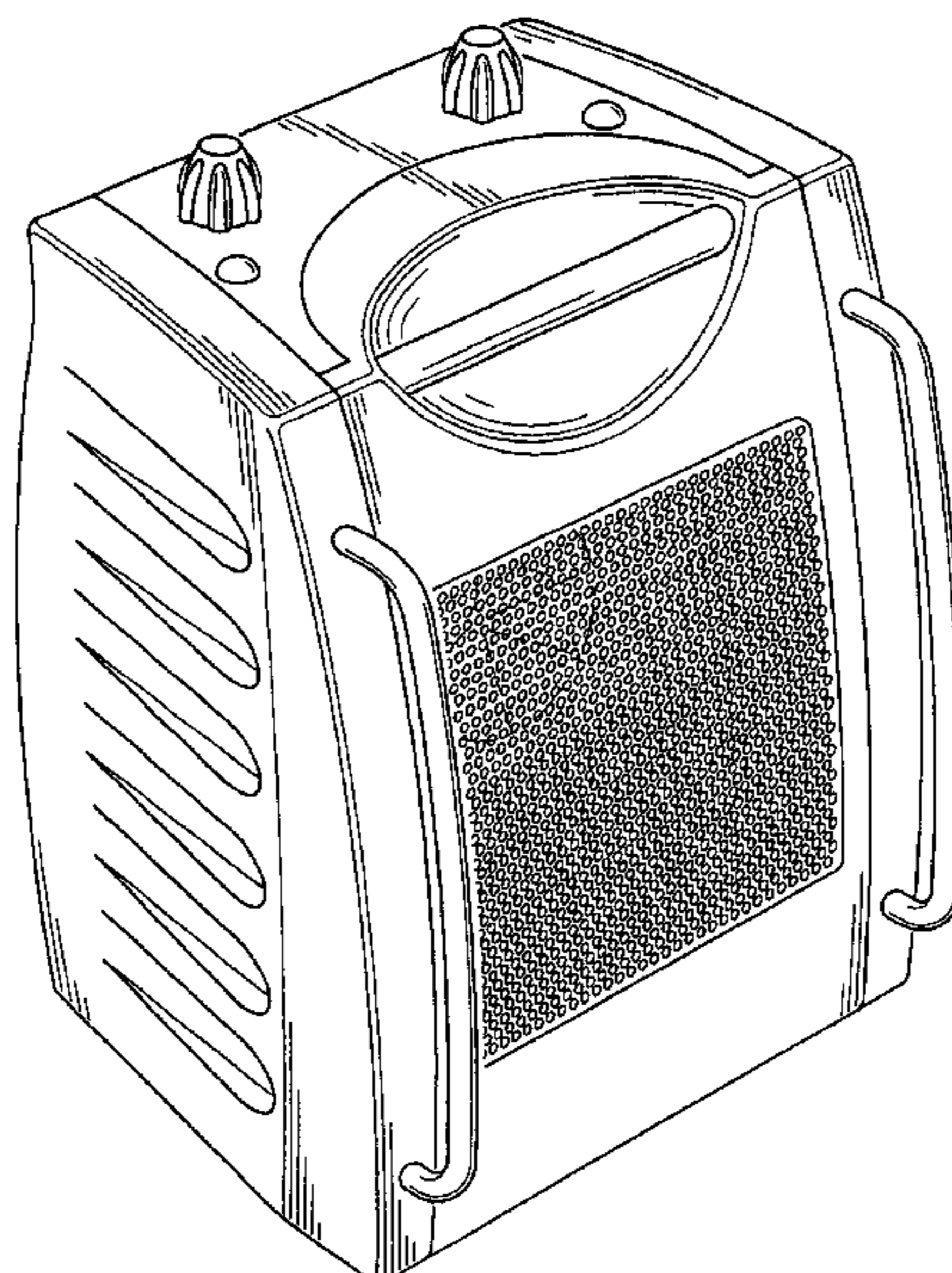
(57) **CLAIM**

The ornamental design for a heater fan, as shown and described.

DESCRIPTION

FIG. 1 is a top, front, and left side perspective view of a heater fan showing my new design;
FIG. 2 is a top, front, and right side perspective view thereof;
and,
FIG. 3 is a top and front perspective view thereof.

1 Claim, 3 Drawing Sheets



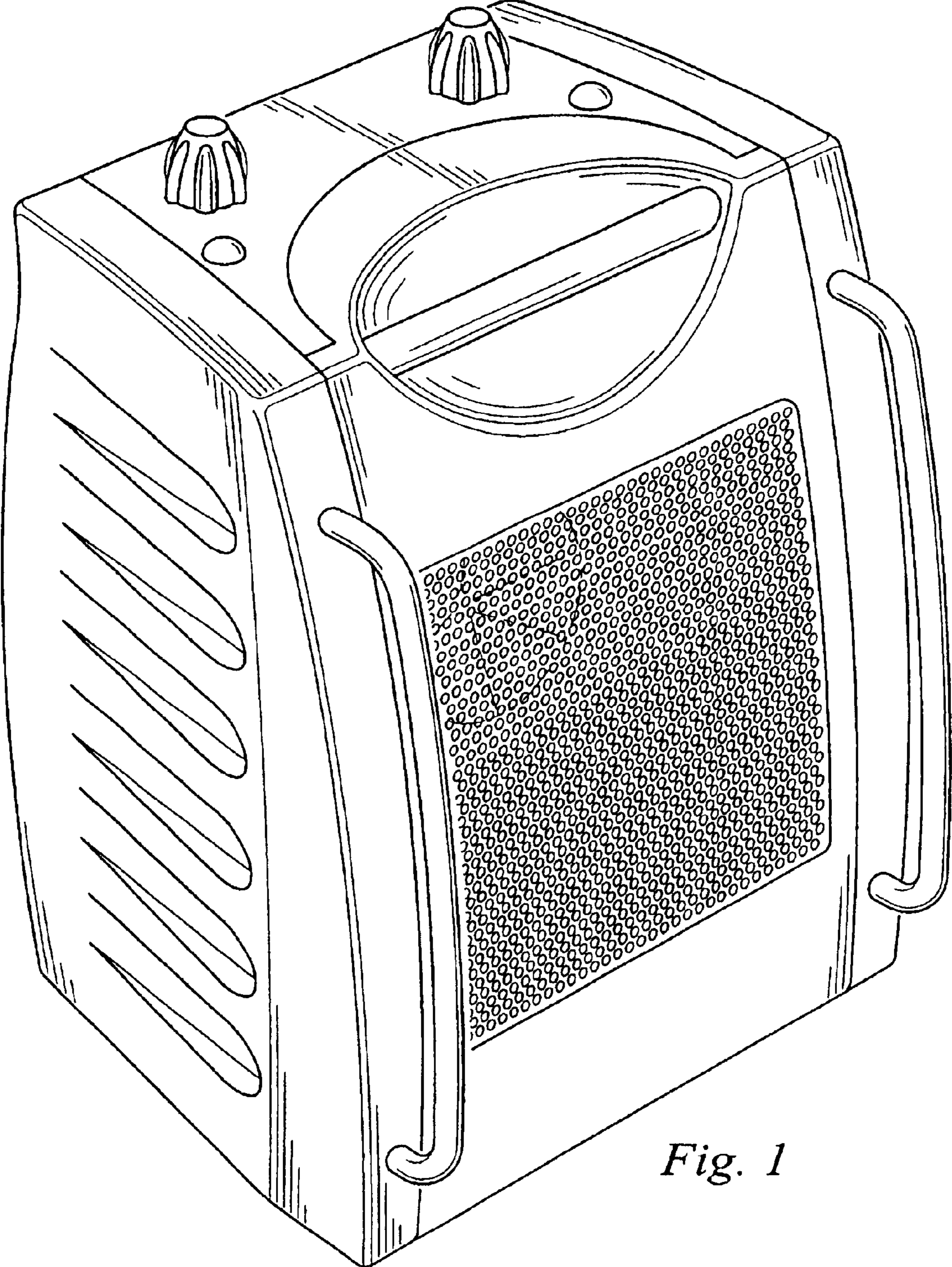


Fig. 1

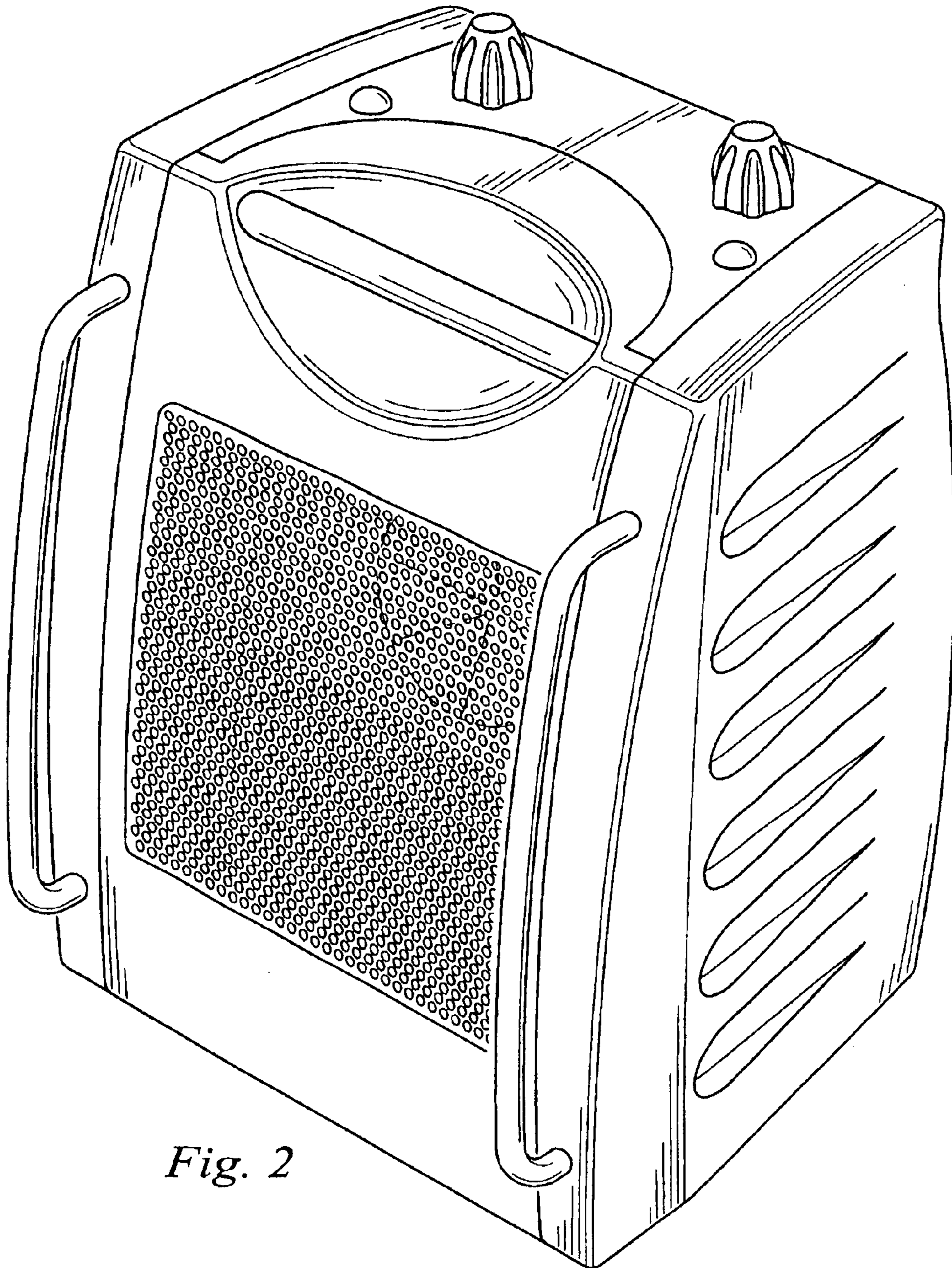


Fig. 2




Fig. 3

UNITED STATES PATENT AND TRADEMARK OFFICE
CERTIFICATE OF CORRECTION

PATENT NO. : Des. 521,132 S
APPLICATION NO. : 29/201971
DATED : May 16, 2006
INVENTOR(S) : Frank Blateri

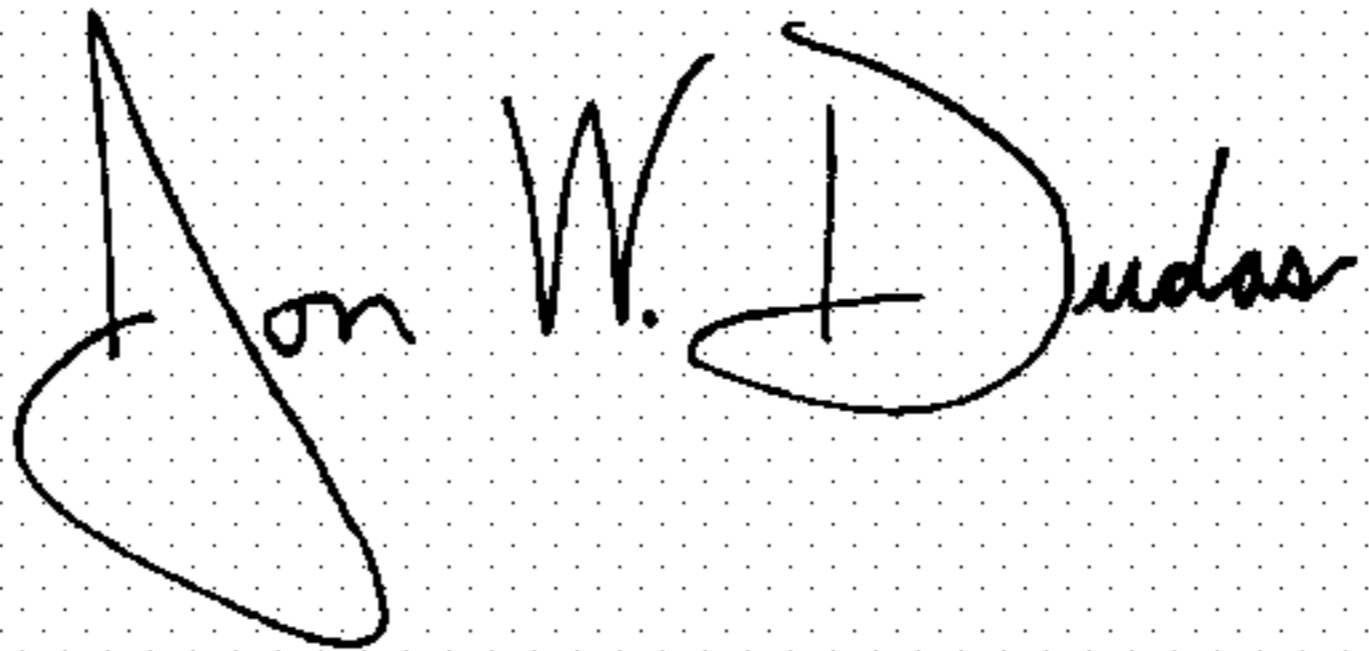
Page 1 of 5

It is certified that error appears in the above-identified patent and that said Letters Patent is hereby corrected as shown below:

Substitute the drawing figures, including the figure on the title page, with those as shown in the attached.

Signed and Sealed this

Fourth Day of September, 2007

A handwritten signature in black ink on a light gray dotted background. The signature reads "Jon W. Dudas" in a cursive style.

JON W. DUDAS

Director of the United States Patent and Trademark Office

(12) **United States Design Patent** (10) Patent No.: **US D521,132 S**
Blateri (45) Date of Patent: **** May 16, 2006**

(54) **HEATER FAN**

(75) Inventor: **Frank Blateri, 191 Chaucer Ct., Coppell, TX (US) 76019**

(73) Assignee: **Frank Blateri, Coppell, TX (US)**

(**) Term: **14 Years**

(21) Appl. No.: **29/201,971**

(22) Filed: **Mar. 24, 2004**

(51) LOC (#) Cl. **23-03**

(52) U.S. Cl. **D23/335**

(58) Field of Classification Search **D23/332, D23/314, 335-338, 340-345, 349-350; 392/360, 392/365-369, 373-376; 312/326; 126/110 B, 126/90 A, 92 A**

See application file for complete search history.

D421,646 S	3/2000	Palma et al.
D422,073 S	3/2000	Lozzio et al.
D423,663 S	4/2000	Rossman et al.
D424,683 S	5/2000	Belli et al.
D427,674 S	7/2000	Moreno
D429,808 S	8/2000	Krauss
D433,497 S	11/2000	Hotaling et al.
D440,648 S	4/2001	Lee et al.
D441,065 S	4/2001	Ediger et al.
D444,871 S	7/2001	Watson, Jr.
D447,552 S	9/2001	Lee et al.
D448,461 S	9/2001	Toro
6,285,329 B1	9/2001	Smith
D451,594 S	12/2001	Chen et al.
D451,595 S	12/2001	Chen et al.
D454,392 S	3/2002	Shapiro
D456,066 S	4/2002	Ching
D459,454 S	6/2002	Shapiro
D460,816 S	7/2002	Mavridis et al.
D466,599 S	12/2002	Bragg et al.
D468,318 S	1/2003	Chuang et al.
D495,795 S	* 9/2004	Kaiser et al. D23/335

(56) **References Cited**

U.S. PATENT DOCUMENTS

D151,015 S	9/1948	Stiles
4,703,152 A	10/1987	Shih-Chia
D309,182 S	7/1990	Hsu
D318,723 S	* 7/1991	Chiu D23/337
D323,708 S	2/1992	Wang
D329,089 S	9/1992	Camp et al.
D343,676 S	1/1994	Lim
D344,527 S	2/1994	Drago et al.
D349,570 S	8/1994	Radtke, Jr.
D359,344 S	6/1995	De'Longhi
D395,080 S	6/1998	Jane et al.
D395,490 S	6/1998	Jane et al.
D396,527 S	7/1998	Boyle et al.
D398,983 S	9/1998	Keller et al.
D402,742 S	12/1998	Chen
D405,520 S	2/1999	Birdsell
D408,903 S	* 4/1999	Boyle et al. D23/335
D408,907 S	4/1999	Moreno
D421,114 S	2/2000	Lozzio et al.

FOREIGN PATENT DOCUMENTS

NL 2039684 11/1994

* cited by examiner

Primary Examiner—Brian N Vinson
 (74) Attorney, Agent, or Firm—Haynes and Boone, LLP


(57) **CLAIM**

The ornamental design for a heater fan, as shown and described.

DESCRIPTION

FIG. 1 is a top, front, and left side perspective view of a heater fan showing my new design;
 FIG. 2 is a top, front, and right side perspective view thereof;
 and,
 FIG. 3 is a top and front perspective view thereof.

1 Claim, 3 Drawing Sheets



U.S. Patent

May. 16, 2006

Sheet 1 of 3

D521,132 S

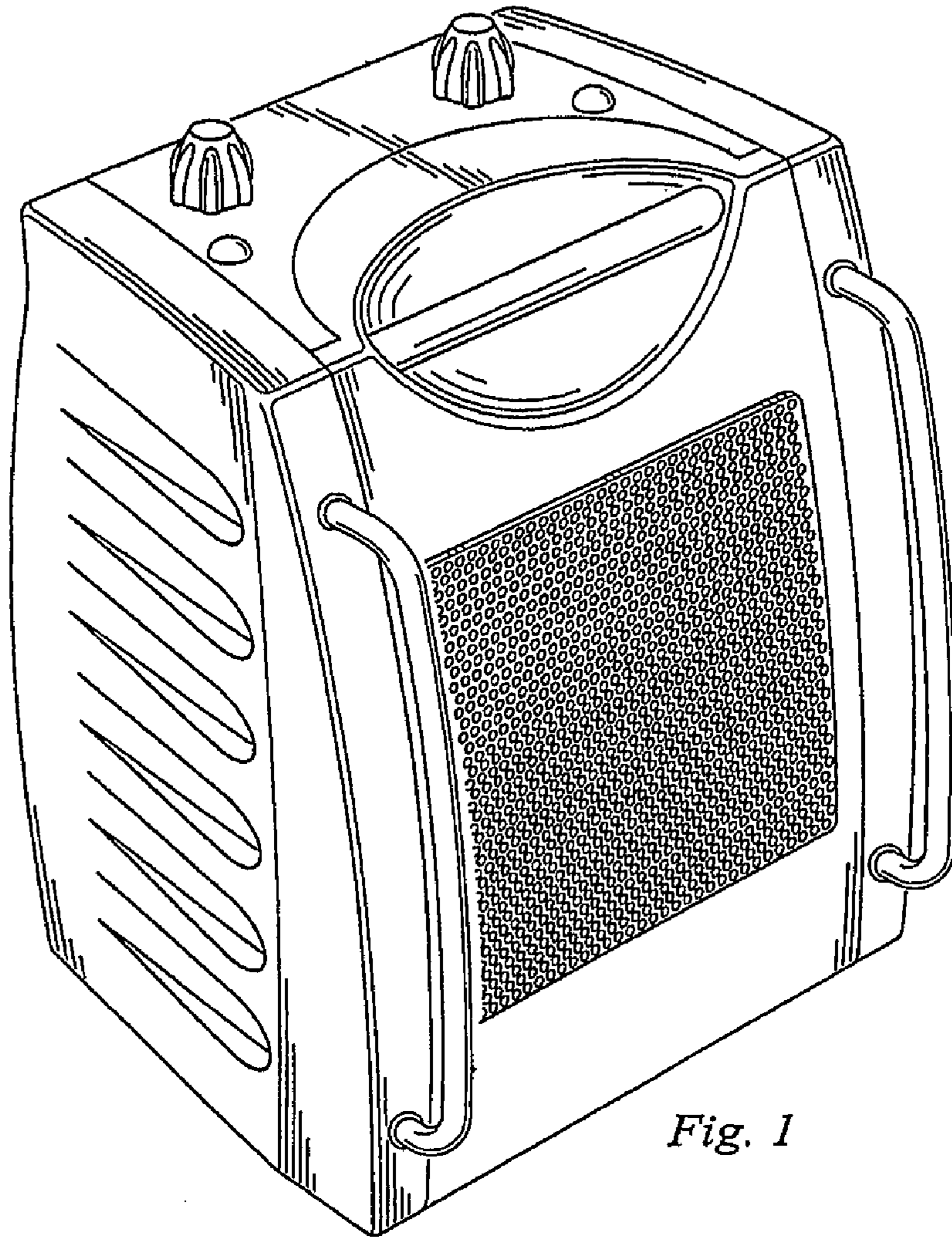


Fig. 1

U.S. Patent

May. 16, 2006

Sheet 2 of 3

D521,132 S

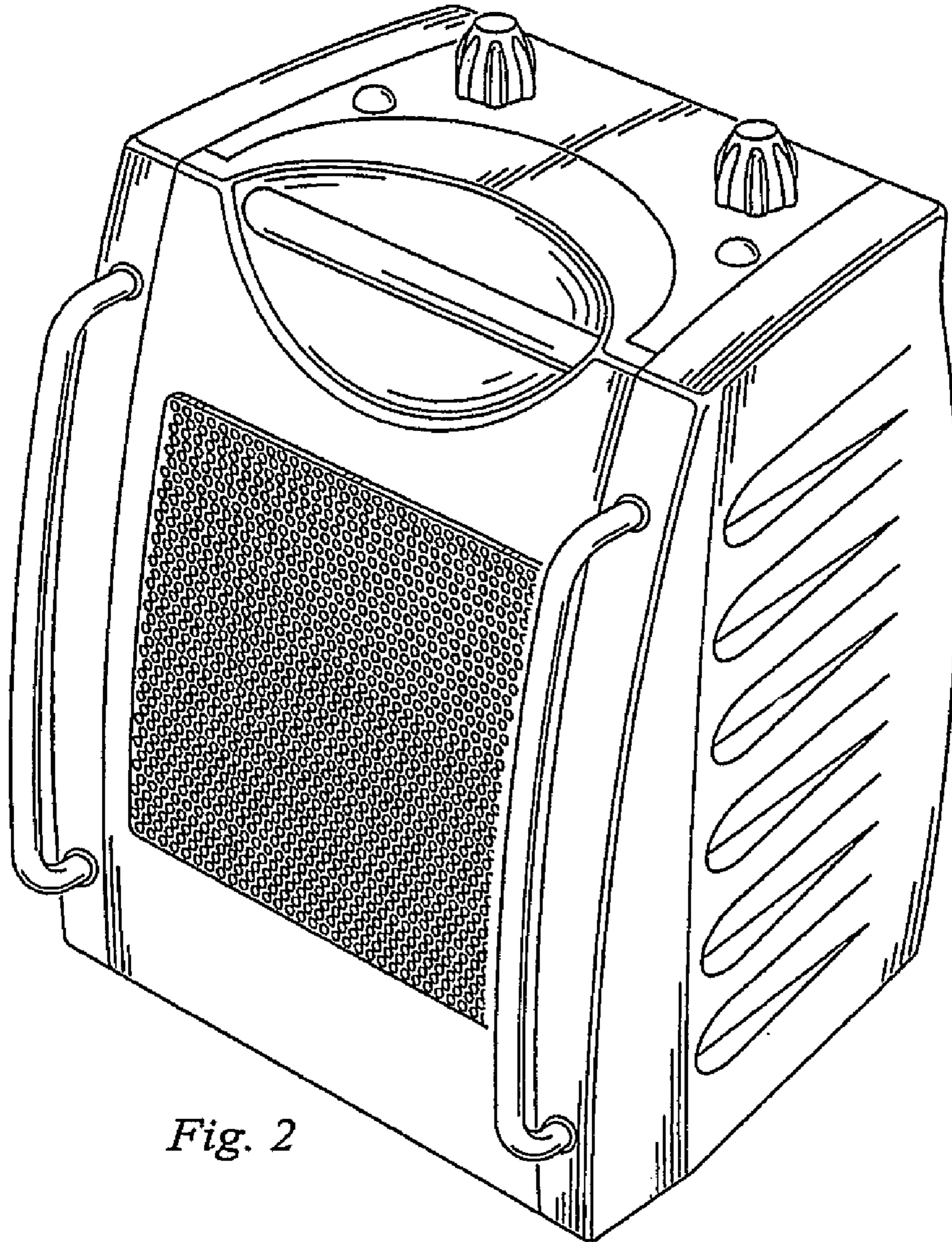


Fig. 2

U.S. Patent

May. 16, 2006

Sheet 3 of 3

D521,132 S

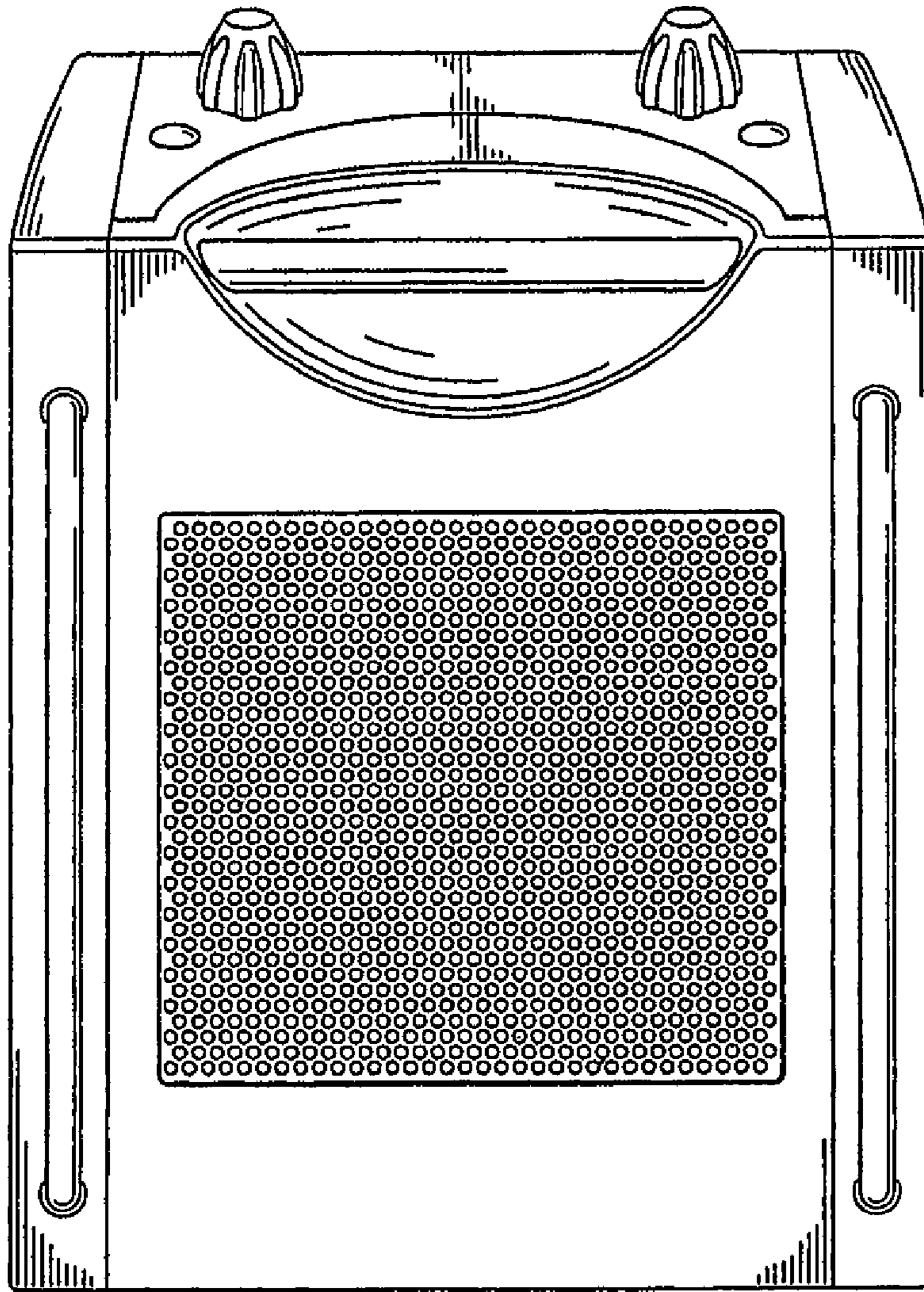


Fig. 3