

US00D521124S

(12) **United States Design Patent**
Fritz

(10) **Patent No.:** **US D521,124 S**

(45) **Date of Patent:** **** May 16, 2006**

(54) **FAUCET SPOUT**

(75) **Inventor:** **Seth A. Fritz**, Kendallville, IN (US)

(73) **Assignee:** **Masco Corporation of Indiana**,
Indianapolis, IN (US)

(**) **Term:** **14 Years**

(21) **Appl. No.:** **29/220,034**

(22) **Filed:** **Dec. 23, 2004**

(51) **LOC (8) Cl.** **23-01**

(52) **U.S. Cl.** **D23/255**

(58) **Field of Classification Search** D23/238-257;
4/675-678; 137/801

See application file for complete search history.

(56) **References Cited**

U.S. PATENT DOCUMENTS

D248,564 S	*	7/1978	Doman	D23/257
D291,241 S	*	8/1987	Rademacher	D23/257
D312,681 S	*	12/1990	Kohler et al.	D23/255
D320,259 S	*	9/1991	Delepine	D23/238
D408,505 S	*	4/1999	Garcia	D23/255
D422,684 S	*	4/2000	Gottwald	D23/255
D423,649 S	*	4/2000	Lobermeier	D23/252
D443,679 S	*	6/2001	Lord	D23/252

D474,957 S	*	5/2003	Singtoroj et al.	D8/301
D475,764 S	*	6/2003	Singtoroj	D23/241
D478,375 S	*	8/2003	Hundley	D23/255
D484,574 S	*	12/2003	Spangler	D23/252

* cited by examiner

Primary Examiner—Louis S. Zarfes

Assistant Examiner—Gregory Andoll

(74) *Attorney, Agent, or Firm*—Kwadjo Adusei-Poku;
Lloyd D. Doigan

(57) **CLAIM**

The ornamental design for a faucet spout, as shown and described.

DESCRIPTION

FIG. 1 is a front perspective view of a faucet spout showing my design;

FIG. 2 is a right side elevational view thereof, the left side elevational view being a mirror image thereof;

FIG. 3 is a front elevational view thereof;

FIG. 4 is a rear elevational view thereof;

FIG. 5 is a top plan view thereof; and,

FIG. 6 is a rear perspective view thereof.

The broken lines in the Figures are for illustrative purposes only and form no part of the claimed design.

1 Claim, 6 Drawing Sheets






FIG. 1




FIG. 2

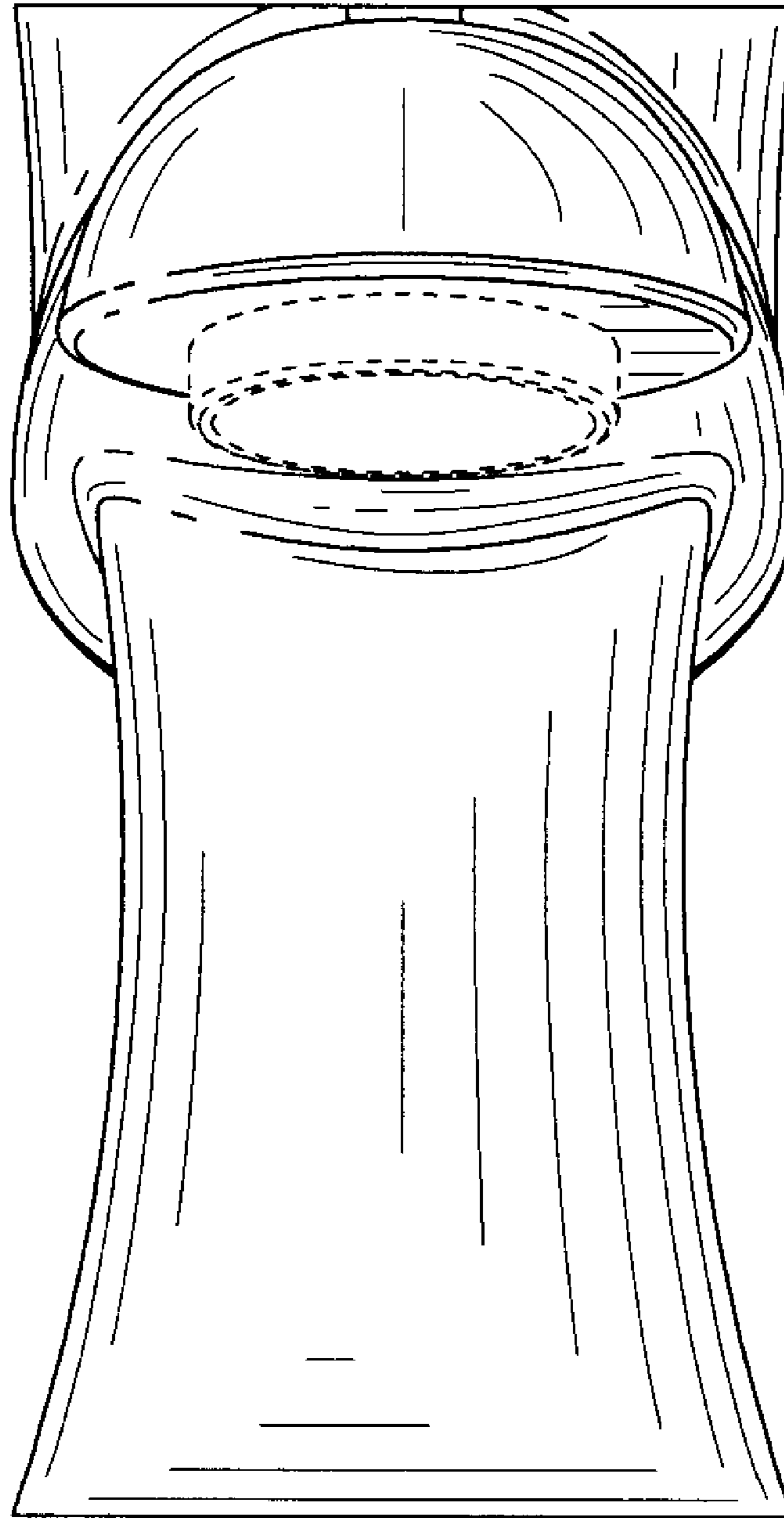


FIG. 3

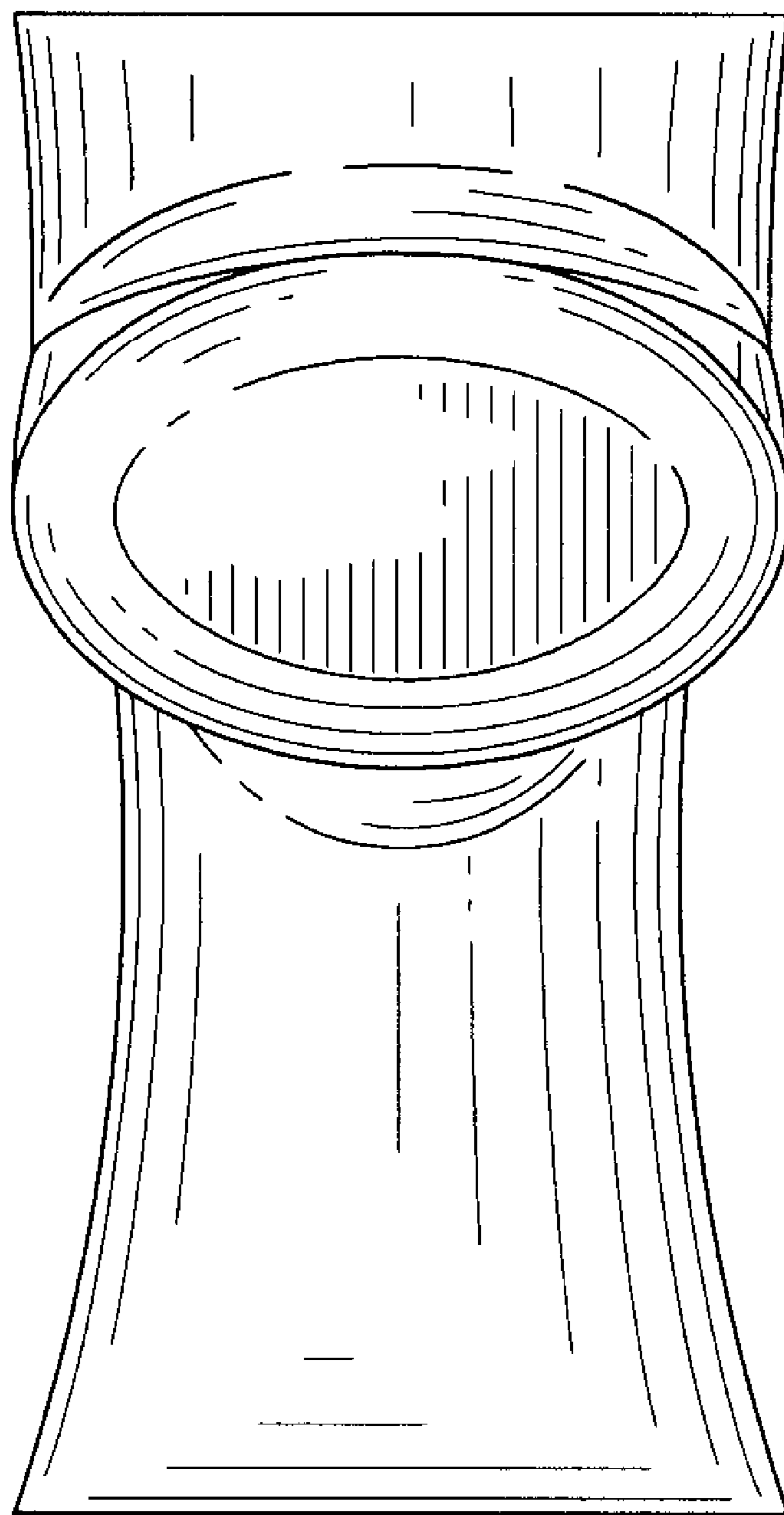


FIG. 4




FIG. 5

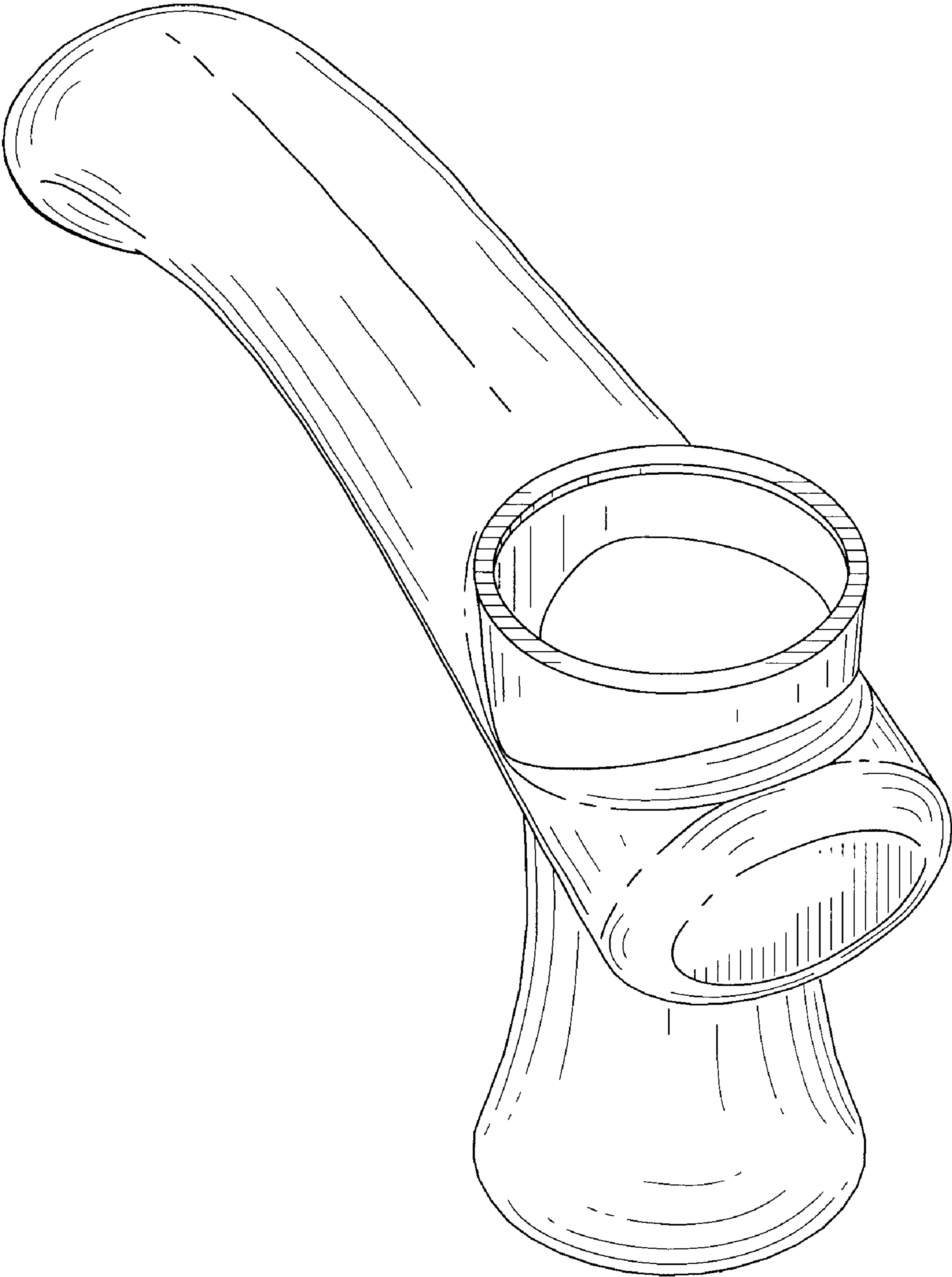


FIG. 6