



US00D521106S

(12) **United States Design Patent**  
**Harbaugh**

(10) **Patent No.:** **US D521,106 S**

(45) **Date of Patent:** **\*\* May 16, 2006**

(54) **FOUNTAIN**

(76) Inventor: **Kenneth A. Harbaugh**, 9886  
Riverwood Ct., Douglasville, GA (US)  
30135

(\*\*) Term: **14 Years**

(21) Appl. No.: **29/222,389**

(22) Filed: **Jan. 28, 2005**

(51) **LOC (8) Cl.** ..... **23-01**

(52) **U.S. Cl.** ..... **D23/201**

(58) **Field of Classification Search** ..... D23/201;  
239/17, 18, 19, 20, 21; D30/123  
See application file for complete search history.

(56) **References Cited**

**U.S. PATENT DOCUMENTS**

D15,637 S \* 12/1884 Moore ..... D23/201  
D182,725 S \* 5/1958 Kaufman ..... D23/201  
D221,337 S \* 8/1971 Price ..... D23/201

D262,568 S \* 1/1982 Craig ..... D23/201  
D301,776 S \* 6/1989 Ochs ..... D30/123  
D461,869 S \* 8/2002 Lin ..... D23/201  
6,640,747 B1 \* 11/2003 Reusche ..... 119/69.5

\* cited by examiner

*Primary Examiner*—Robin Webster

(74) *Attorney, Agent, or Firm*—Kilpatrick Stockton, LLP

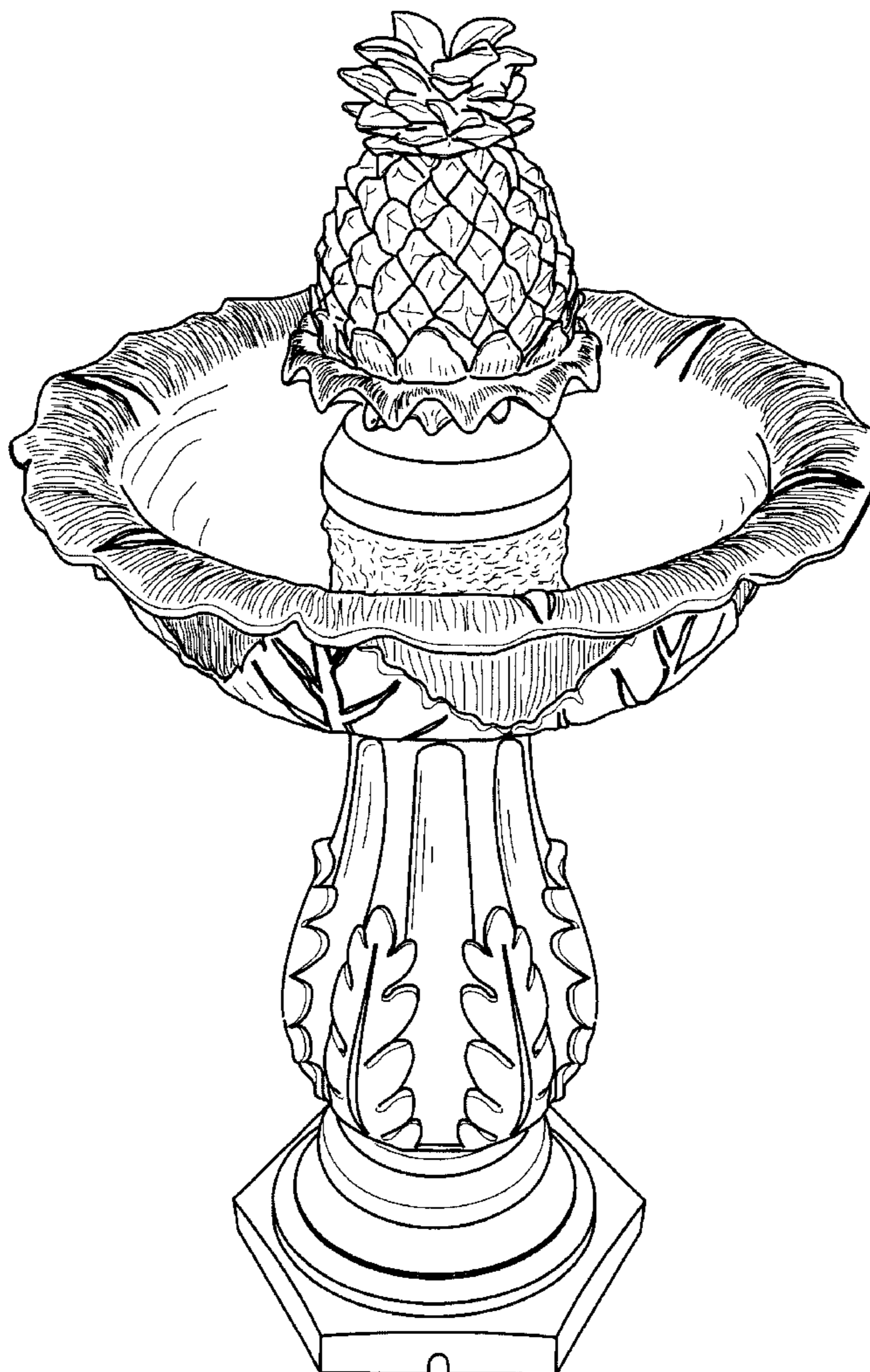
(57) **CLAIM**

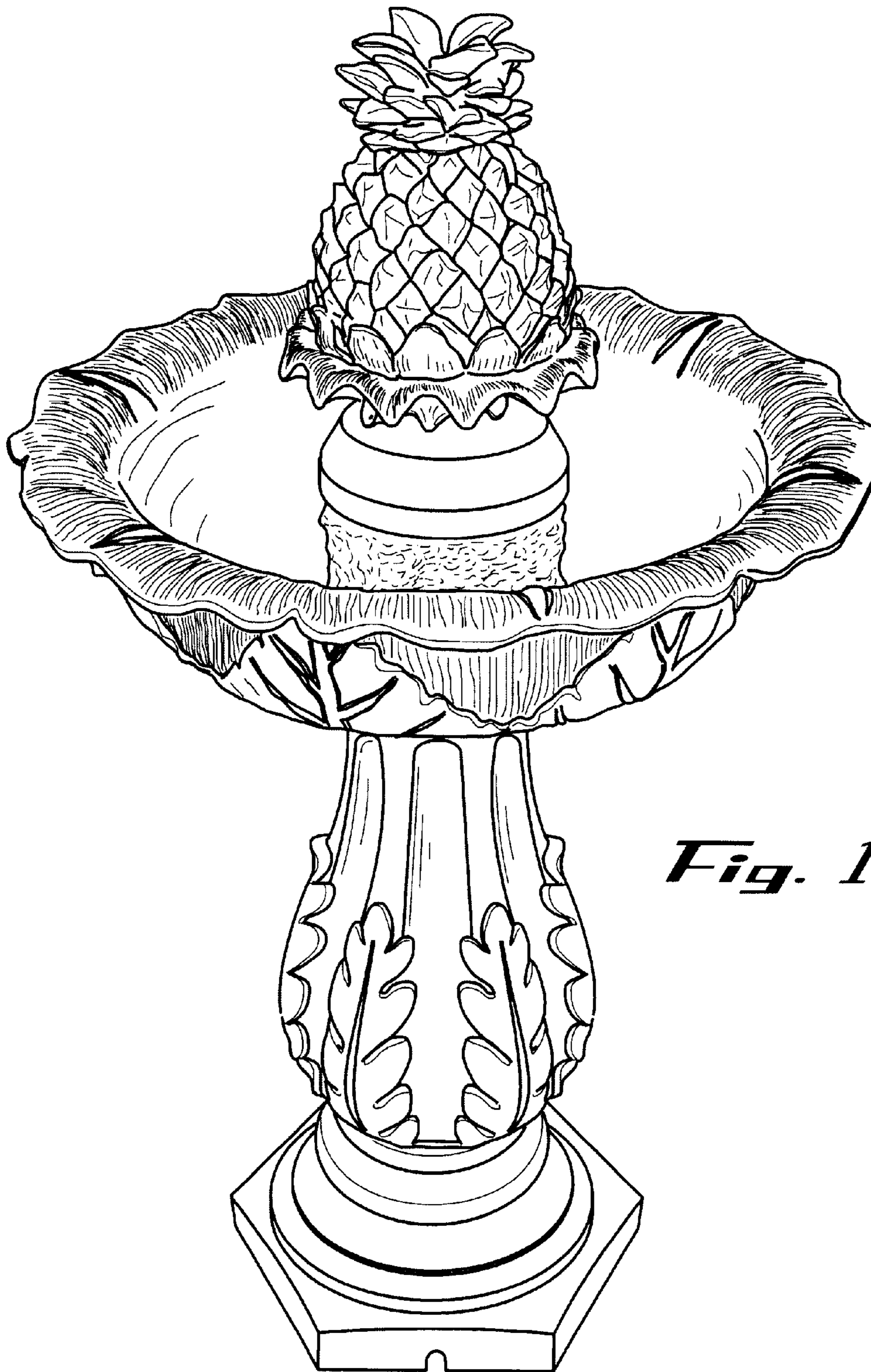
The ornamental design for a fountain, substantially as shown and described.

**DESCRIPTION**


FIG. 1 is a perspective view showing the fountain;  
FIG. 2 is a front view thereof;  
FIG. 3 is a side view thereof, the opposite side view being the same;  
FIG. 4 is a rear view thereof;  
FIG. 5 is a top view thereof; and,  
FIG. 6 is a bottom view thereof.

**1 Claim, 6 Drawing Sheets**







*Fig. 1*



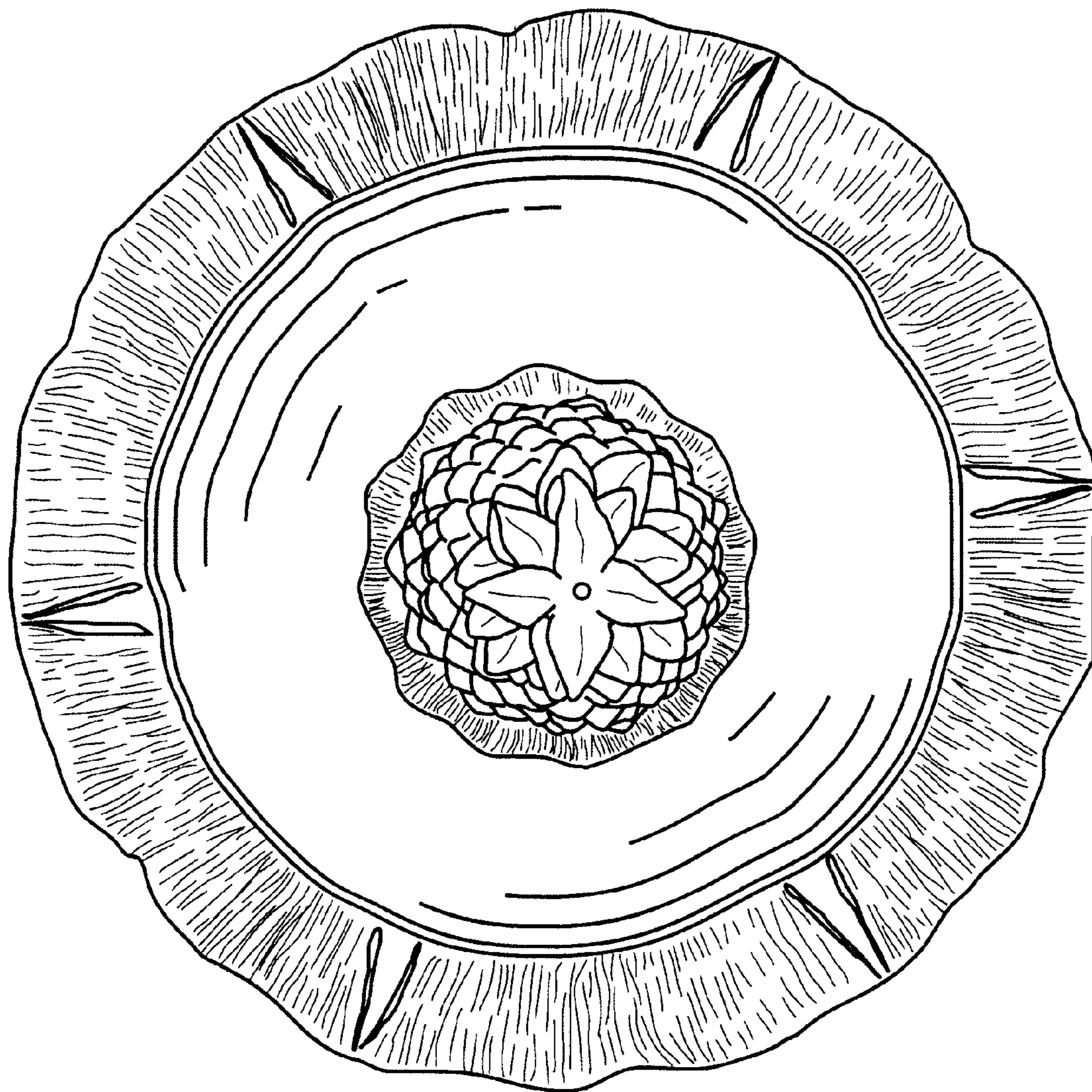
*Fig. 2*




*Fig. 3*



*Fig. 4*



*Fig. 5*



*Fig. 6*