



US00D521095S

(12) **United States Design Patent**
Nagai et al.

(10) **Patent No.:** **US D521,095 S**

(45) **Date of Patent:** **** May 16, 2006**

(54) **BACK DESIGN FOR A GOLF CLUB IRON HEAD**

D362,887 S * 10/1995 Blough et al. D21/747
D368,753 S * 4/1996 Blough et al. D21/750
D370,514 S * 6/1996 Blough et al. D21/750

(75) Inventors: **Masao Nagai**, Suwanee, GA (US);
Harry Taylor, Old Hickory, TN (US);
David Llewellyn, Duluth, GA (US)

* cited by examiner

Primary Examiner—Mitchell Siegel

(73) Assignee: **Mizuno Corporation**, Osaka (JP)

(74) *Attorney, Agent, or Firm*—Troutman Sanders LLP;
Gerald R. Boss

(**) Term: **14 Years**

(57) **CLAIM**

(21) Appl. No.: **29/224,499**

The ornamental design for the back design for a golf club iron head, as shown and described.

(22) Filed: **Mar. 1, 2005**

DESCRIPTION

(51) **LOC (8) Cl.** **21-02**

(52) **U.S. Cl.** **D21/759**

(58) **Field of Classification Search** D21/747–751,
D21/759; 473/324–331, 350
See application file for complete search history.

FIG. 1 is a perspective view of our new design for the back design for a golf club iron head, the broken line showing is for illustrative purposes only and forms no part of the claimed design.

FIG. 2 is an elevation of FIG. 1;

FIG. 3 is a planar cross-section of the design of FIG. 1, taken along the 3—3 line in FIG. 2;

FIG. 4 is a planar cross-section of the design of FIG. 1, taken along the 4—4 line of FIG. 2;

FIG. 5 is a planar cross-section of the design of FIG. 1, taken along the 5—5 line of FIG. 2; and,

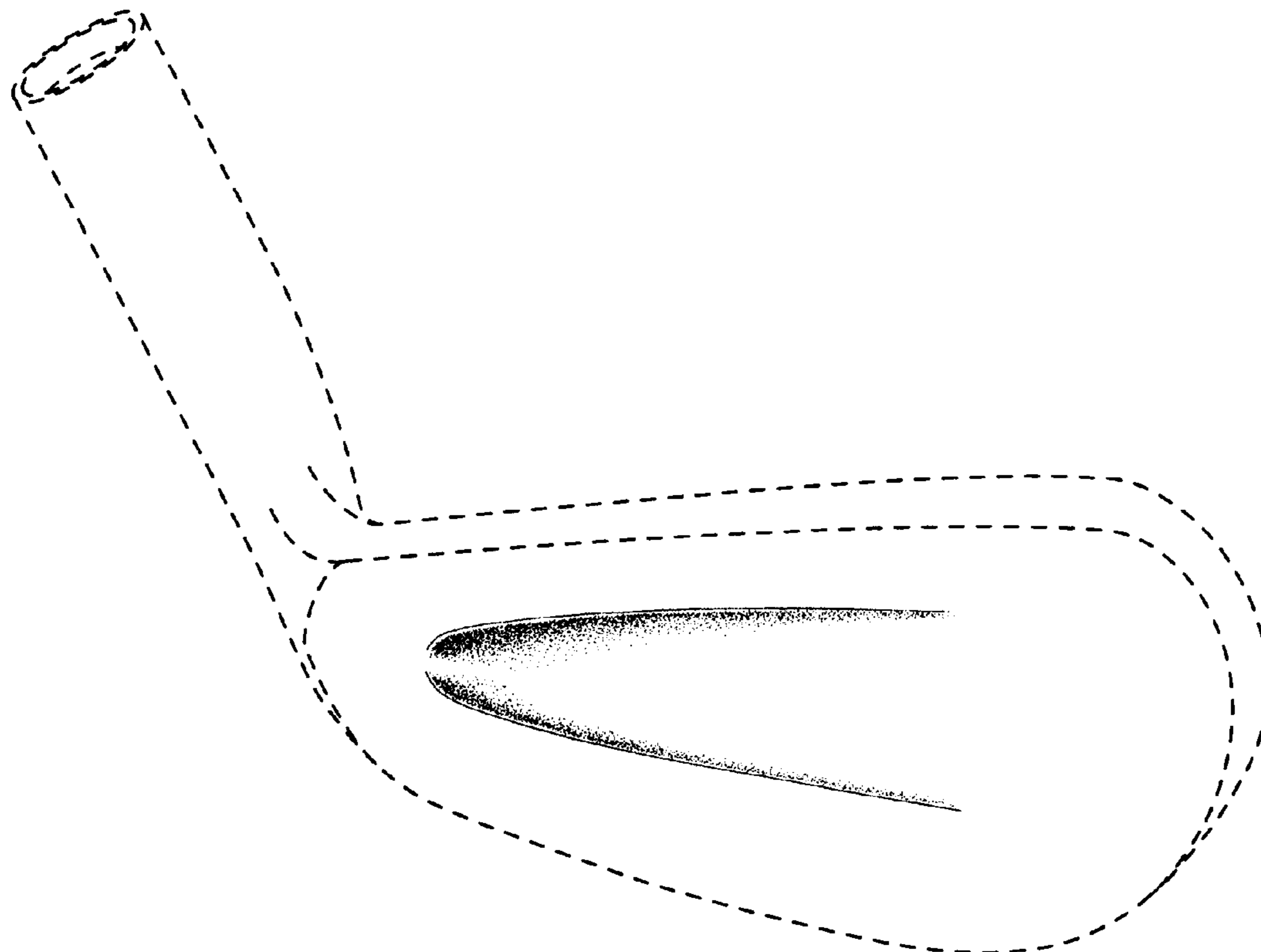
FIG. 6 is a planar cross-section of the design of FIG. 1, taken along the 6—6 line of FIG. 2.

(56) **References Cited**

U.S. PATENT DOCUMENTS

D137,813 S	*	5/1944	Newsome	D21/747
D137,814 S	*	5/1944	Newsome	D21/747
D137,815 S	*	5/1944	Newsome	D21/747
D141,307 S	*	5/1945	Newsome	D21/747
D319,089 S	*	8/1991	Mendralla	D21/750
D329,481 S	*	9/1992	Hunt	D21/750
D362,884 S	*	10/1995	Blough et al.	D21/750
D362,885 S	*	10/1995	Blough et al.	D21/747

1 Claim, 2 Drawing Sheets



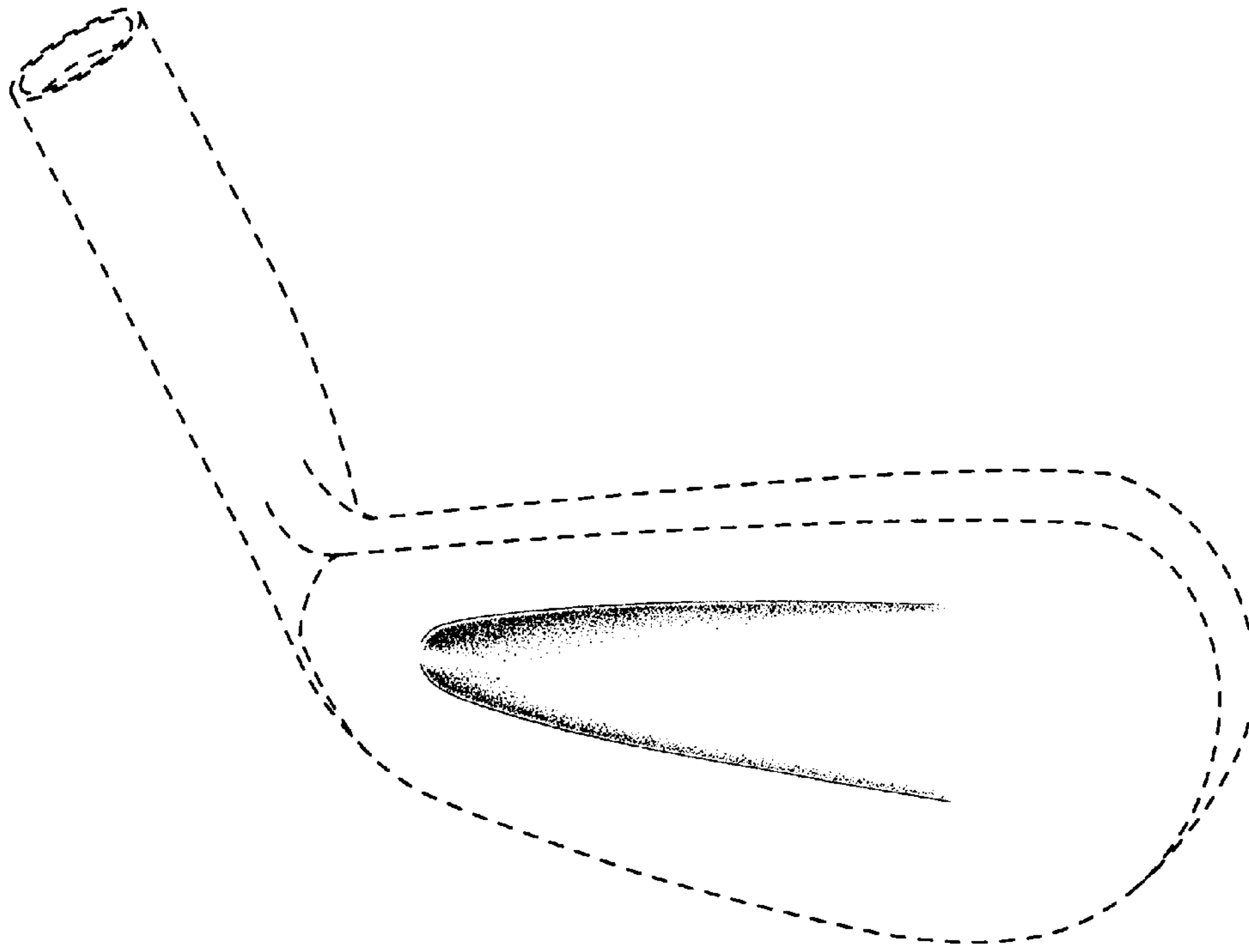


FIG 1

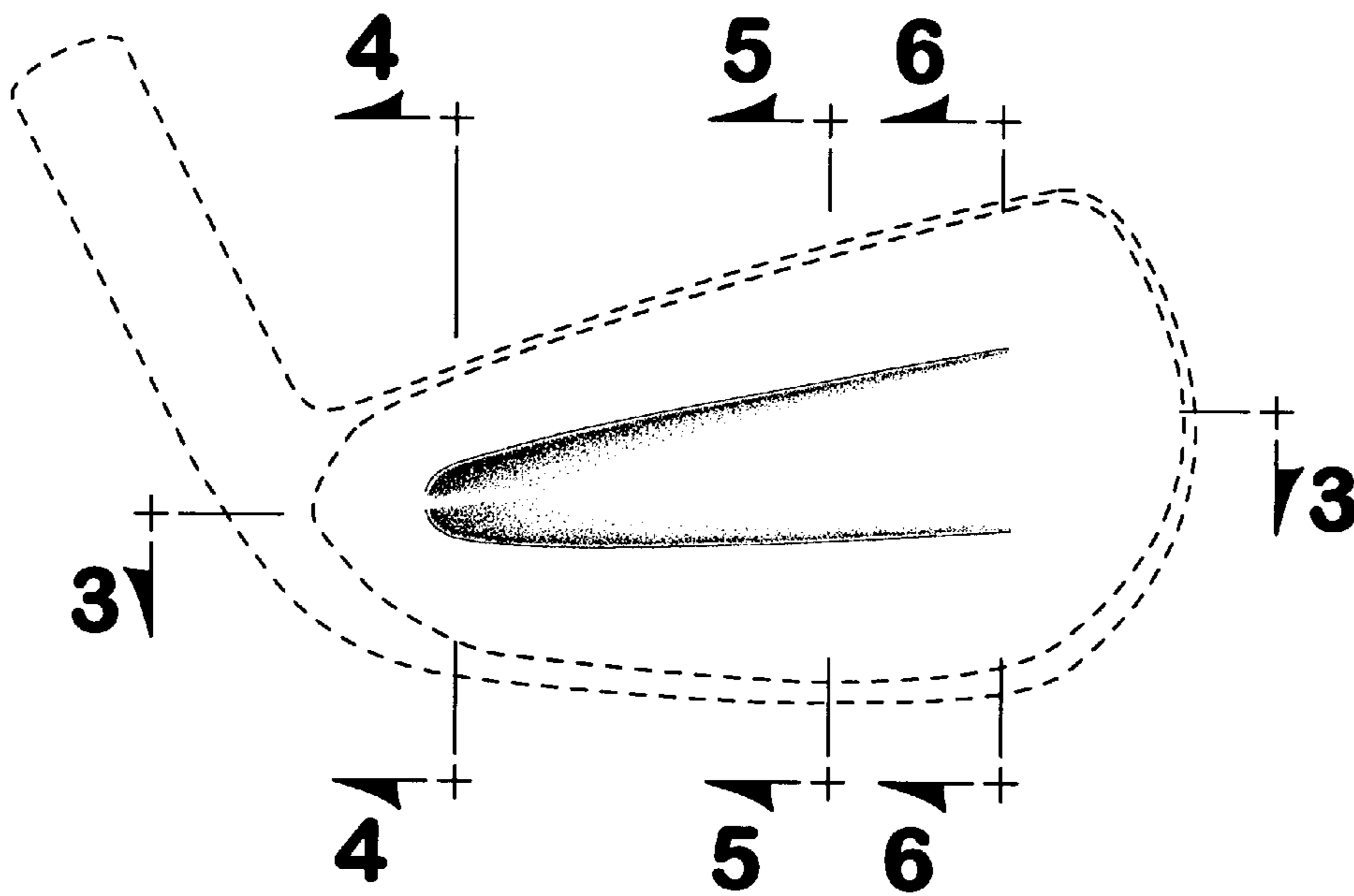


FIG 2

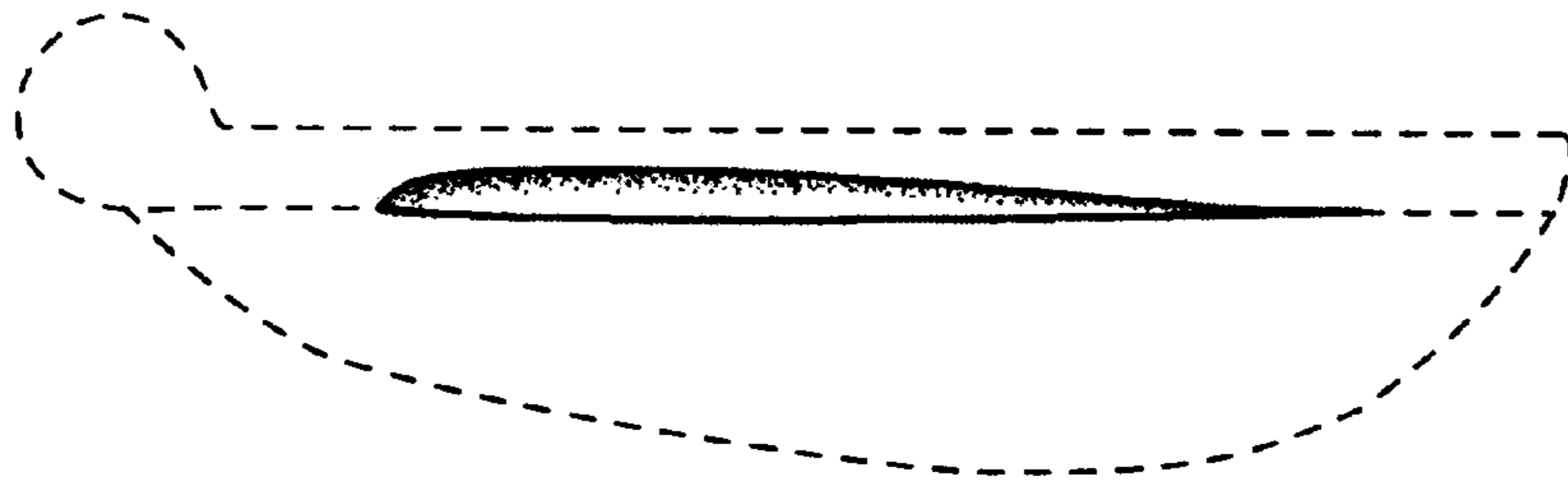


FIG 3




FIG 4




FIG 5

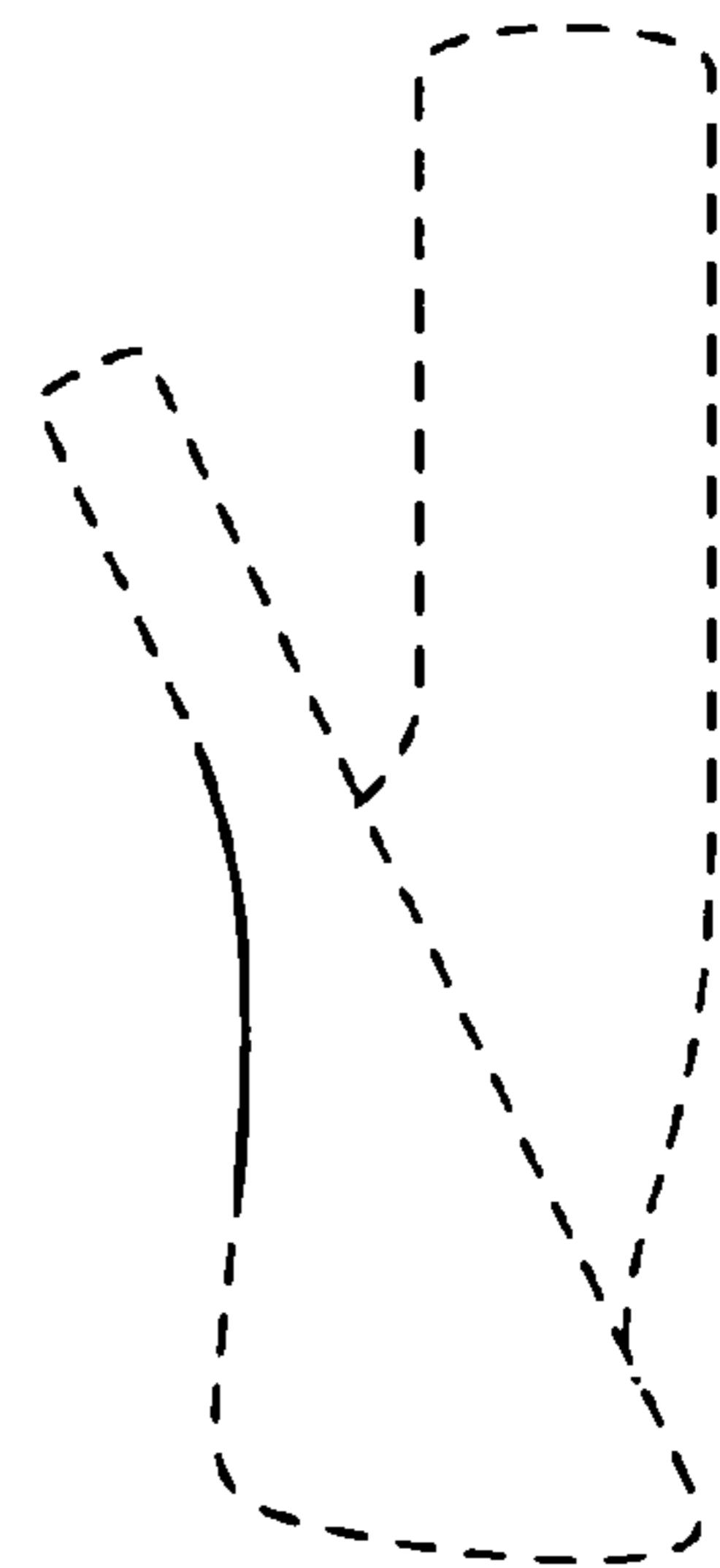


FIG 6