

US00D521087S

(12) **United States Design Patent**
Francis

(10) **Patent No.:** **US D521,087 S**

(45) **Date of Patent:** **** May 16, 2006**

(54) **RESISTANCE PACK FOR EXERCISE MACHINES**

5,209,461 A 5/1993 Whightsil, Sr.
6,066,077 A * 5/2000 Horst 482/114
6,126,580 A 10/2000 Francis et al.
6,440,044 B1 8/2002 Francis et al.

(75) Inventor: **Paul S. Francis**, Kansas City, MO (US)

* cited by examiner

(73) Assignee: **SpiraFlex, Inc.**, Kansas City, MO (US)

Primary Examiner—Philip S. Hyder

Assistant Examiner—RoseLynne Ulm

(**) Term: **14 Years**

(74) *Attorney, Agent, or Firm*—Blackwell Sanders Peper Martin LLP

(21) Appl. No.: **29/213,513**

(22) Filed: **Sep. 17, 2004**

(57) **CLAIM**

(51) **LOC (8) Cl.** **21-02**

The ornamental design for a resistance pack for exercise machines, as shown and described.

(52) **U.S. Cl.** **D21/694**

(58) **Field of Classification Search** D21/694;
482/94, 114, 116, 118, 137

DESCRIPTION

See application file for complete search history.


FIG. 1 is a perspective view of a resistance pack for exercise machines showing my new design;
FIG. 2 is a front elevational view thereof;
FIG. 3 is a rear elevational view thereof;
FIG. 4 is a side elevational view thereof taken from the left side of FIG. 3; and,
FIG. 5 is a side elevational view thereof taken from the right side of FIG. 3.

(56) **References Cited**

U.S. PATENT DOCUMENTS

481,730	A	*	8/1892	Miller	482/127
518,967	A	*	5/1894	Poole	482/116
885,074	A	*	4/1908	Nidever	482/127
4,010,948	A	*	3/1977	Deluty	482/120
4,114,875	A	*	9/1978	Deluty	482/120
4,944,511	A		7/1990	Francis		

1 Claim, 2 Drawing Sheets






FIG. 1.

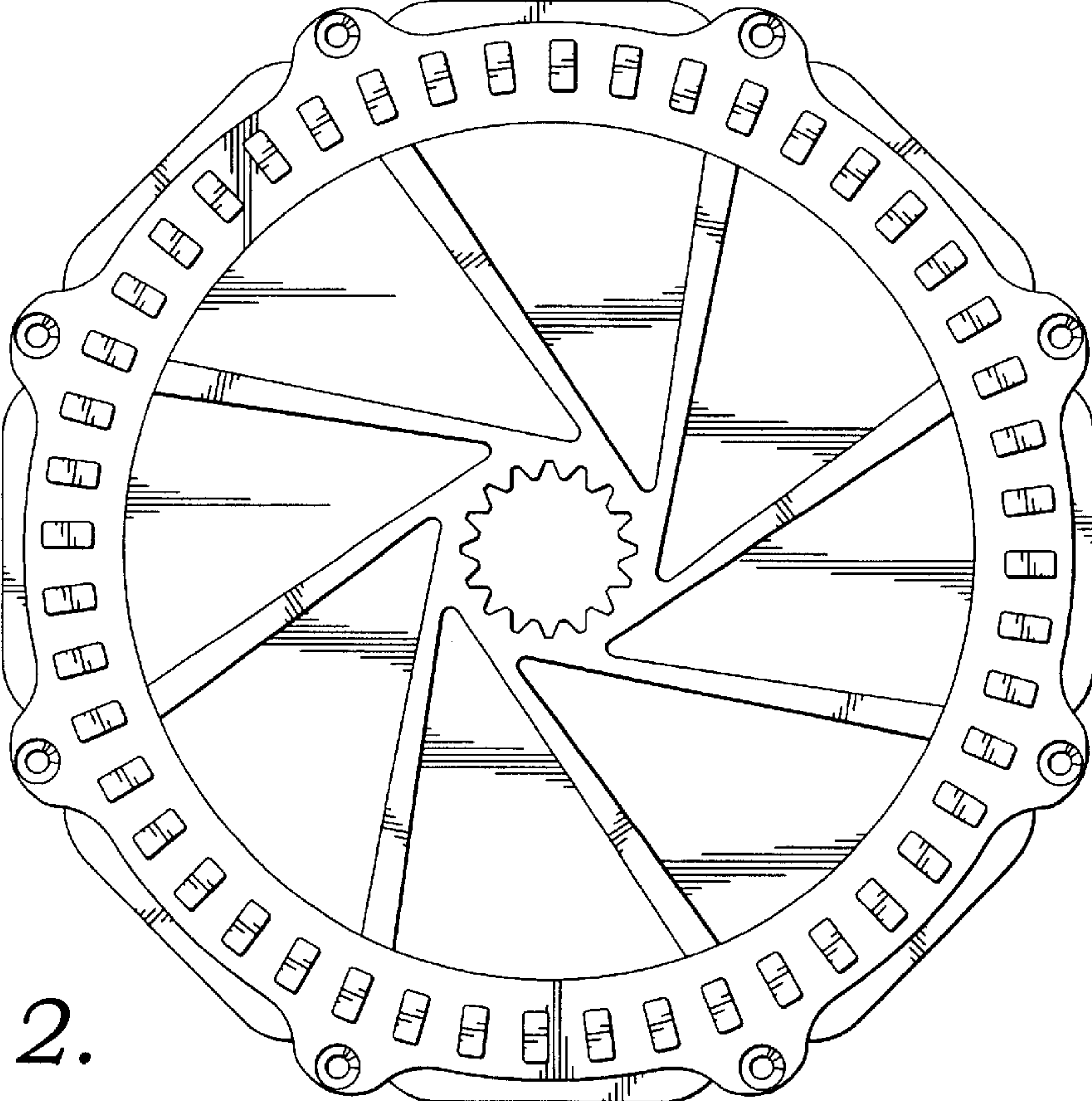


FIG. 2.

FIG. 5.

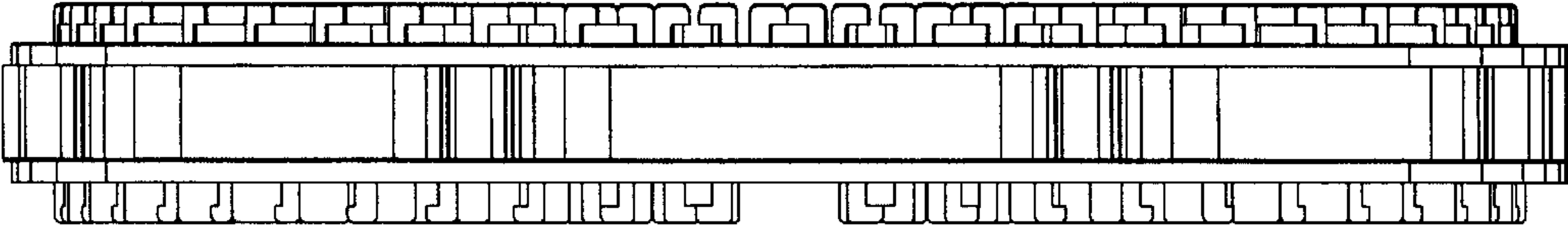
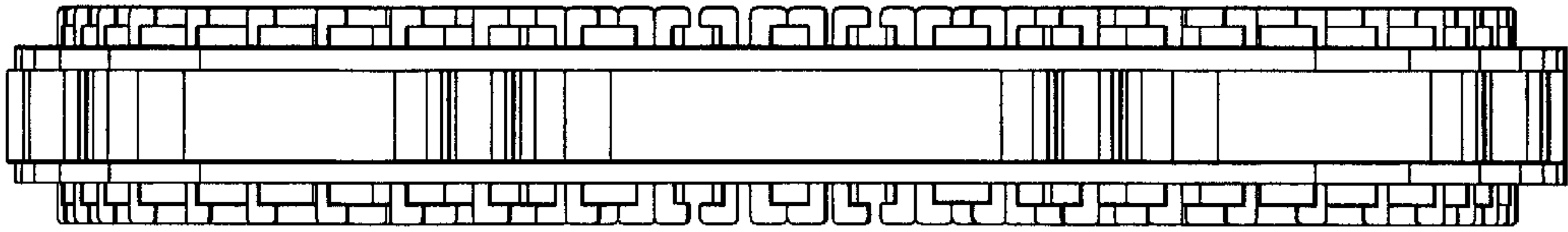


FIG. 4.

FIG. 3.

