



US00D521073S

(12) **United States Design Patent**
Sandahl

(10) **Patent No.:** **US D521,073 S**

(45) **Date of Patent:** **** May 16, 2006**

(54) **FRONT PANEL FOR A RETURN VENDING MACHINE**

(75) Inventor: **Silje Sandahl**, Oslo (NO)

(73) Assignee: **Tomra Systems ASA**, Asker (NO)

(**) Term: **14 Years**

(21) Appl. No.: **29/213,607**

(22) Filed: **Sep. 21, 2004**

(30) **Foreign Application Priority Data**

Mar. 26, 2004 (NO) 20040149

(51) **LOC (8) Cl.** **20-01**

(52) **U.S. Cl.** **D20/8**

(58) **Field of Classification Search** D20/1-9;
D99/17, 18, 24; 194/205, 206, 212, 350;
221/75, 92, 94, 95, 96, 126, 155, 195; D34/1
See application file for complete search history.

(56) **References Cited**

U.S. PATENT DOCUMENTS

D302,178 S * 7/1989 King D20/1
D422,314 S * 4/2000 Tandberg D20/1
D425,563 S * 5/2000 Tandberg D20/8

D434,449 S * 11/2000 Tandberg D20/8
D441,022 S * 4/2001 Vaajakallio D20/1
D441,023 S * 4/2001 Vaajakallio D20/1
D477,366 S * 7/2003 Tandberg D20/8
D504,158 S * 4/2005 Tandberg D20/8

* cited by examiner

Primary Examiner—Robert M. Spear

(74) *Attorney, Agent, or Firm*—Rodman & Rodman

(57) **CLAIM**

The ornamental design for a front panel for a return vending machine, as shown and described.

DESCRIPTION

FIG. 1 is a front perspective view from one side of a front panel for a return vending machine, suitably for use in a return station for empty packaging,

FIG. 2 is a front view of the front panel shown in FIG. 1, FIG. 3 is a side view of the front panel from one side, FIG. 4 is a side view of the front panel from the other side, FIG. 5 is a front perspective view of the front panel from the other side

FIG. 6 is a rear view of the front panel, FIG. 7 is a top view of the front panel; and, FIG. 8 is a bottom view of the front panel.

1 Claim, 2 Drawing Sheets




Fig.1.




Fig.2.

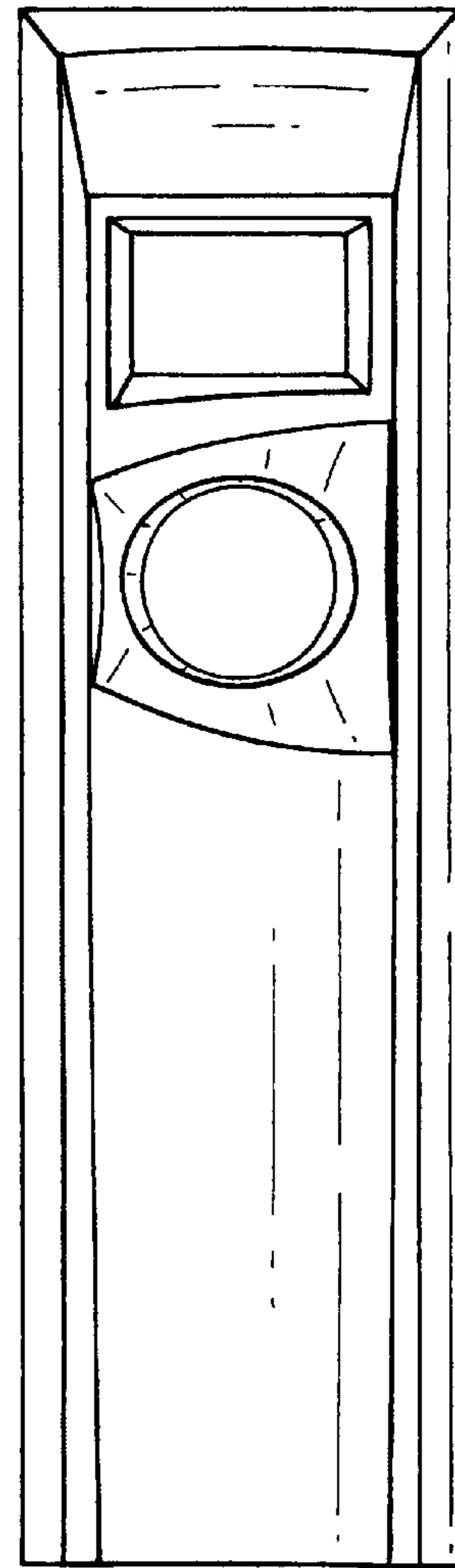


Fig.3.



Fig.5.

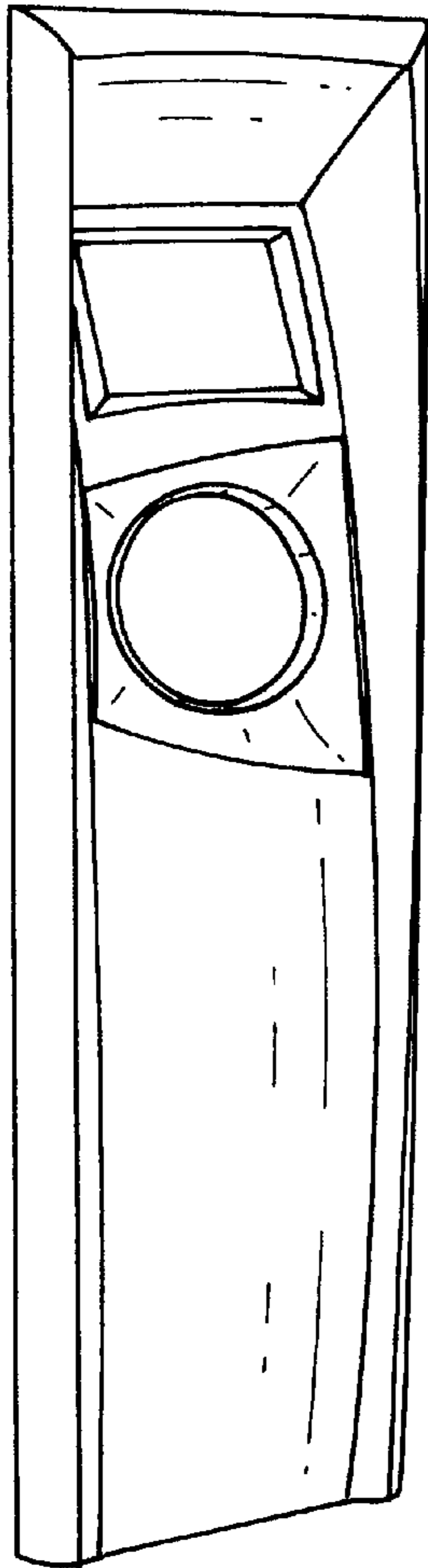


Fig.6.

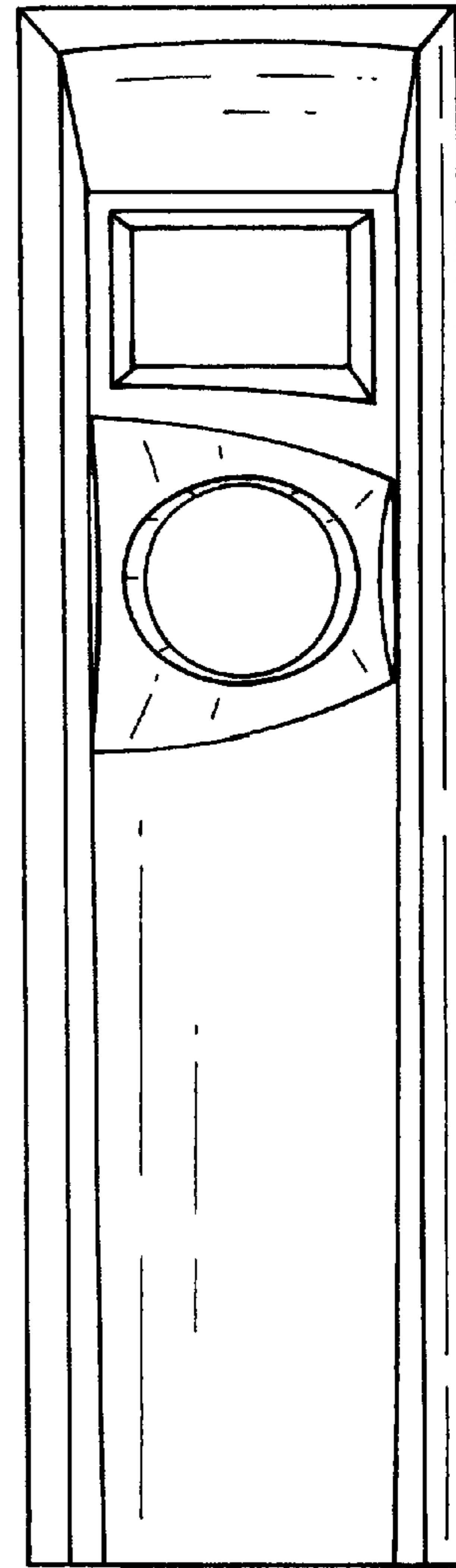


Fig.4.



Fig.7.




Fig.8.

