



US00D521067S

(12) **United States Design Patent** (10) **Patent No.:** **US D521,067 S**  
**Andrews et al.** (45) **Date of Patent:** **\*\* May 16, 2006**

(54) **WRITING INSTRUMENT**

(75) Inventors: **Neville Andrews**, Horsham (GB);  
**Galina Treyer**, Northbrook, IL (US);  
**Jason Silverstein**, Chicago, IL (US)

(73) Assignee: **Sanford, L.P.**, Freeport, IL (US)

(\*\*) Term: **14 Years**

(21) Appl. No.: **29/235,629**

(22) Filed: **Aug. 4, 2005**

**Related U.S. Application Data**

(62) Division of application No. 29/215,103, filed on Oct. 13, 2004.

(51) **LOC (8) Cl.** ..... **19-06**

(52) **U.S. Cl.** ..... **D19/51**

(58) **Field of Classification Search** ..... D19/36,  
D19/41, 42, 43, 44, 45, 46, 47, 48, 49, 50,  
D19/51, 54, 55, 56, 57; 401/6, 99, 104, 105,  
401/106, 107, 108, 109

See application file for complete search history.

(56) **References Cited**

**U.S. PATENT DOCUMENTS**

- D88,821 S \* 12/1932 Platt et al. .... D19/56
- 2,988,055 A \* 6/1961 Platt ..... 401/106
- D198,419 S \* 6/1964 Hankins ..... D19/49
- D208,680 S \* 9/1967 Summers ..... D19/51
- D253,060 S \* 10/1979 Itoh ..... D19/48
- D275,577 S \* 9/1984 Hechter ..... D19/51
- D330,911 S \* 11/1992 Tu ..... D19/51
- D338,491 S \* 8/1993 Hollington ..... D19/50
- D355,439 S \* 2/1995 Hollington ..... D19/43
- D372,048 S \* 7/1996 Hollington ..... D19/43
- D378,763 S \* 4/1997 Hollington ..... D19/51
- D416,580 S \* 11/1999 Andrews et al. .... D19/56
- D423,579 S \* 4/2000 Andrews et al. .... D19/51
- D425,119 S \* 5/2000 Andrews et al. .... D19/43
- D438,245 S 2/2001 Hollington et al. .... D19/50
- D438,246 S \* 2/2001 Hollington et al. .... D19/51
- D438,247 S \* 2/2001 Polidoro ..... D19/56

- D438,248 S 2/2001 Hollington et al. .... D19/56
- D438,249 S \* 2/2001 Hollington et al. .... D19/56
- D446,814 S \* 8/2001 Lau ..... D19/45
- D467,614 S \* 12/2002 Pellissa Beneyto ..... D19/51
- D475,087 S \* 5/2003 Stropkay et al. .... D19/56
- D488,507 S \* 4/2004 Finney et al. .... D19/51
- D494,621 S \* 8/2004 Andrews et al. .... D19/56

**OTHER PUBLICATIONS**

Undated renderings of a design for a Writing Instrument, which is the subject of co-pending U.S. Appl. No. 29/205,597, filed on May 18, 2004.

Undated renderings of a design for a Clip, which is the subject of co-pending U.S. Appl. No. 29/205,615, filed on May 18, 2004.

\* cited by examiner

*Primary Examiner*—Caron D. Veynar

*Assistant Examiner*—Elizabeth Albert

(74) *Attorney, Agent, or Firm*—Marshall, Gerstein & Borun LLP

(57) **CLAIM**

The ornamental design for a writing instrument, as shown and described.

**DESCRIPTION**

FIG. 1 is a perspective view showing our new design for a writing instrument;

FIG. 2 is a front elevational view of the writing instrument of FIG. 1;

FIG. 3 is a left side elevational view of the writing instrument of FIG. 1, the right side elevational view being a mirror image thereof;

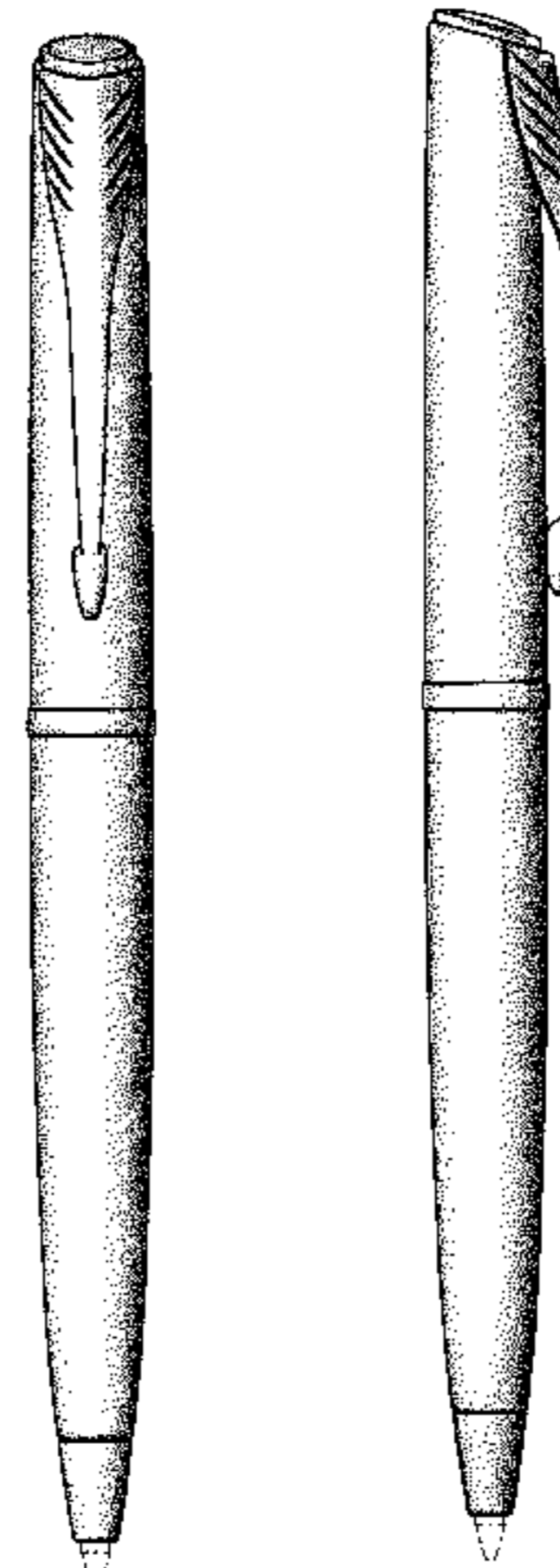
FIG. 4 is a rear elevational view of the writing instrument of FIG. 1;

FIG. 5 is a top plan view of the writing instrument of FIG. 1; and,

FIG. 6 is a bottom plan view of the writing instrument of FIG. 1.

The dashed lines are for illustrative purposes only and form no part of the claimed design.

**1 Claim, 2 Drawing Sheets**



*FIG. 1*

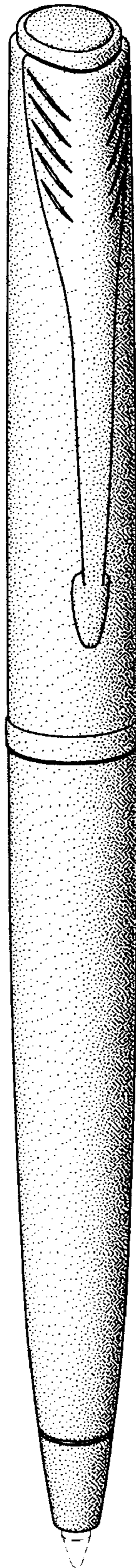




FIG. 2




FIG. 3

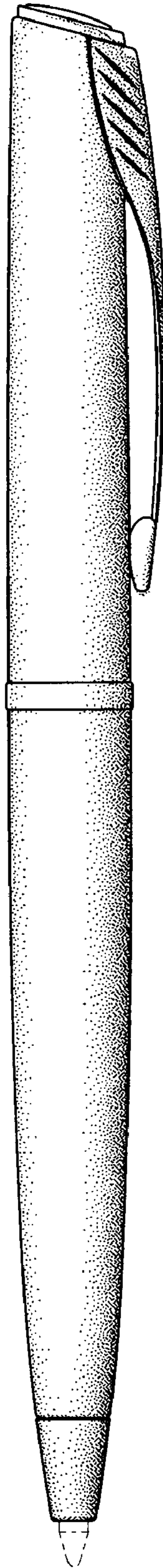


FIG. 4




FIG. 5


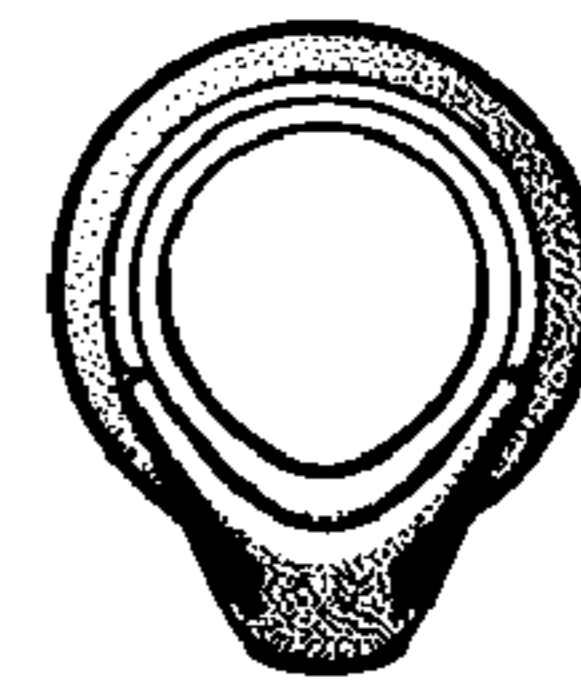


FIG. 6