

US00D521066S

(12) **United States Design Patent**
Kajgana

(10) **Patent No.:** **US D521,066 S**

(45) **Date of Patent:** **** May 16, 2006**

(54) **GREETING CARD**

(75) Inventor: **Zarko Kajgana**, 9781 Springhouse La.
E., Concord, OH (US) 44060

(73) Assignee: **Zarko Kajgana**, Concord, OH (US)

(**) Term: **14 Years**

(21) Appl. No.: **29/221,752**

(22) Filed: **Jan. 18, 2005**

(51) **LOC (8) Cl.** **19-01**

(52) **U.S. Cl.** **D19/3**

(58) **Field of Classification Search** D19/1-8,
D19/26; D20/22, 23; 40/124.01-124.18,
40/360, 539, 672; 281/2, 5, 38, 51; 283/56,
283/61, 62, 106, 117; 446/147, 148, 149,
446/150

See application file for complete search history.

(56) **References Cited**

U.S. PATENT DOCUMENTS

D13,312 S * 9/1882 Davis D19/1

D58,637 S * 8/1921 Stefanko D19/1
1,879,007 A * 9/1932 Anderton 283/117
3,270,949 A * 9/1966 Hillman, II 229/92.1
5,143,279 A * 9/1992 Gaines 229/68.1
D335,678 S * 5/1993 Jones et al. D16/308
5,634,667 A * 6/1997 Jordan 281/29
D469,120 S * 1/2003 Maloney D19/3
2004/0011676 A1 * 1/2004 Slater 206/215

* cited by examiner

Primary Examiner—Caron D. Veynar

Assistant Examiner—Elizabeth Albert

(57) **CLAIM**

The ornamental design for a greeting card, as shown and described.

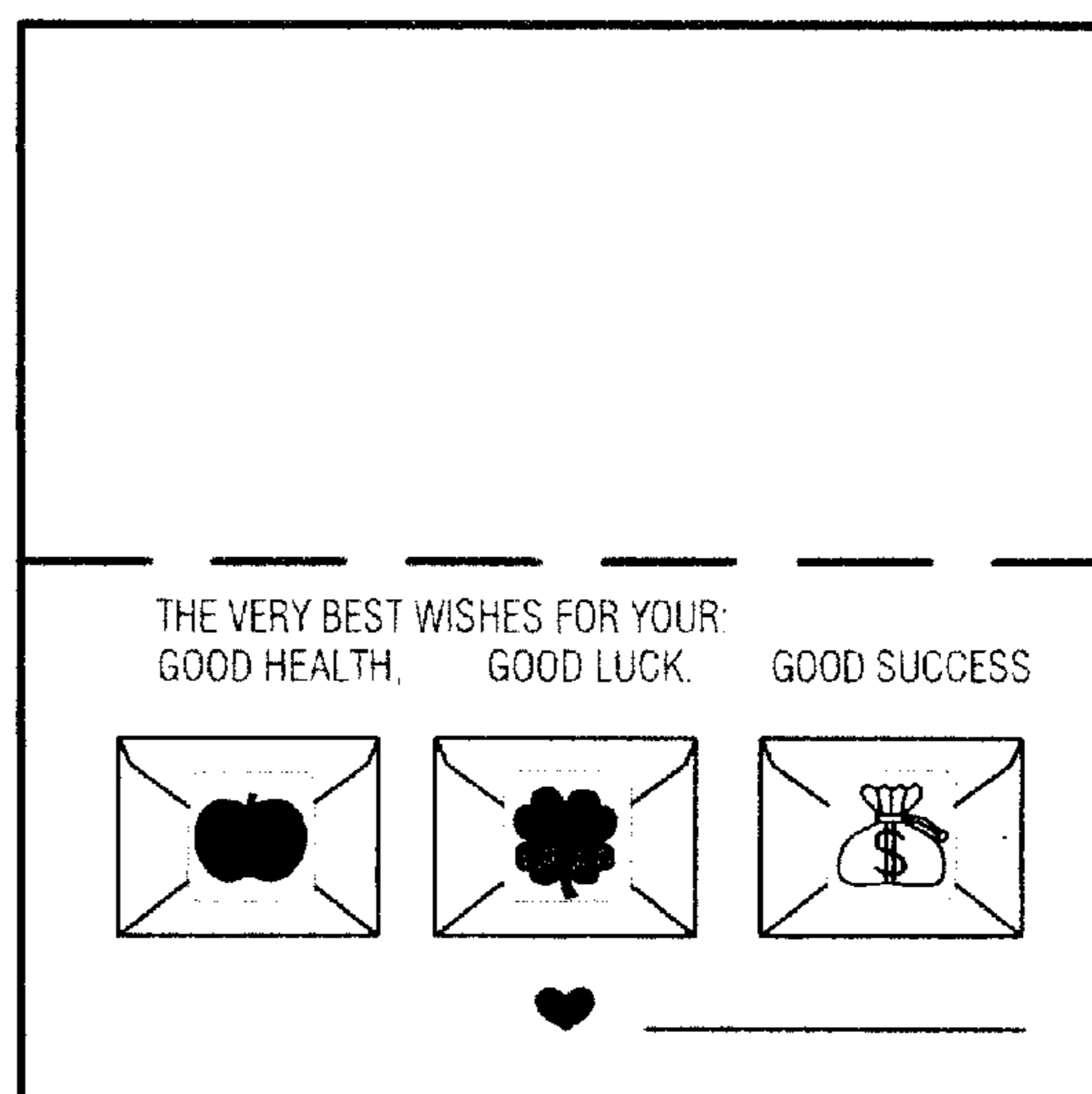

DESCRIPTION

FIG. 1 is a top plan view of the greeting card showing my new design; and,

FIG. 2 is a view of the other side of the greeting card, which is the inside when it is folded.

The broken lines in the drawings represent fold lines.

1 Claim, 1 Drawing Sheet






FIG. 1

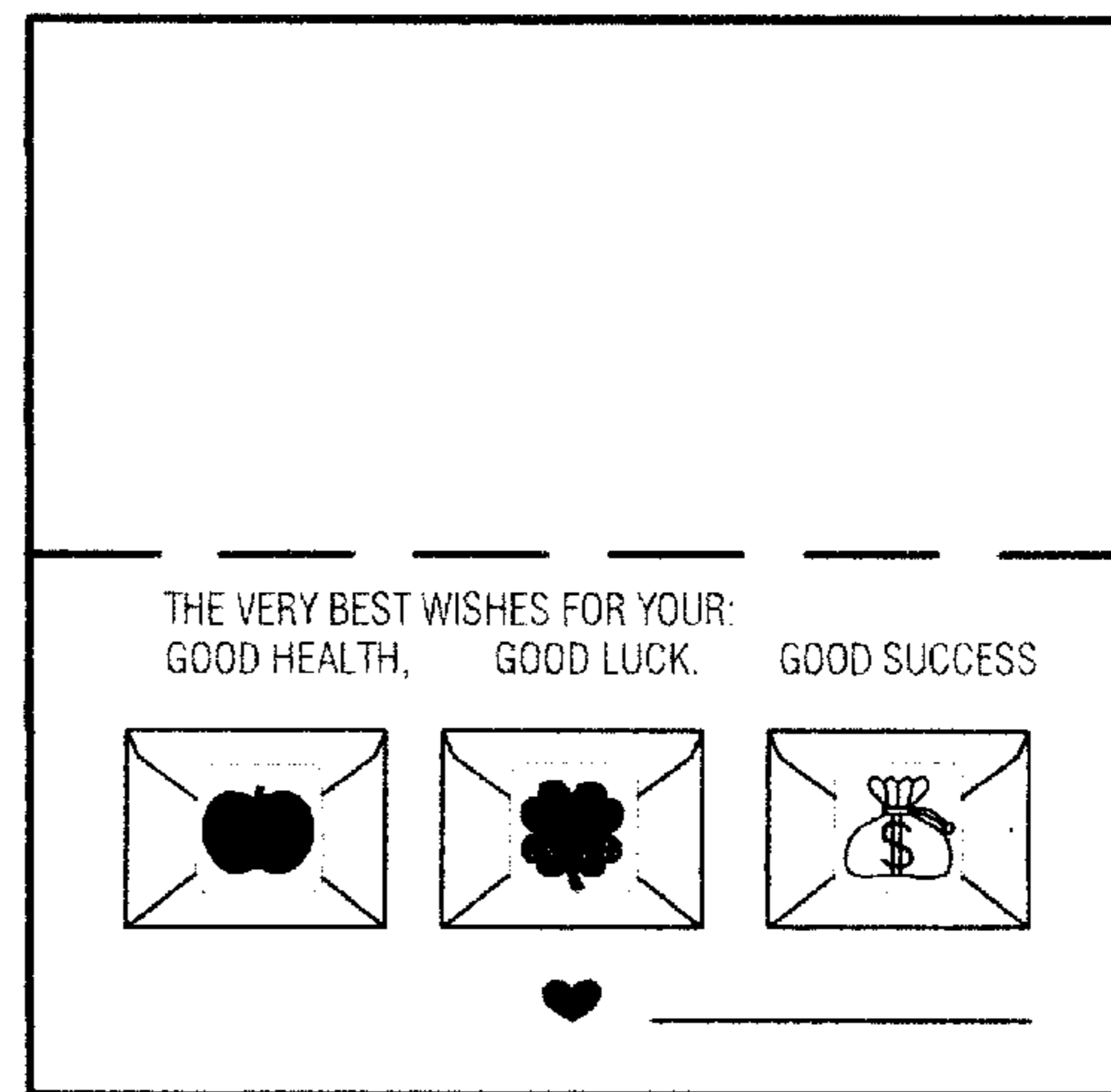


FIG. 2