



US00D521058S

(12) **United States Design Patent**
Ishigami

(10) **Patent No.:** **US D521,058 S**

(45) **Date of Patent:** **** May 16, 2006**

(54) **PRINTER**

(75) Inventor: **Michifumi Ishigami**, Nagoya (JP)

(73) Assignee: **Brother Industries, Ltd.**, Nagoya (JP)

(**) Term: **14 Years**

(21) Appl. No.: **29/191,313**

(22) Filed: **Oct. 7, 2003**

(30) **Foreign Application Priority Data**

Jun. 13, 2003 (JP) 2003-016813

(51) **LOC (8) Cl.** **18-02**

(52) **U.S. Cl.** **D18/50**

(58) **Field of Classification Search** D18/50,
D18/53, 54, 54.1, 55, 19, 36-41; D14/462-470,
D14/420-425, 349; 400/613, 613.1, 613.2,
400/613.4, 691-694

See application file for complete search history.

(56) **References Cited**

U.S. PATENT DOCUMENTS

- D406,127 S * 2/1999 Ishio D14/466
- D421,045 S * 2/2000 Quijano D18/55
- D450,756 S * 11/2001 Fetherolf et al. D18/55

- D452,705 S * 1/2002 Takenouchi et al. D18/55
- D491,950 S * 6/2004 Perry et al. D14/424
- D501,667 S * 2/2005 Ishigami et al. D18/50
- D502,500 S * 3/2005 Hoshiya et al. D18/50
- D503,937 S * 4/2005 Tani D14/462
- 2005/0082743 A1 * 4/2005 Sato 271/162

* cited by examiner

Primary Examiner—Louis S. Zarfes

Assistant Examiner—Anhdao Doan

(74) *Attorney, Agent, or Firm*—Oliff & Berridge, PLC


(57) **CLAIM**

The ornamental design for a printer, as shown and described.

DESCRIPTION

FIG. 1 is a front view of a printer;
 FIG. 2 is a top view thereof;
 FIG. 3 is a right-side view thereof;
 FIG. 4 is a rear view thereof; and,
 FIG. 5 is a perspective view thereof.
 The left-side view and the bottom view contain no ornamentality and are omitted.
 The broken line showing is for illustrative purposes only and does not form part of the claimed design.

1 Claim, 5 Drawing Sheets



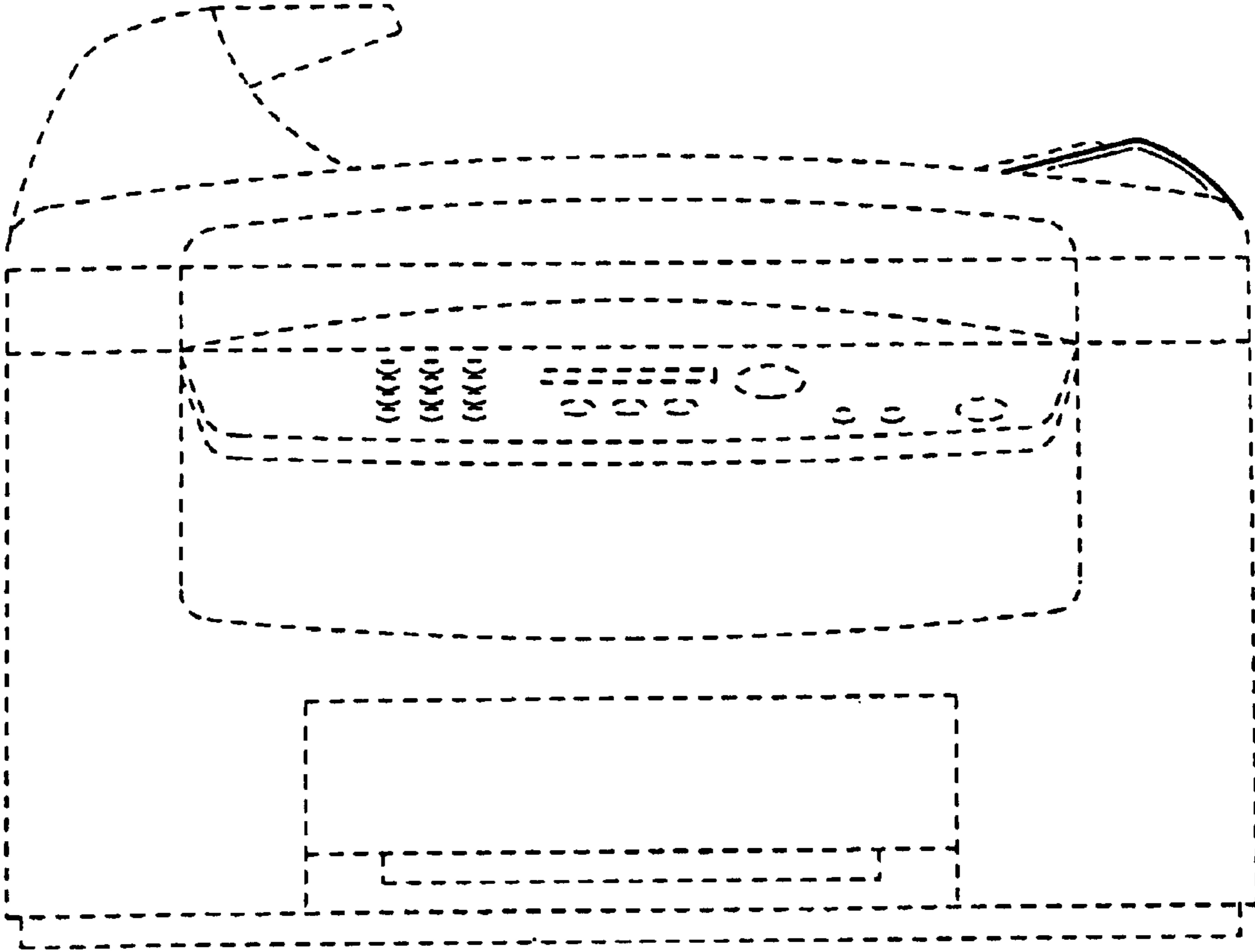


FIG. 1

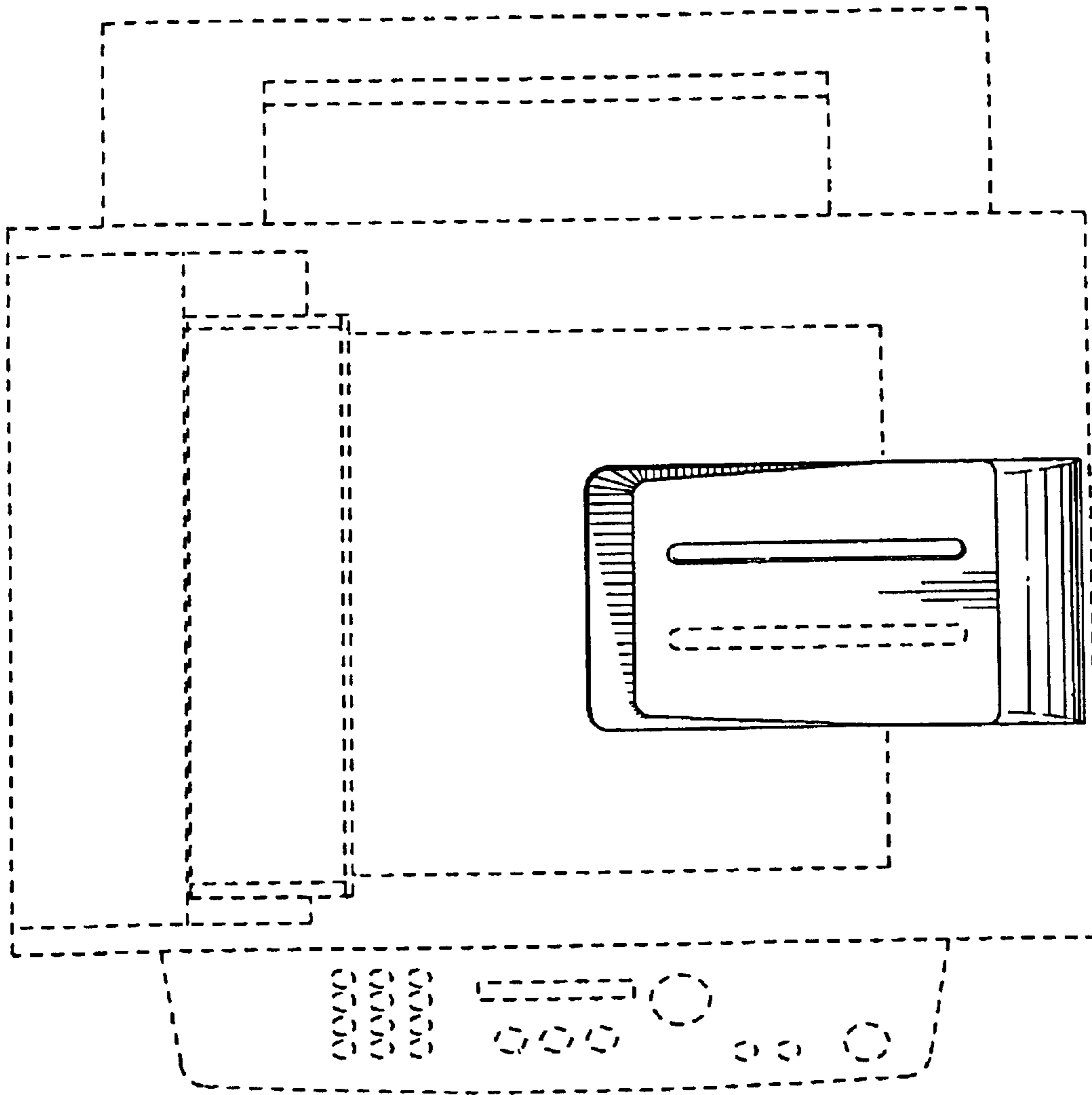


FIG. 2

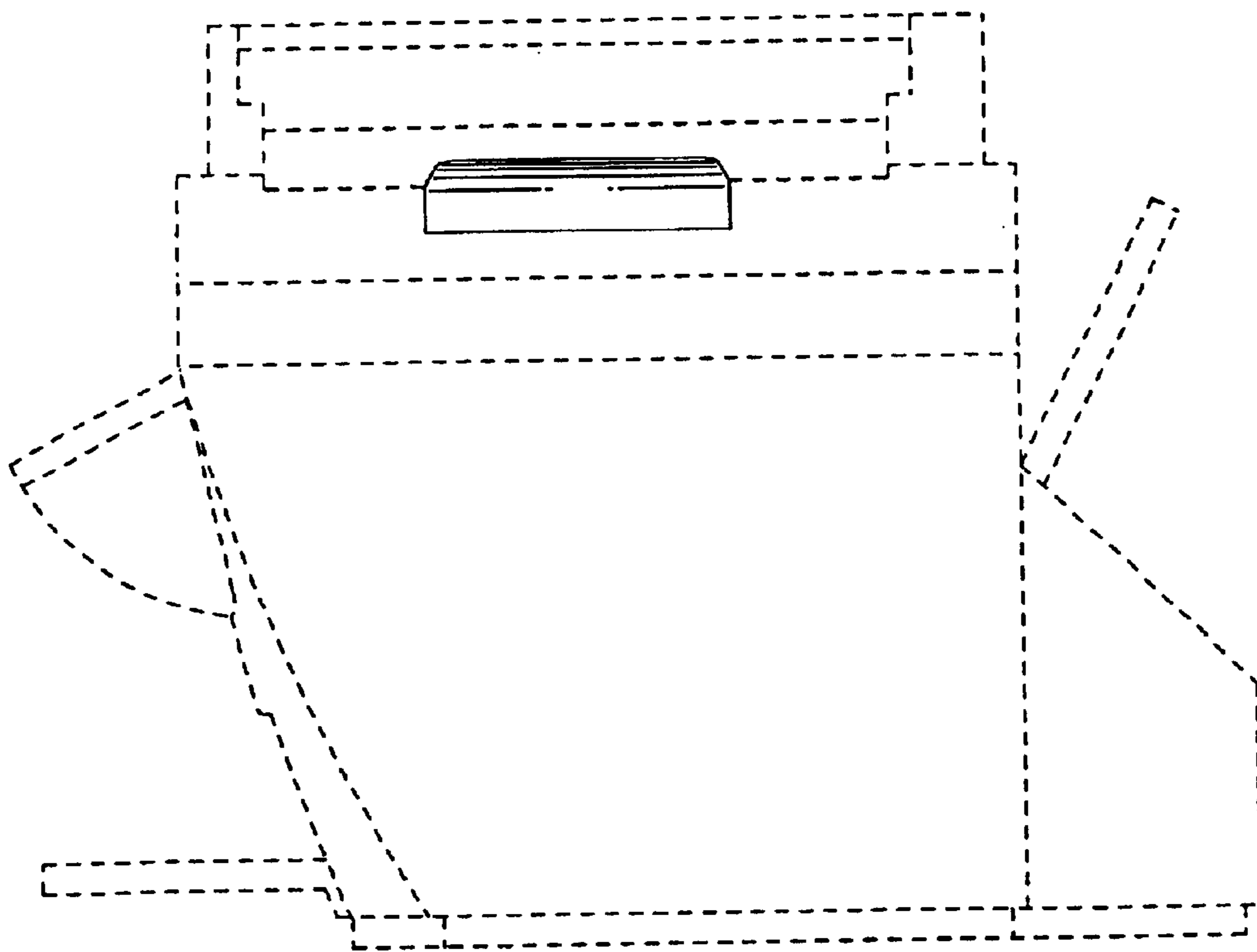


FIG. 3

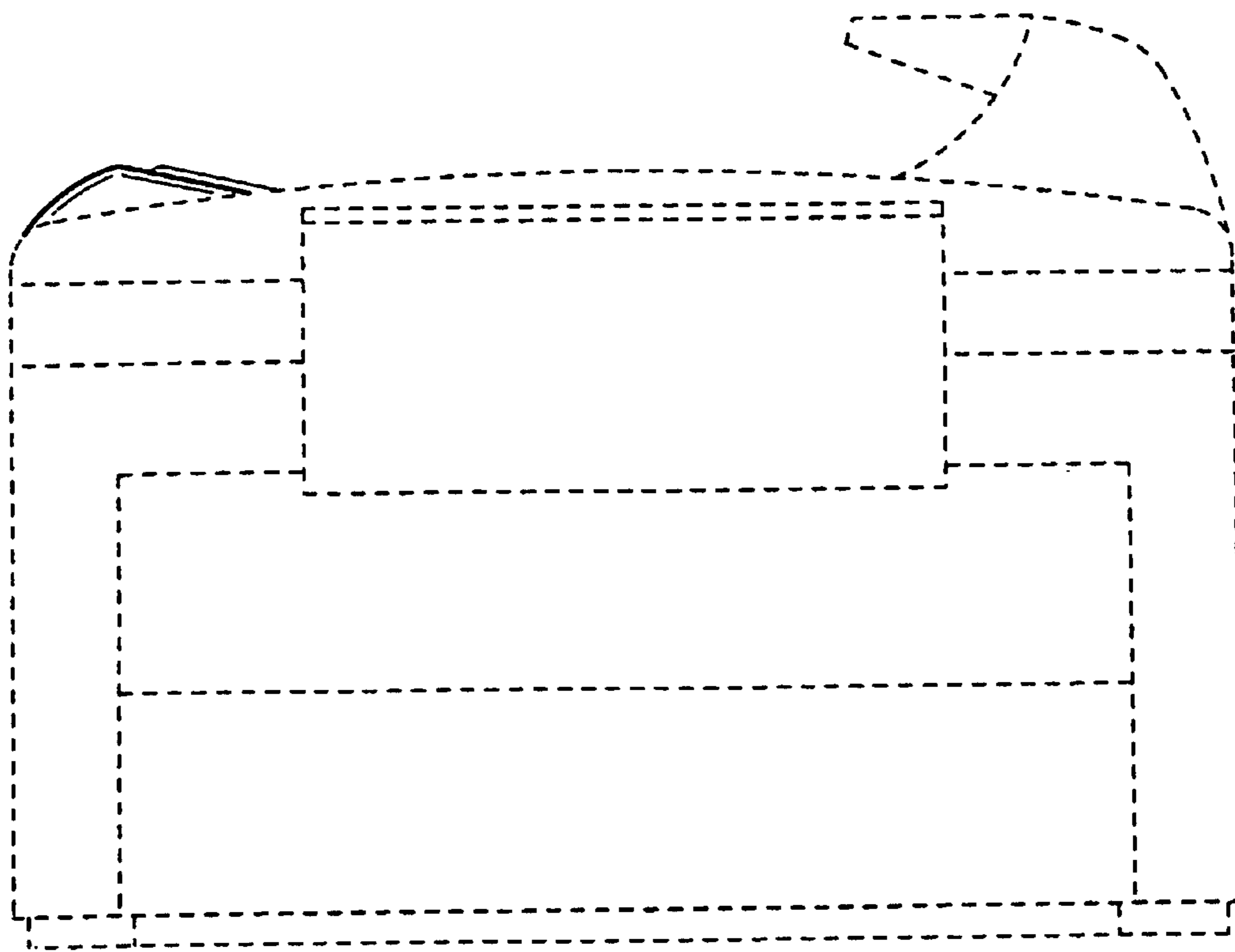


FIG. 4

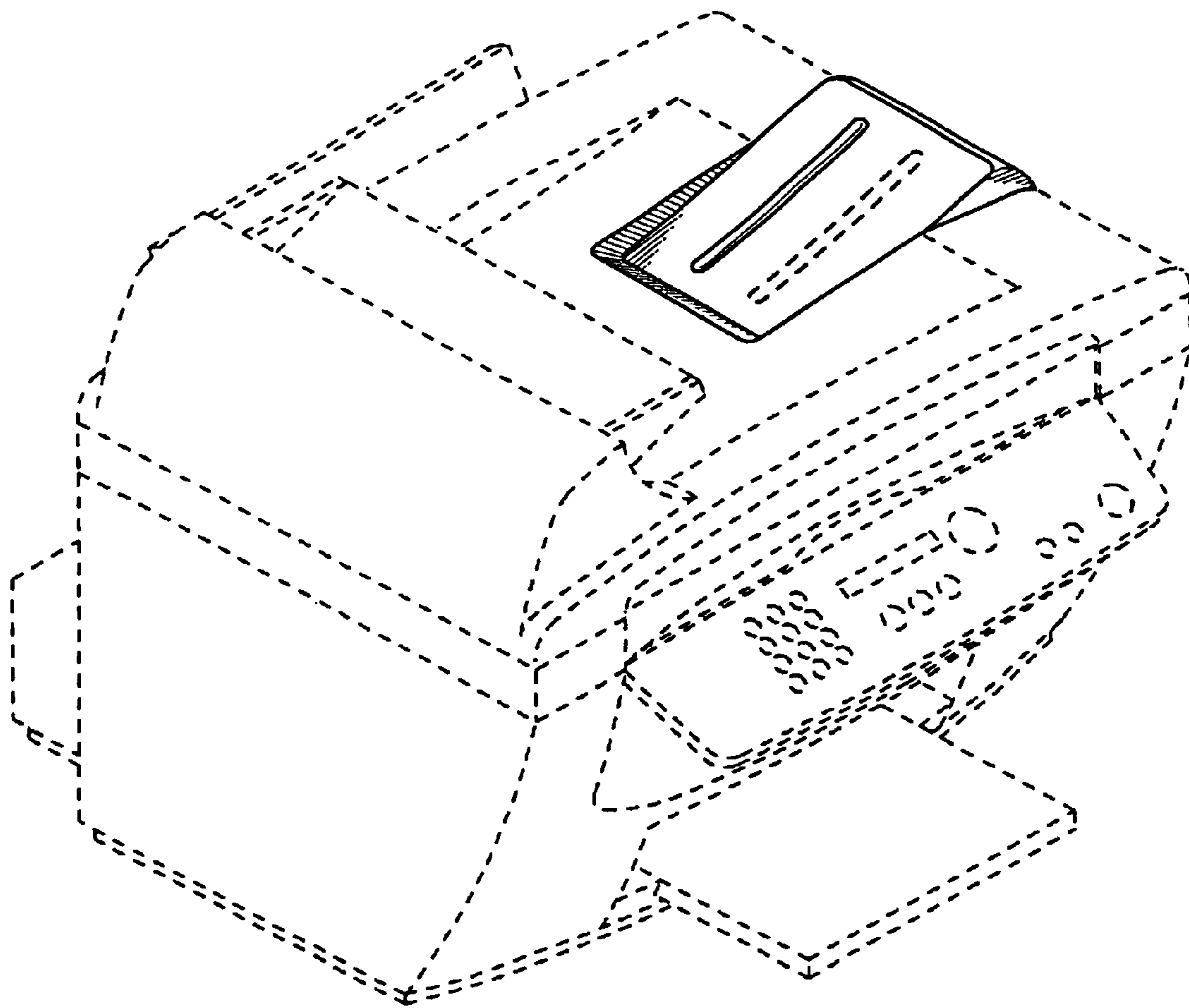


FIG. 5