

US00D521028S

(12) **United States Design Patent**
Duffy et al.

(10) **Patent No.:** **US D521,028 S**
(45) **Date of Patent:** **** May 16, 2006**

(54) **REFRIGERATED DISPLAY CASE**

(75) Inventors: **Martin J. Duffy**, Edina, MN (US);
Derek R. Lea, Ralston (GB)
(73) Assignee: **Husmann Corporation**, Bridgeton,
MO (US)
(**) Term: **14 Years**

(21) Appl. No.: **29/228,927**
(22) Filed: **Apr. 29, 2005**

(51) **LOC (8) Cl.** **15-07**
(52) **U.S. Cl.** **D15/79**
(58) **Field of Classification Search** D15/79,
D15/81-83, 89; D6/329, 396, 470-476; 62/249-255,
62/246, 261, 415, 433, 440, 467, 530; 312/3,
312/236, 114-117, 352

See application file for complete search history.

(56) **References Cited**

U.S. PATENT DOCUMENTS

2,255,947	A	*	9/1941	Starr	62/254
2,465,934	A	*	3/1949	Sanders	62/253
D197,321	S	*	1/1964	Jones	D6/470
3,759,059	A	*	9/1973	Kenyon	62/246
3,860,306	A	*	1/1975	Kenyon	312/116
4,274,267	A	*	6/1981	James et al.	62/252
D286,730	S	*	11/1986	Tzifkansky et al.	D15/89
D291,850	S	*	9/1987	Perkins et al.	D6/471
D321,197	S	*	10/1991	Sekine et al.	D15/83
D348,365	S	*	7/1994	Johnson	D6/471
D451,934	S	*	12/2001	Jobst	D15/83
D483,045	S	*	12/2003	Resch	D15/83

OTHER PUBLICATIONS

Husmann Impact Merchandisers Brochure, Narrow Island Merchandisers for Frozen Food/Ice Cream, Catalog LN-1, published in 2000.
Husmann Impact Merchandisers Brochure, "Intermediate Island Merchandisers for Frozen Food/Ice Cream", Catalog LI-2, published in 2000.
Husmann Impact Merchandisers Brochure, "Intermediate Island Merchandisers for Frozen Food/Ice Cream", Catalog LI-1, published in 2002.
Husmann Impact Merchandisers Brochure, "Single Deck Wall Model Merchandisers for Frozen Food/Ice Cream", Catalog L-1, published in 2000.

* cited by examiner

Primary Examiner—Nanda Bondade
Assistant Examiner—Shanda C. Hill
(74) *Attorney, Agent, or Firm*—Michael Best & Friedrich LLP

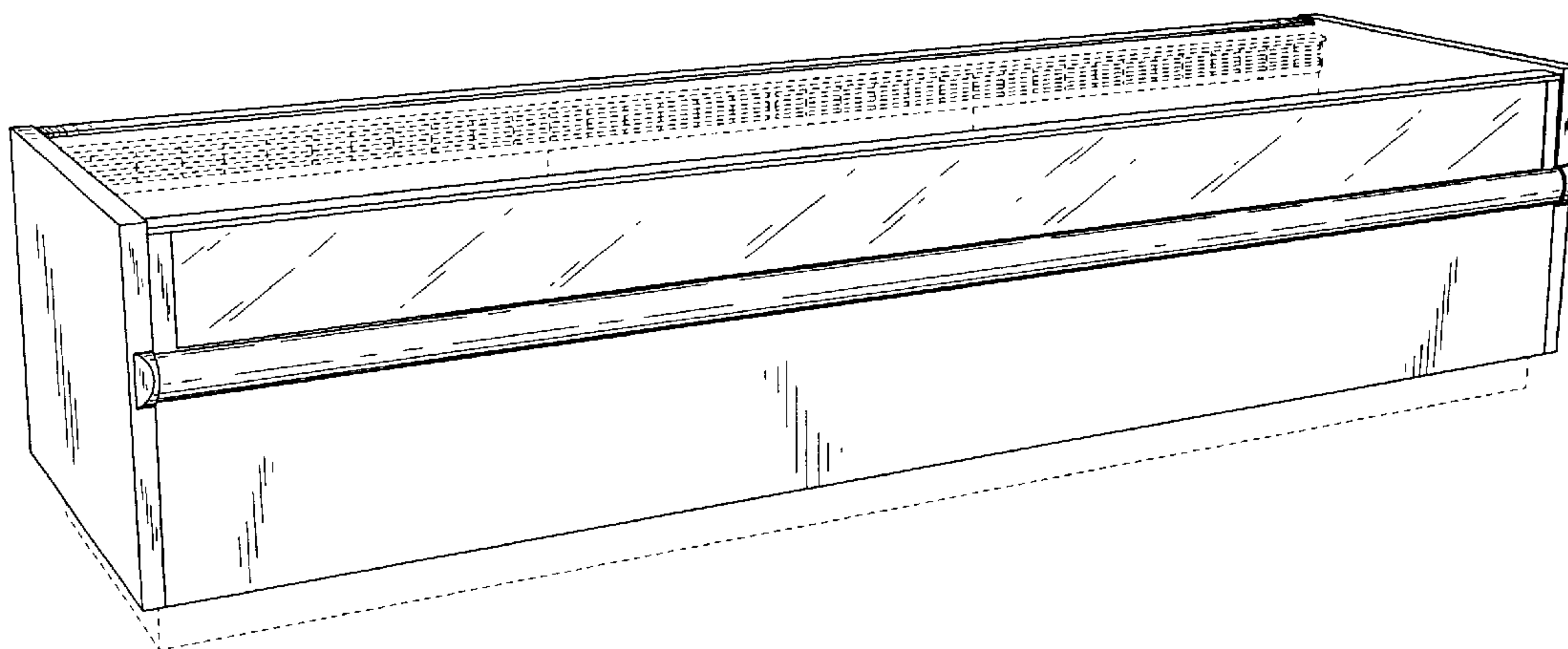
(57) **CLAIM**

We claim the ornamental design for a refrigerated display case, as shown and described.

DESCRIPTION

FIG. 1 is a perspective view of a refrigerated display case embodying the present invention.
FIG. 2 is a front view of the refrigerated display case shown in FIG. 1.
FIG. 3 is a side view of the refrigerated display case shown in FIG. 1; and,
FIG. 4 is an opposite side view of the refrigerated display case shown in FIG. 1.

1 Claim, 3 Drawing Sheets



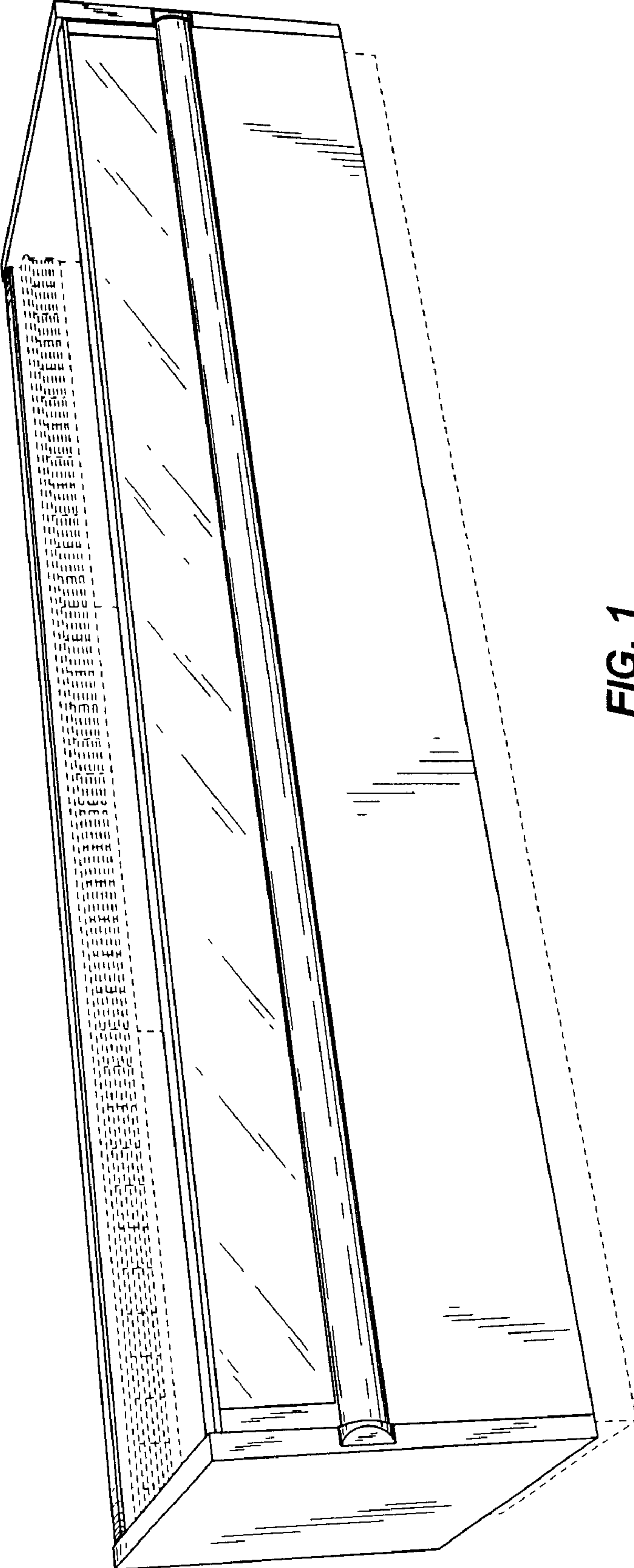


FIG. 1

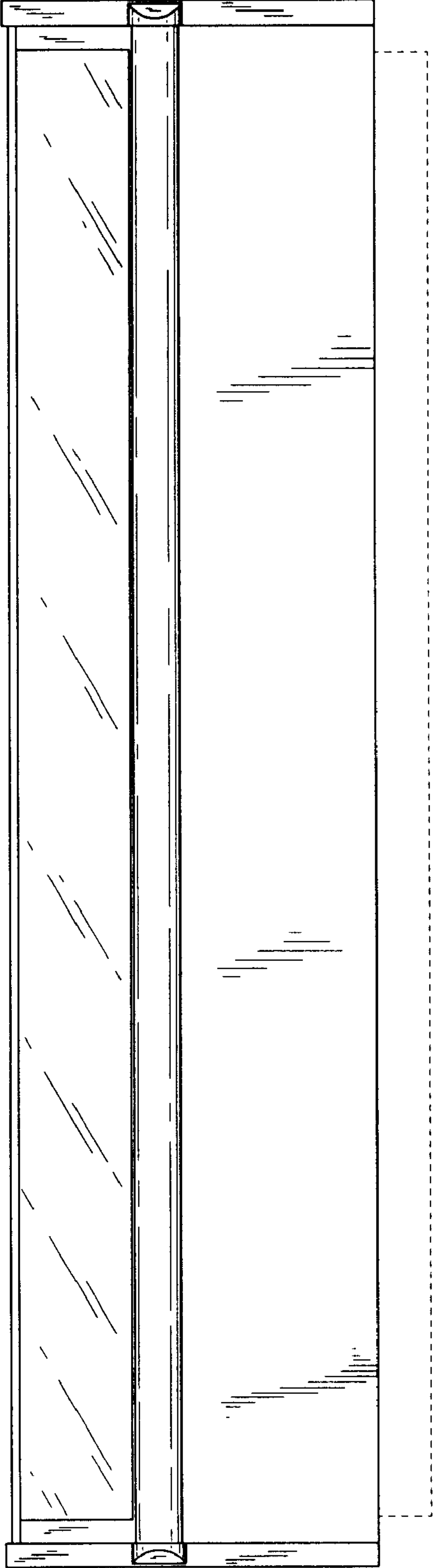


FIG. 2

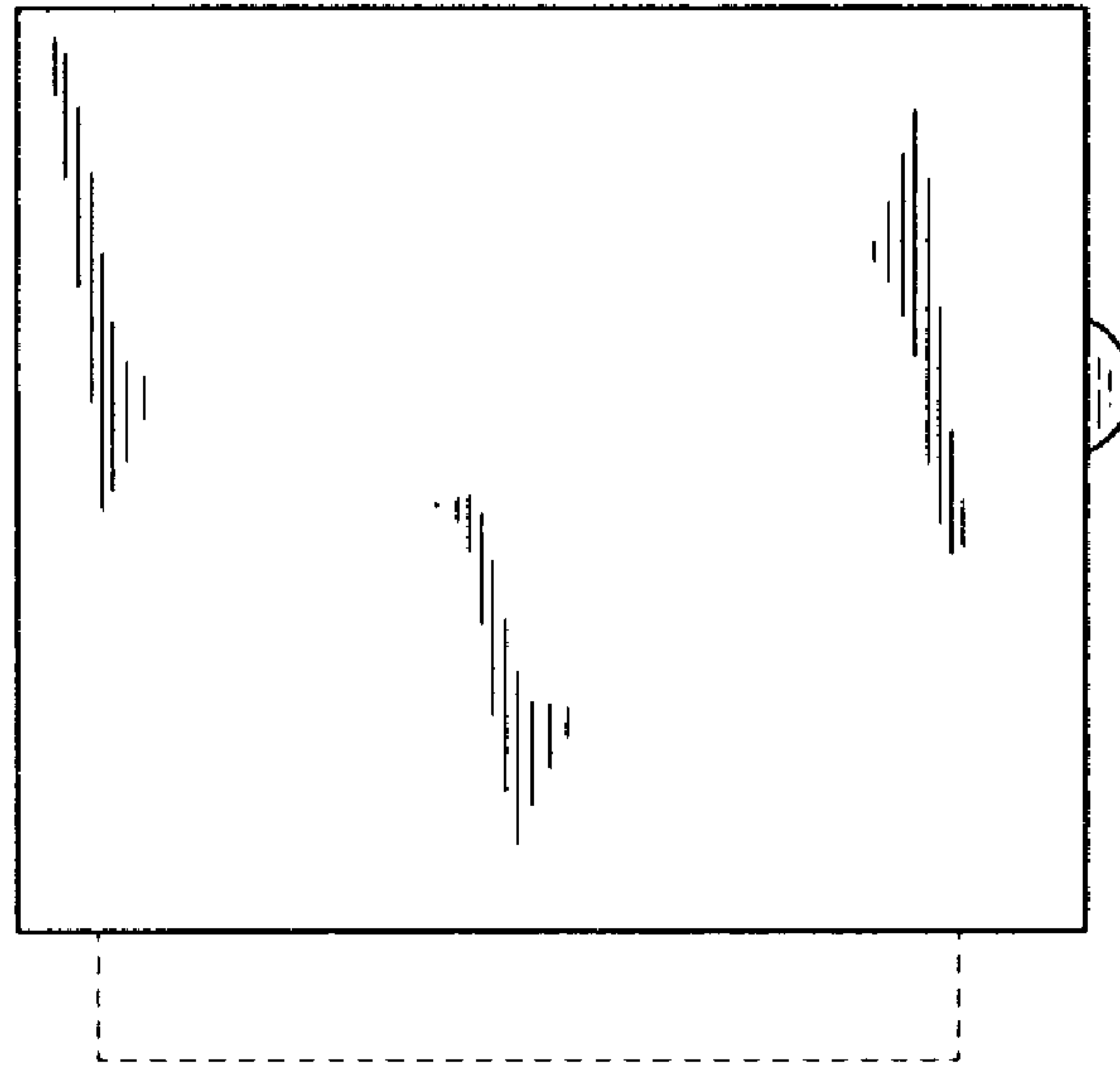


FIG. 3

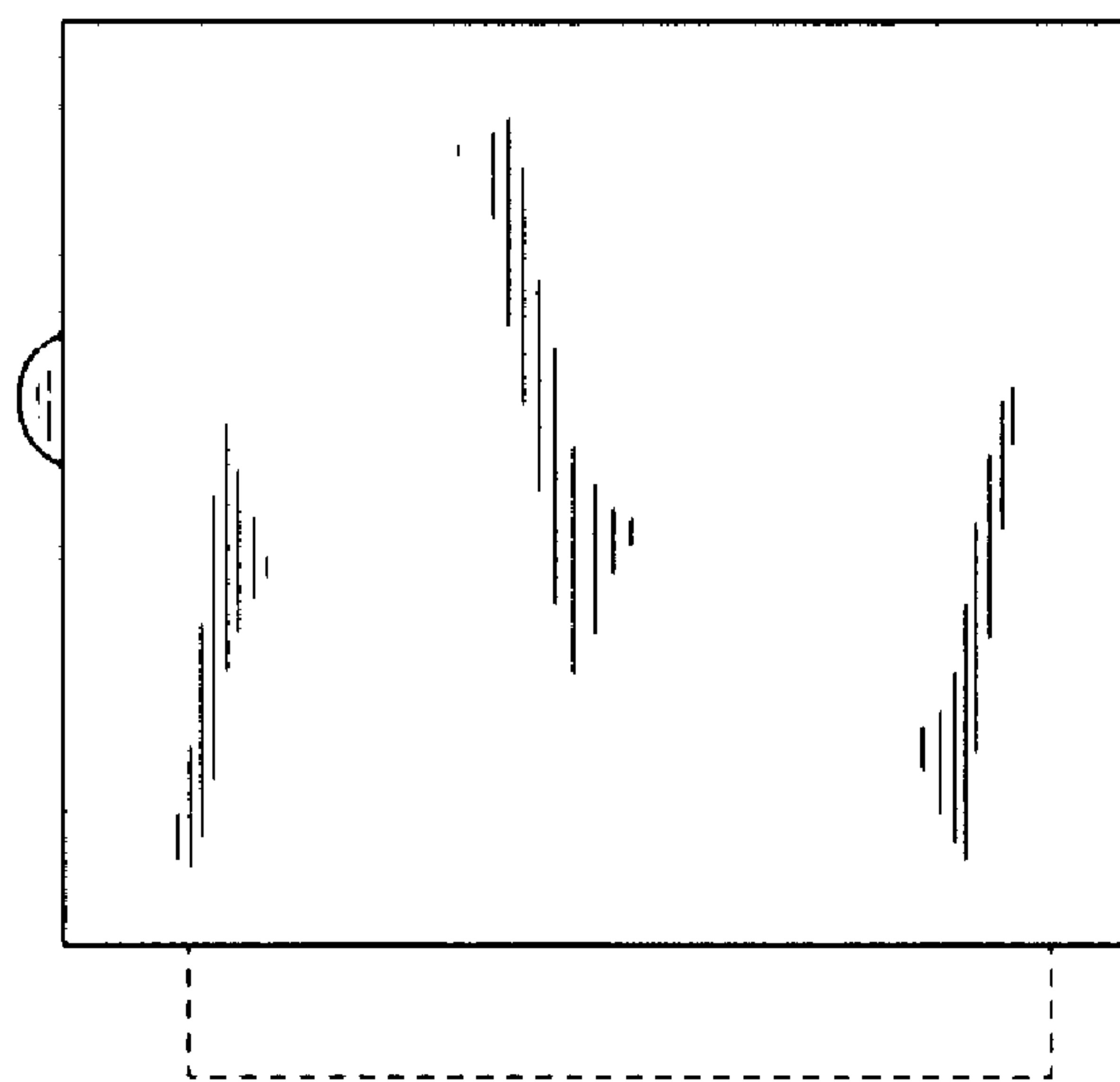


FIG. 4