



US00D521019S

(12) **United States Design Patent**  
**Ording**

(10) **Patent No.:** **US D521,019 S**

(45) **Date of Patent:** **\*\* May 16, 2006**

(54) **USER INTERFACE FOR DISPLAY SCREEN**

(75) Inventor: **Bas Ording**, San Francisco, CA (US)

(73) Assignee: **Apple Computer, Inc.**, Cupertino, CA (US)

(\*\*) Term: **14 Years**

(21) Appl. No.: **29/183,786**

(22) Filed: **Jun. 18, 2003**

(51) **LOC (8) Cl.** ..... **14-02**

(52) **U.S. Cl.** ..... **D14/489**

(58) **Field of Classification Search** ..... D14/24-33;  
D18/24-33; D19/6; D20/11; D21/324-33;  
345/700-26, 764-866

See application file for complete search history.

(56) **References Cited**

**U.S. PATENT DOCUMENTS**

D321,903 S \* 11/1991 Chepaitis ..... D18/26  
D478,912 S \* 8/2003 Johnson ..... D14/485

**OTHER PUBLICATIONS**

The Icon Book, William Horton, John Wiley & Sons, Inc. no, not icon, p. 387, copyright 1994.\*

Symbol Sourcebook, Henry Dreyfuss, Van Nostrand Reinhold, symbols pp. 59, 60, 63, 87, 158, 169, 1972.\*

\* cited by examiner

*Primary Examiner*—M. H. Tung

(74) *Attorney, Agent, or Firm*—Buchanan Ingersoll PC

(57) **CLAIM**

The ornamental design for a user interface for display screen, as shown and described.

**DESCRIPTION**

©2003 Apple Computer, Inc.

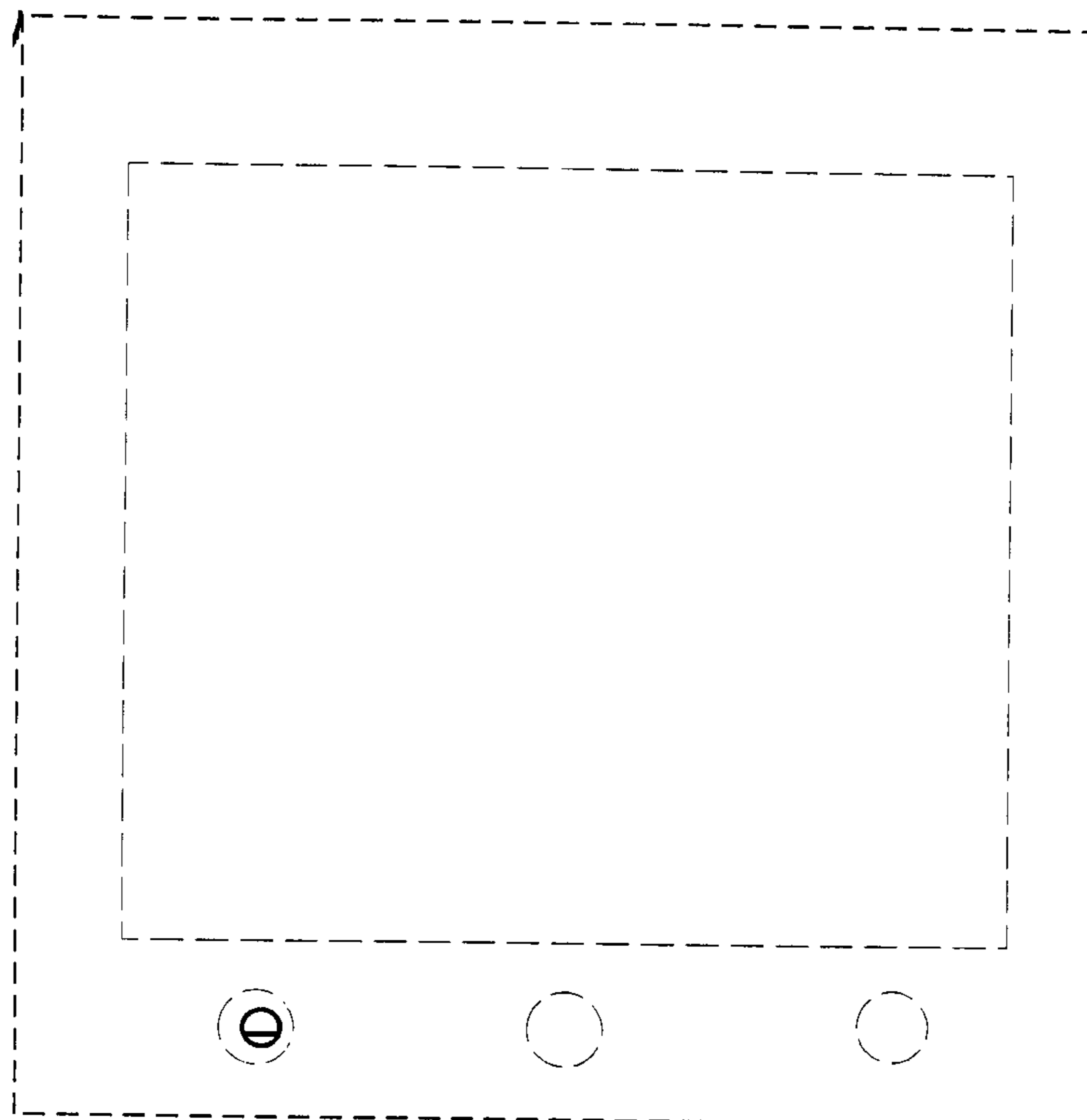
A portion of the disclosure of this patent document contains material to which a claim for copyright is made. The copyright owner has no objection to the facsimile reproduction by anyone of the patent document or the patent disclosure, as it appears in the Patent and Trademark Office patent file or records, but reserves all other copyright rights whatsoever.

FIG. 1 is a front view of a user interface for a display screen showing my new design; and,

FIG. 2 is a front view of a second embodiment thereof, the user interface being shown separately for clarity of illustration, on an enlarged scale.

The broken line drawing in FIG. 1 of a display screen, the interior square and circular elements are for illustrative purposes only and form no part of the claimed design.

**1 Claim, 2 Drawing Sheets**



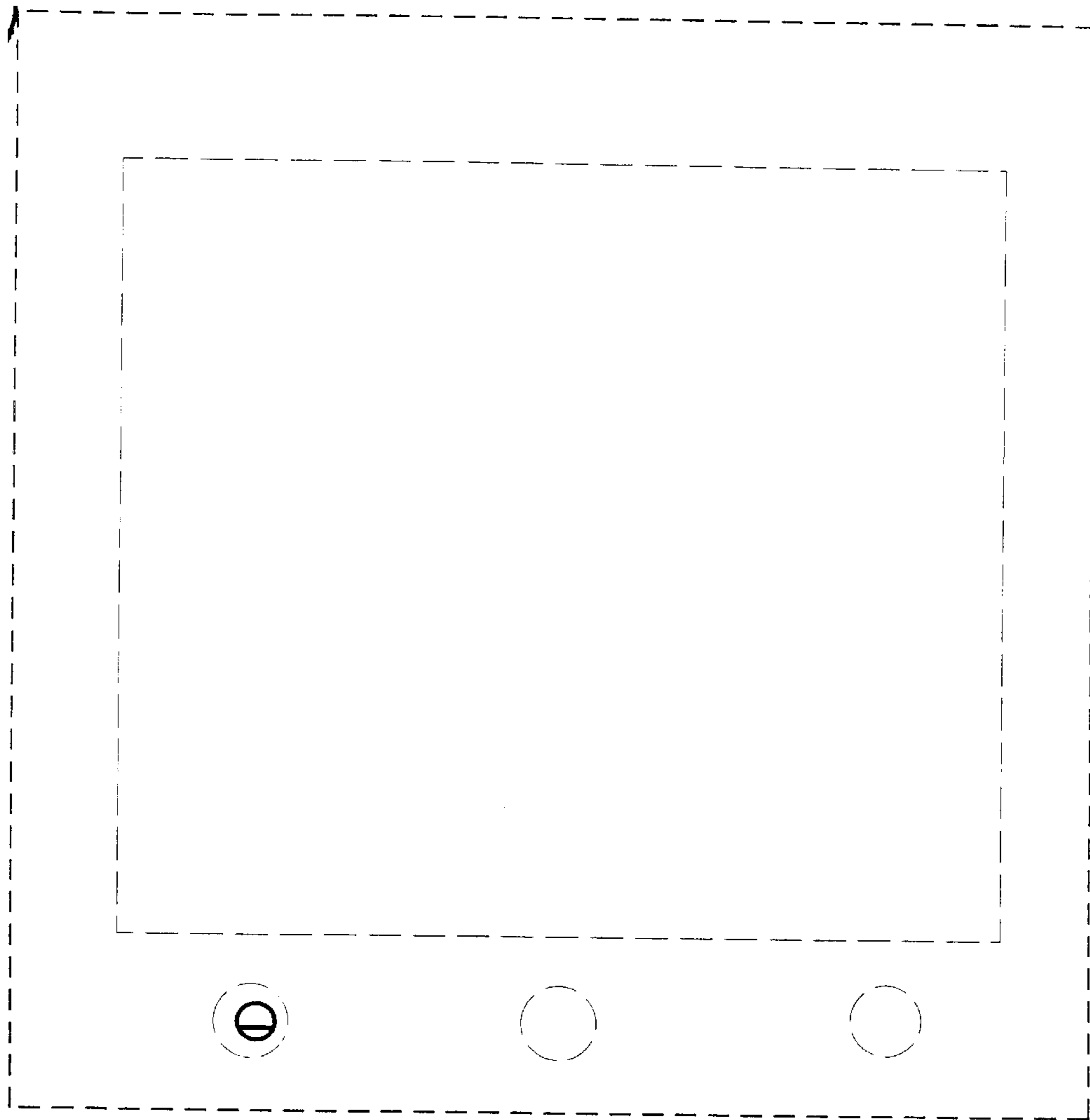


FIG. 1




FIG. 2