



US00D521007S

(12) **United States Design Patent**
Huang et al.

(10) **Patent No.:** **US D521,007 S**

(45) **Date of Patent:** **** May 16, 2006**

(54) **COMPUTER FRONT BEZEL**

(75) Inventors: **Xia Huang**, Shenzhen (CN); **Chun-Chi Liang**, Tu-Cheng (TW); **Jing-Renn Yu**, Tu-Cheng (TW); **Yun-Dong Xu**, Shenzhen (CN); **Yu Wang**, Shenzhen (CN)

(73) Assignee: **Hon Hai Precision Ind. Co., Ltd.**, Taipei Hsien (TW)

(**) Term: **14 Years**

(21) Appl. No.: **29/231,823**

(22) Filed: **Jun. 9, 2005**

(30) **Foreign Application Priority Data**

Apr. 15, 2005 (CN) 2005 3 0057279

(51) **LOC (8) Cl.** **14-02**

(52) **U.S. Cl.** **D14/444**

(58) **Field of Classification Search** D14/441-446;
D13/162, 184, 199; 312/223.2; 360/99.01-99.12;
361/680-686, 690-696; 369/34.01, 36.01
See application file for complete search history.

(56) **References Cited**

U.S. PATENT DOCUMENTS

5,169,218 A * 12/1992 Chu 312/223.2

D425,044 S * 5/2000 Jean et al. D14/446
D431,825 S * 10/2000 Jean et al. D14/444
D439,254 S * 3/2001 Zhao D14/441
D459,357 S * 6/2002 Lo D14/444

* cited by examiner

Primary Examiner—Freda S. Nunn

(74) *Attorney, Agent, or Firm*—Wei Te Chung

(57) **CLAIM**

The ornamental design for a computer front bezel, as shown and described.

DESCRIPTION

FIG. 1 is a perspective view of a computer front bezel of our new design;

FIG. 2 is a front elevational view thereof;

FIG. 3 is a rear elevational view thereof;

FIG. 4 is a left side elevational view thereof;


FIG. 5 is a right side elevational view thereof;

FIG. 6 is a top plan view thereof;

FIG. 7 is a bottom plan view thereof; and,

FIG. 8 is a perspective view thereof being mounted to a computer case which is shown in broken lines for illustrative purposes only and forms no part of the claimed design.

1 Claim, 6 Drawing Sheets






FIG. 1

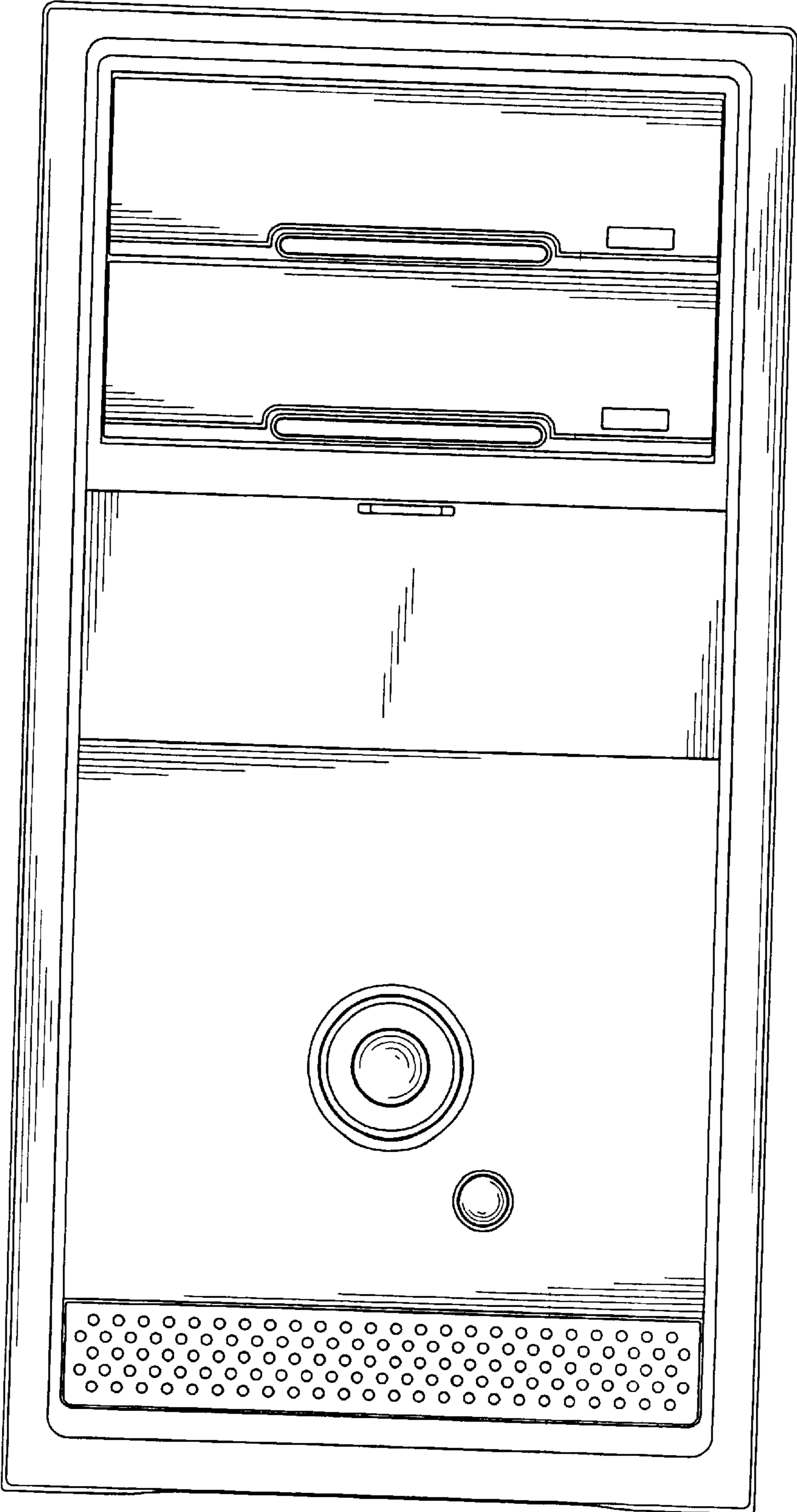


FIG. 2

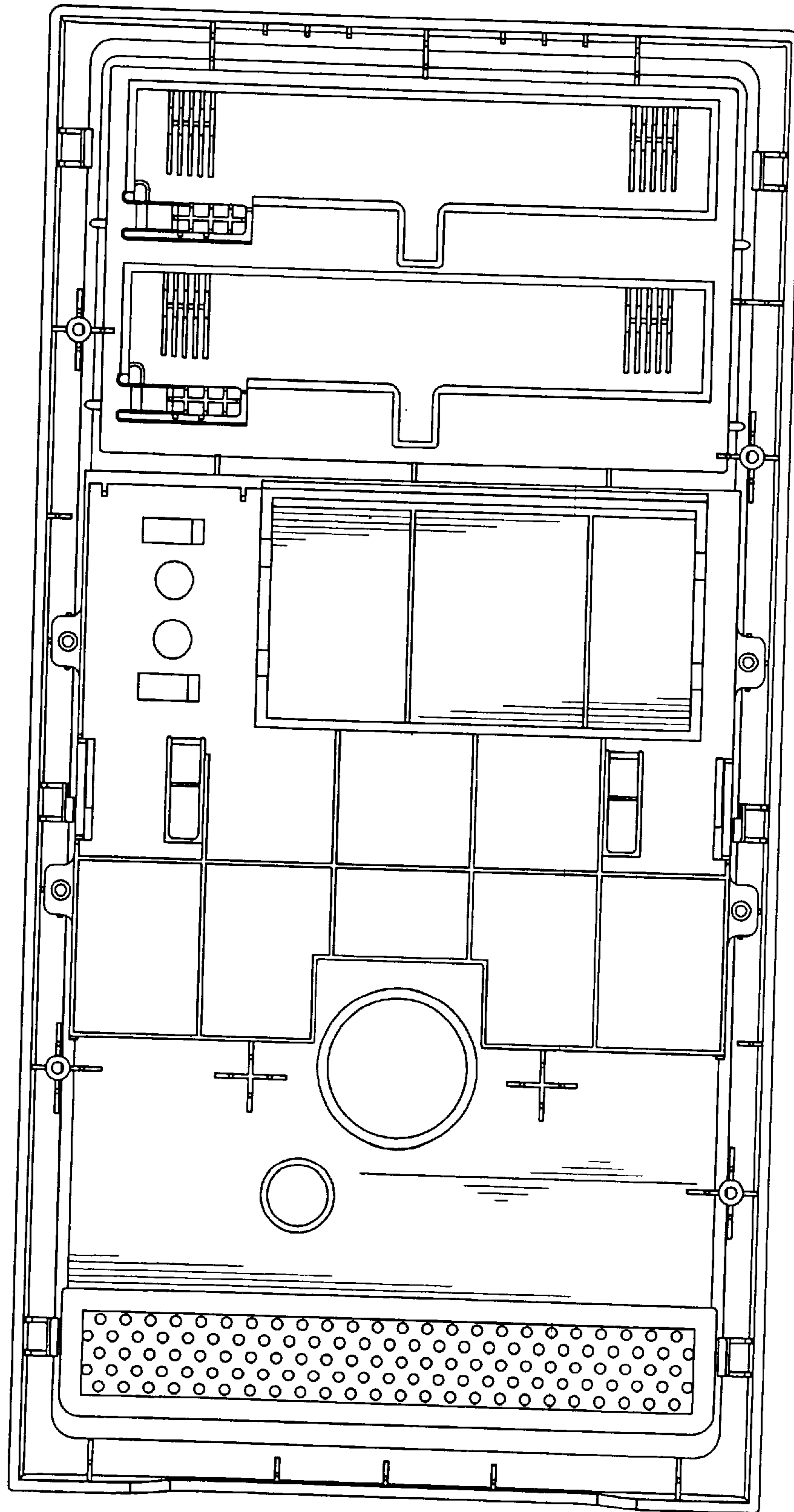


FIG. 3

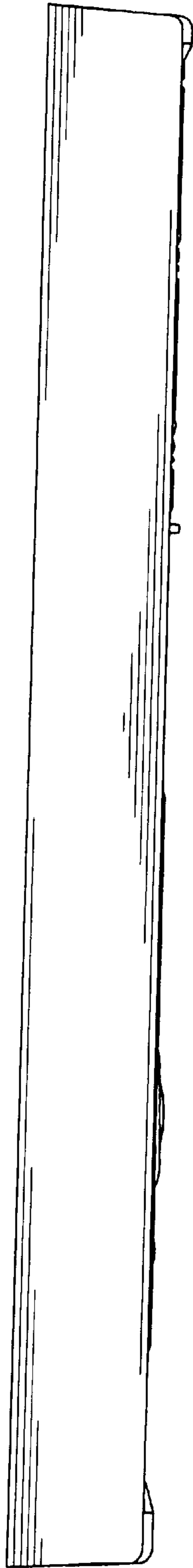


FIG. 4

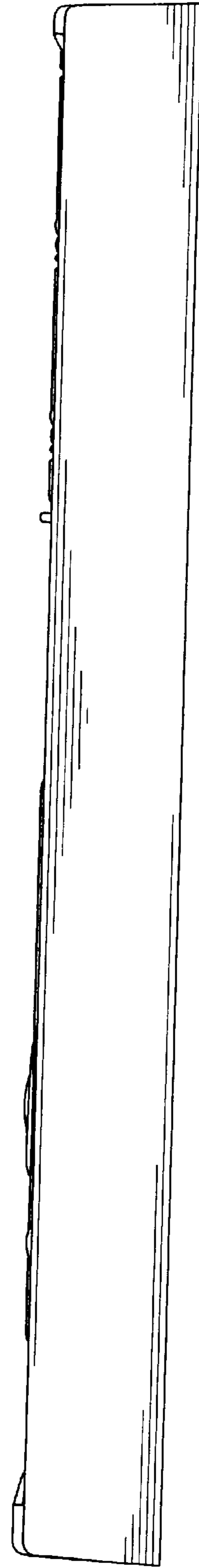


FIG. 5

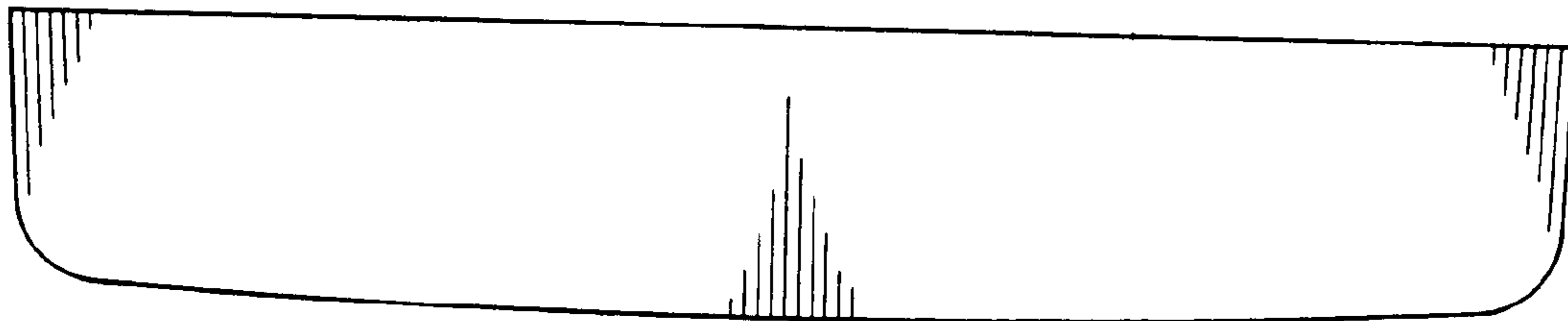


FIG. 6

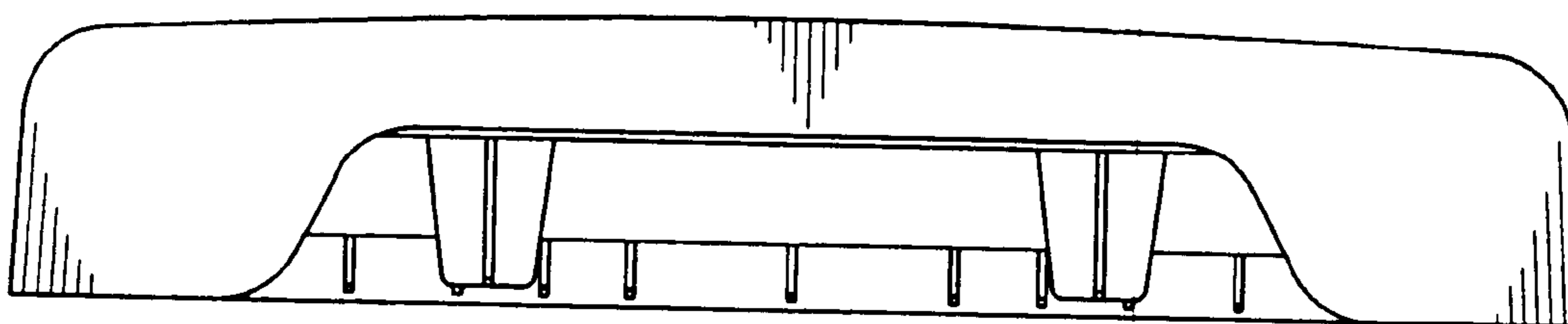


FIG. 7

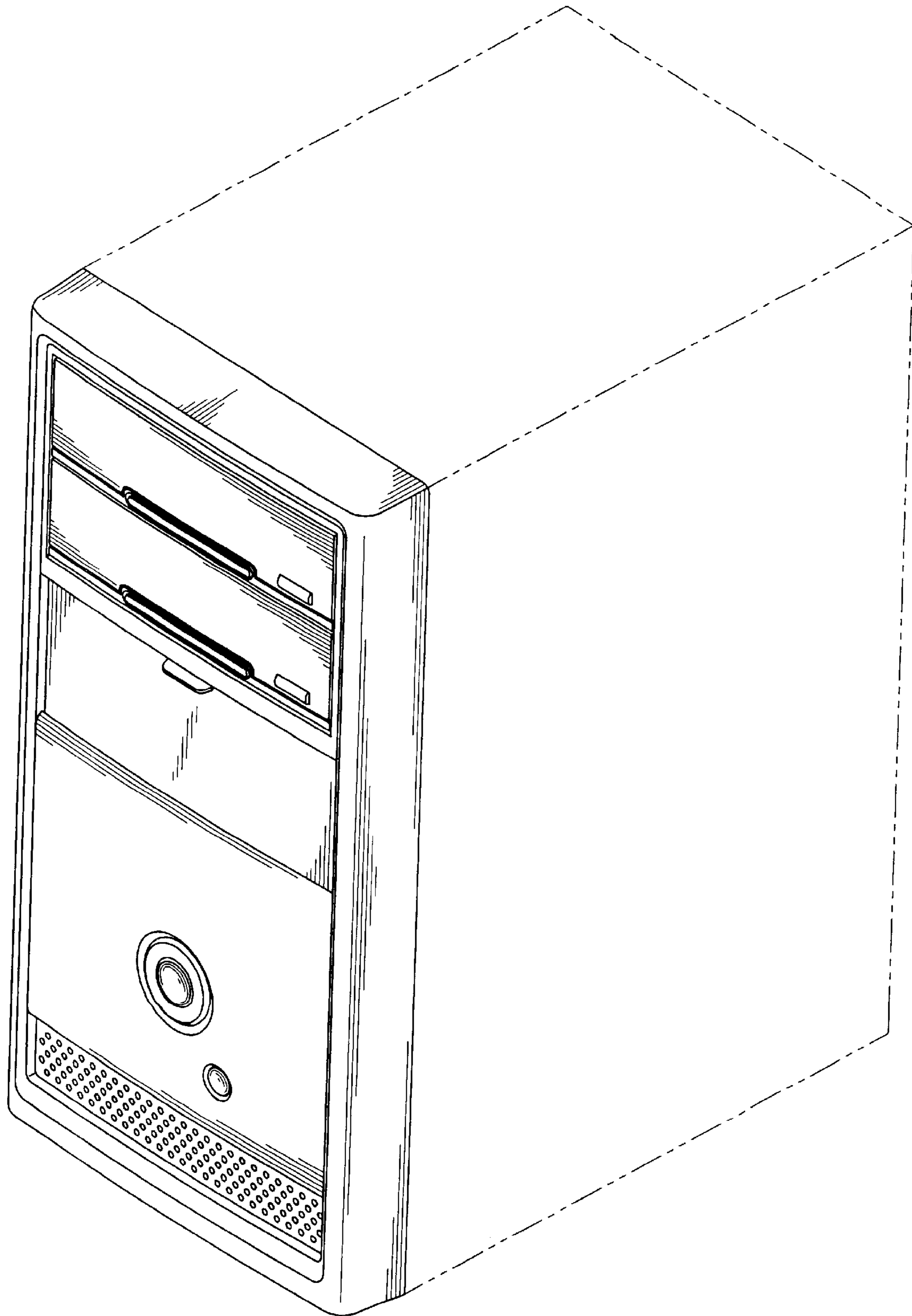


FIG. 8