

US00D520978S

(12) **United States Design Patent**
Lee

(10) **Patent No.:** **US D520,978 S**
(45) **Date of Patent:** **** May 16, 2006**

(54) **CELLULAR PHONE**

(75) Inventor: **Young-Keun Lee**, Seoul (KR)

(73) Assignee: **Samsung Electronics Co., Ltd.** (KR)

(**) Term: **14 Years**

(21) Appl. No.: **29/221,019**

(22) Filed: **Jan. 10, 2005**

(30) **Foreign Application Priority Data**

Oct. 29, 2004 (KR) 30-2004-0033242

(51) **LOC (8) Cl.** **14-03**

(52) **U.S. Cl.** **D14/138**

(58) **Field of Classification Search** D14/137,
D14/138, 147-148, 247-248, 144, 341-347;
379/433.01-433.13, 434; D21/517; 455/575.3,
455/566, 575.1; 345/169

See application file for complete search history.

(56) **References Cited**

U.S. PATENT DOCUMENTS

D445,412 S	*	7/2001	Lee et al.	D14/138
D487,443 S	*	3/2004	Yoon	D14/138
D493,439 S	*	7/2004	Hong et al.	D14/138
D495,672 S	*	9/2004	Jeon et al.	D14/138
D498,734 S	*	11/2004	Joung	D14/138
D500,480 S	*	1/2005	Daw	D14/138
D500,994 S	*	1/2005	Lee et al.	D14/138
D501,457 S	*	2/2005	Lee et al.	D14/138
D501,838 S	*	2/2005	Kim et al.	D14/138
D502,458 S	*	3/2005	Chung et al.	D14/138
D505,125 S	*	5/2005	Ahn et al.	D14/138

D505,126 S	*	5/2005	Ahn et al.	D14/138
D506,454 S	*	6/2005	Kim et al.	D14/138
D507,787 S	*	7/2005	Ahn et al.	D14/138
D508,030 S	*	8/2005	Jeoung et al.	D14/138
D508,032 S	*	8/2005	Kim et al.	D14/138
D508,034 S	*	8/2005	Liao	D14/138
D510,078 S	*	9/2005	Lee et al.	D14/138
D510,079 S	*	9/2005	Kim et al.	D14/138
2004/0209645 A1	*	10/2004	Park et al.	455/556.1
2005/0003852 A1	*	1/2005	Song	455/550.1

FOREIGN PATENT DOCUMENTS

JP	1154363	*	9/2002
JP	1183170	*	8/2003
JP	1188710	*	10/2003

* cited by examiner

Primary Examiner—Jeffrey Asch

(74) *Attorney, Agent, or Firm*—Cantor Colburn LLP

(57) **CLAIM**

I claim, the ornamental design for a cellular phone, as shown and described.

DESCRIPTION

FIG. 1 is a top and front perspective view of a cellular phone, showing our new design;
FIG. 2 is a front elevational view thereof;
FIG. 3 is a rear elevational view thereof;
FIG. 4 is a left side elevational view thereof;
FIG. 5 is a right side elevational view thereof;
FIG. 6 is a top elevational view thereof; and,
FIG. 7 is a bottom elevational view thereof.

1 Claim, 3 Drawing Sheets

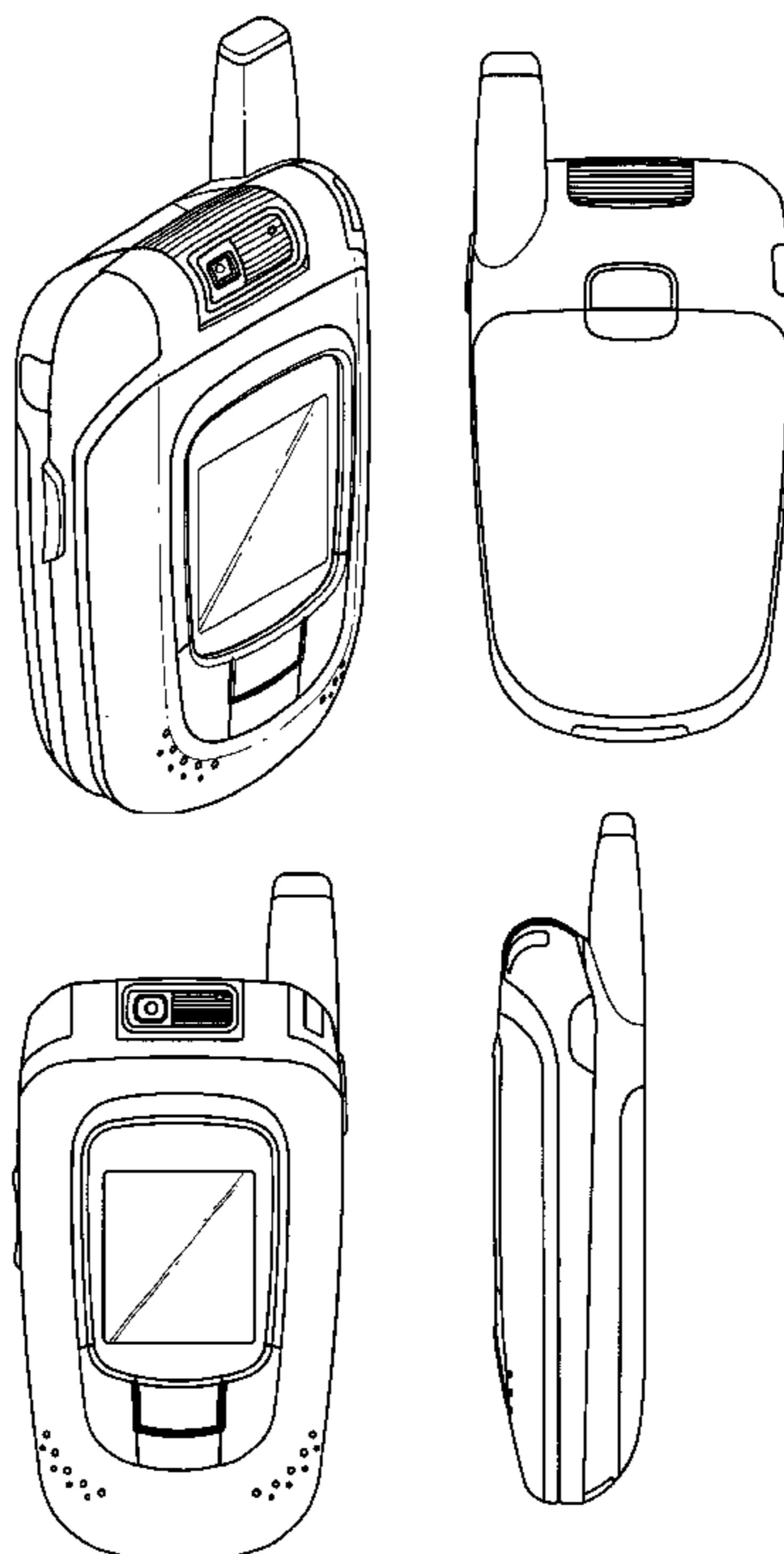


FIG. 1

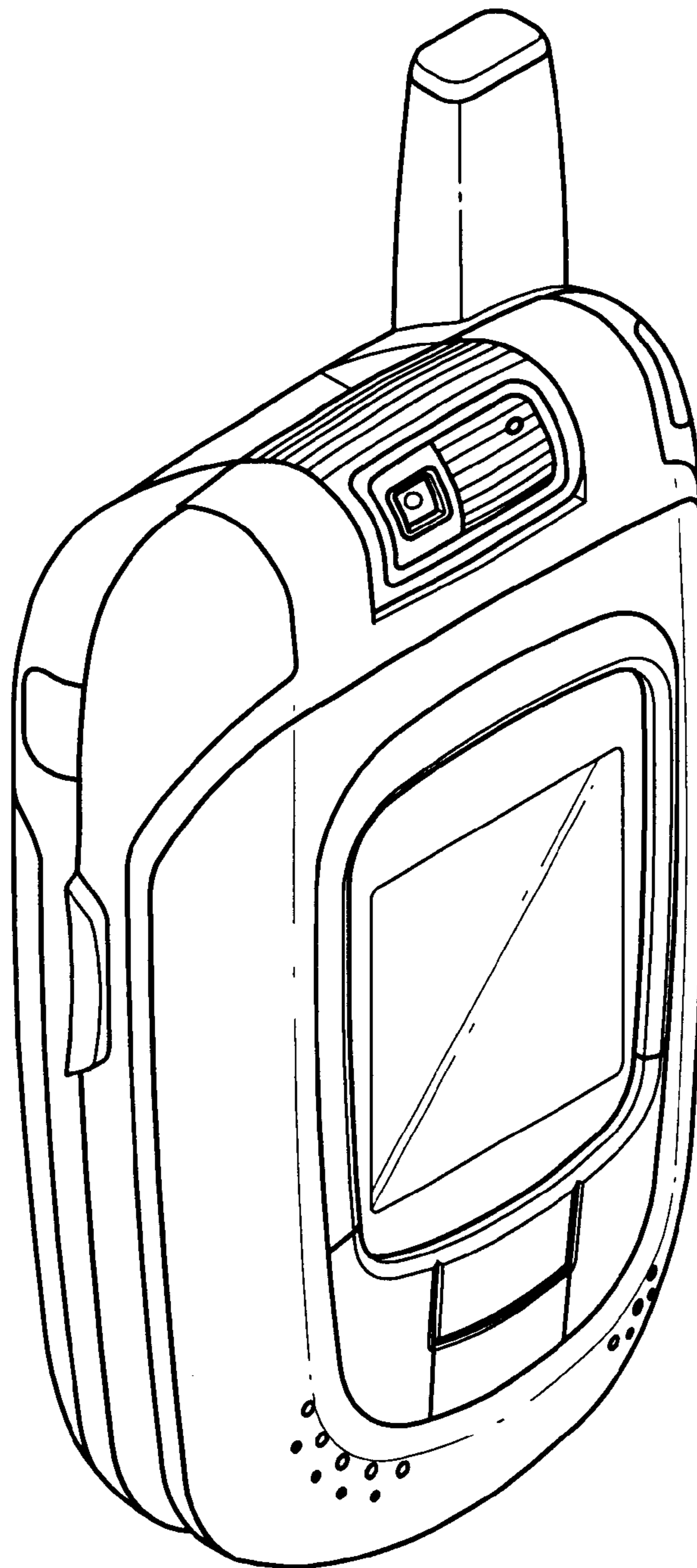


FIG. 2

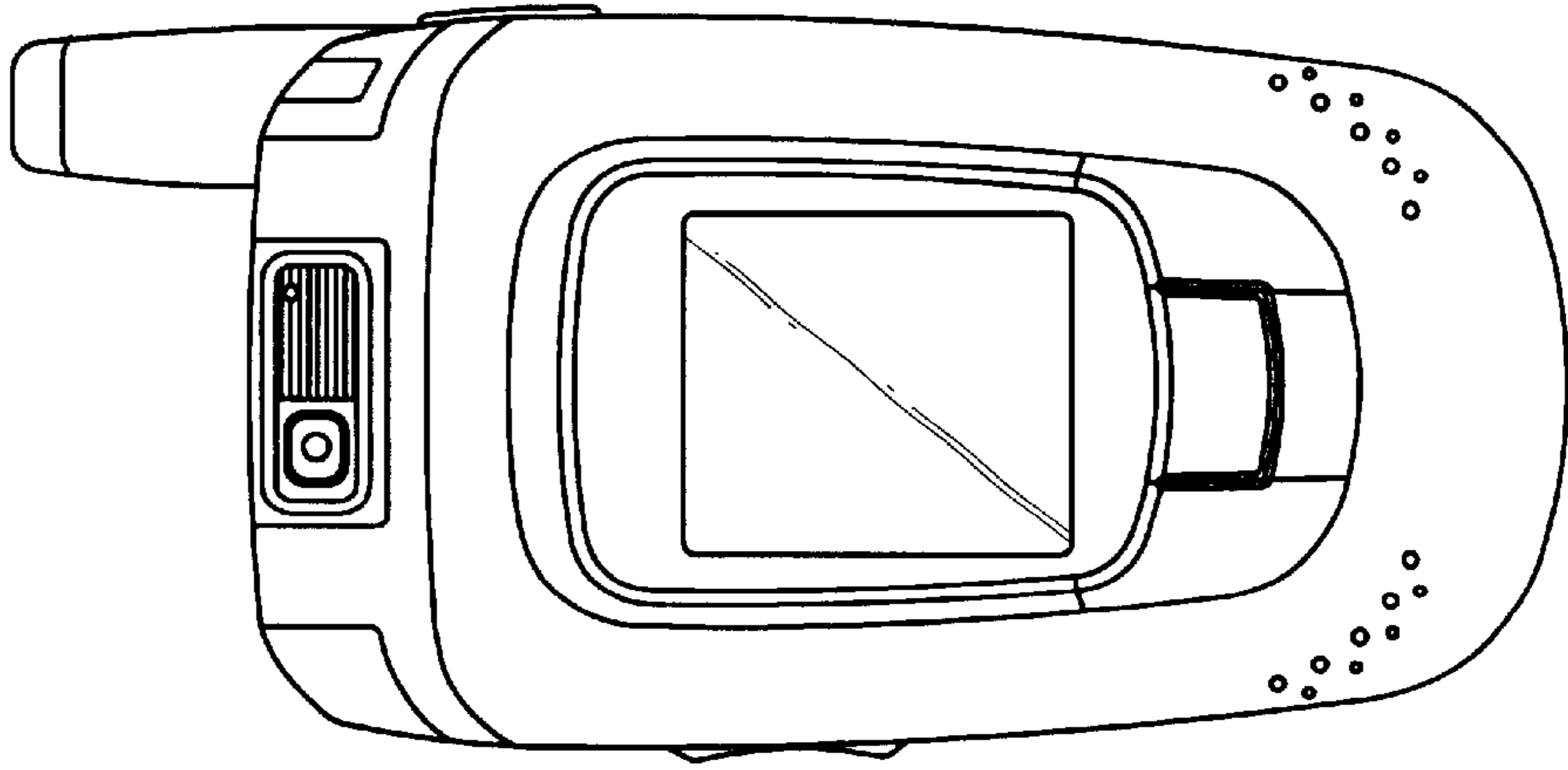


FIG. 3

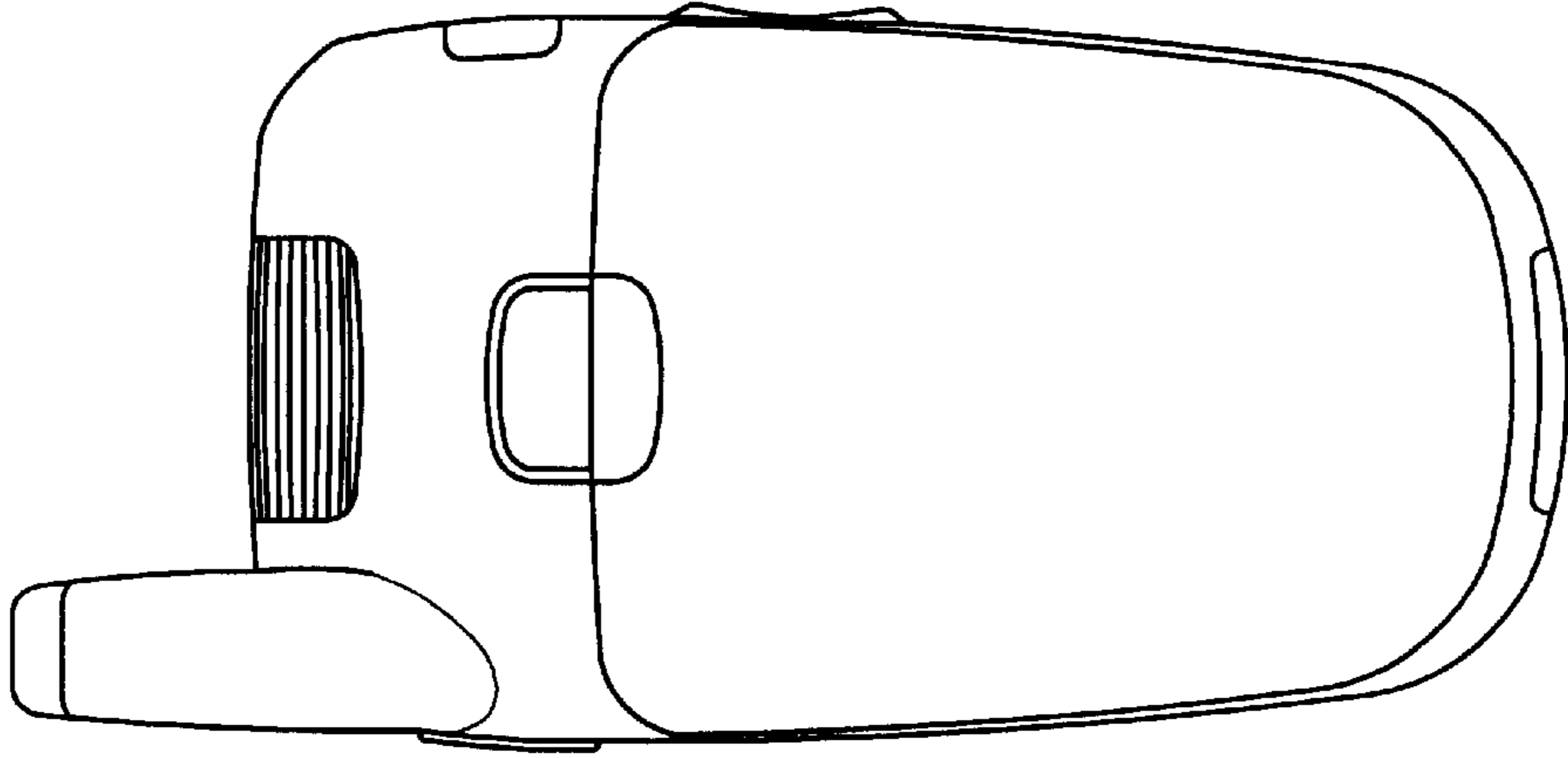


FIG. 4

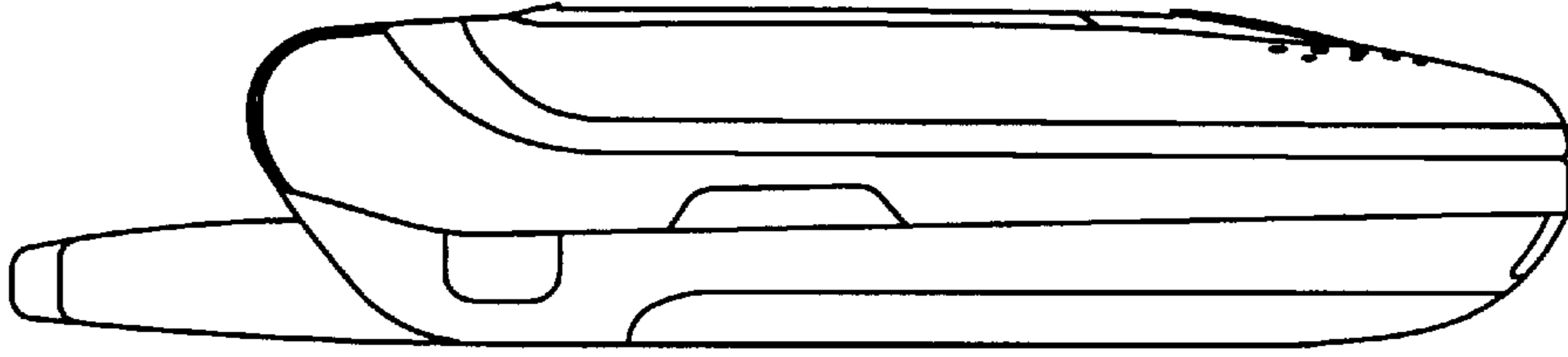


FIG. 5




FIG. 6




FIG. 7

