



US00D520938S

(12) **United States Design Patent**
Badillo

(10) **Patent No.:** **US D520,938 S**

(45) **Date of Patent:** **** May 16, 2006**

(54) **MULTI-PURPOSE STORAGE RACK FOR A SPORT UTILITY VEHICLE**

(75) Inventor: **Paul Badillo**, Littleton, CO (US)

(73) Assignee: **Intelligent Designs 2000 Corp.**, Denver, CO (US)

(**) Term: **14 Years**

(21) Appl. No.: **29/233,827**

(22) Filed: **Jul. 8, 2005**

Related U.S. Application Data

(62) Division of application No. 29/177,928, filed on Mar. 17, 2003, now Pat. No. Des. 508,015.

(51) **LOC (8) Cl.** **12-16**

(52) **U.S. Cl.** **D12/412**

(58) **Field of Classification Search** D12/406, D12/412, 414, 414.1; 293/37.1, 3, 100; 224/309-310, 224/315-316, 323-329, 400; D6/552; D3/304-306; 280/760-762, 848, 727, 769

See application file for complete search history.

(56) **References Cited**

U.S. PATENT DOCUMENTS

2,387,779	A	*	10/1945	Strauss	224/325
3,215,323	A	*	11/1965	Bonitt	224/325
D406,557	S	*	3/1999	Bentley	D12/412
D413,562	S	*	9/1999	Van Dusen et al.	D12/412
D422,553	S	*	4/2000	VonDuyke	D12/412
D434,364	S	*	11/2000	Bauer et al.	D12/412
D434,718	S	*	12/2000	Kreisler	D12/412
D435,510	S	*	12/2000	Quidort	D12/412
6,425,508	B1	*	7/2002	Cole et al.	224/325

D470,451	S	*	2/2003	Bushart et al.	D12/412
6,581,813	B1	*	6/2003	Bove et al.	224/324
D477,562	S	*	7/2003	McCoy et al.	D12/406
D481,003	S	*	10/2003	Bauer et al.	D12/412

* cited by examiner

Primary Examiner—Stacia Cadmus

(74) *Attorney, Agent, or Firm*—Sheridan Ross P.C.

(57) **CLAIM**

The ornamental design for a multi-purpose storage rack for a sport utility vehicle, as shown and described.

DESCRIPTION

FIG. 1 is a top plan view of a multi-purpose storage rack for a sport utility vehicle;

FIG. 2 is a left elevation view of the design illustrated in FIG. 1;

FIG. 3 is a right elevation view of the design illustrated in FIG. 1;

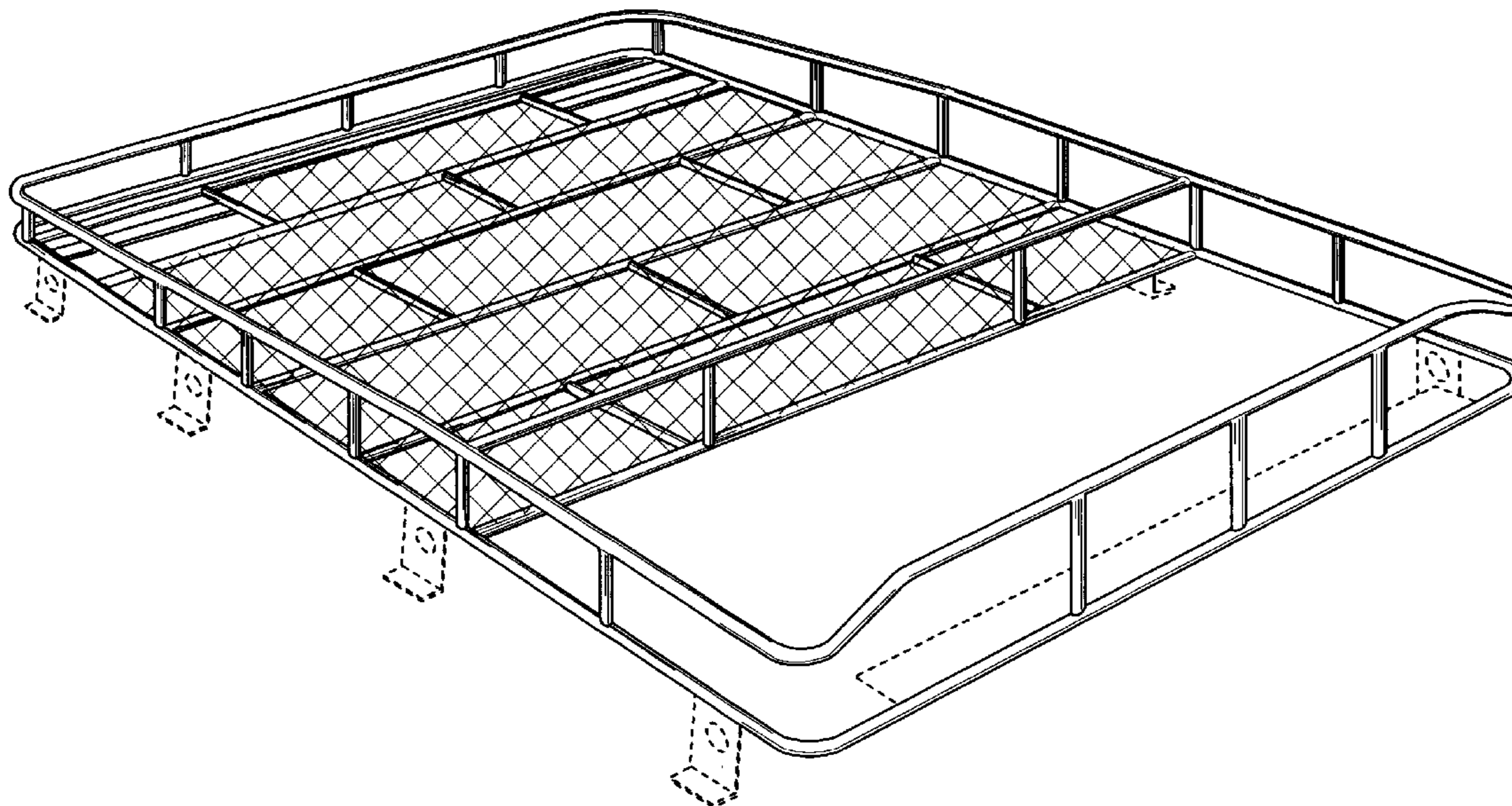
FIG. 4 is a front elevation view of the design illustrated in FIG. 1;

FIG. 5 is a perspective view of the design illustrated in FIG. 1;

FIG. 6 is a perspective view of a second embodiment of the multi-purpose storage rack for a sport utility vehicle shown in FIG. 1, the only difference being that this configuration includes the addition of mesh in the forward area of the rack; and,

FIG. 7 is a perspective view of a multi-purpose storage rack for a sport utility vehicle showing the new design positioned opposite a sport utility vehicle, the broken lines showing environment for illustrative purposes only and forming no part of the claimed design.

1 Claim, 4 Drawing Sheets



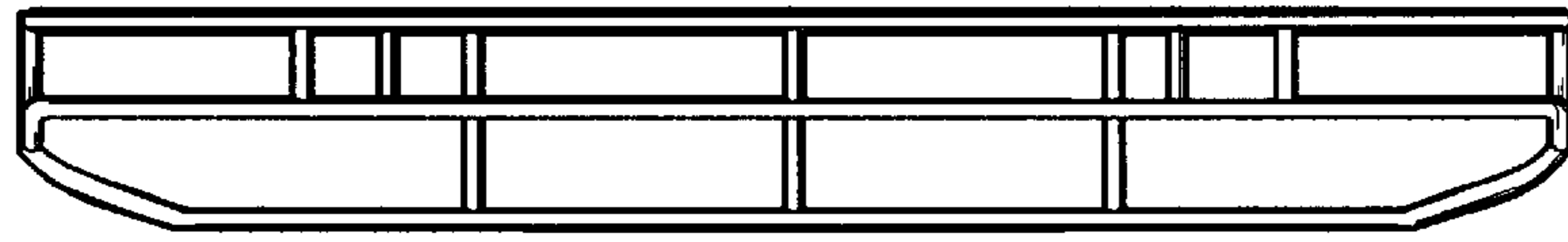


FIG. 3




FIG. 1

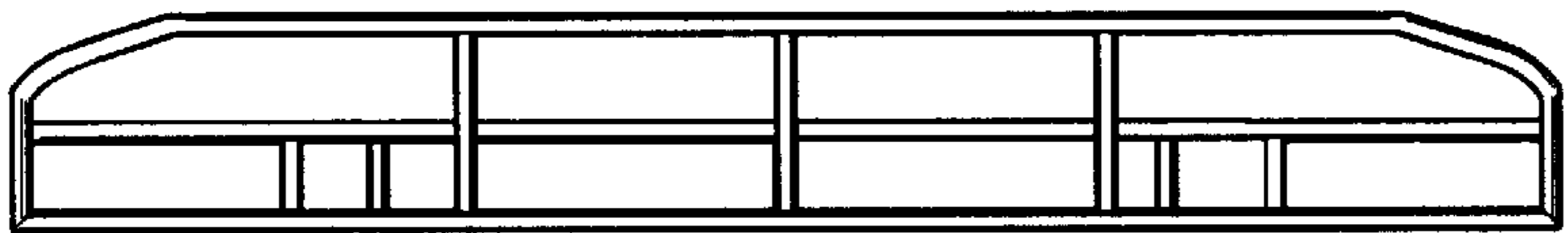


FIG. 2

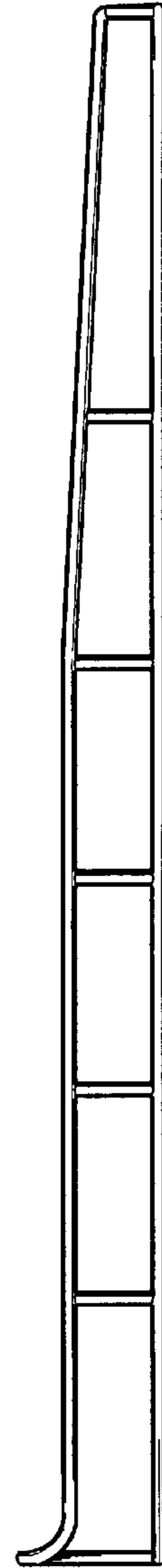


FIG. 4

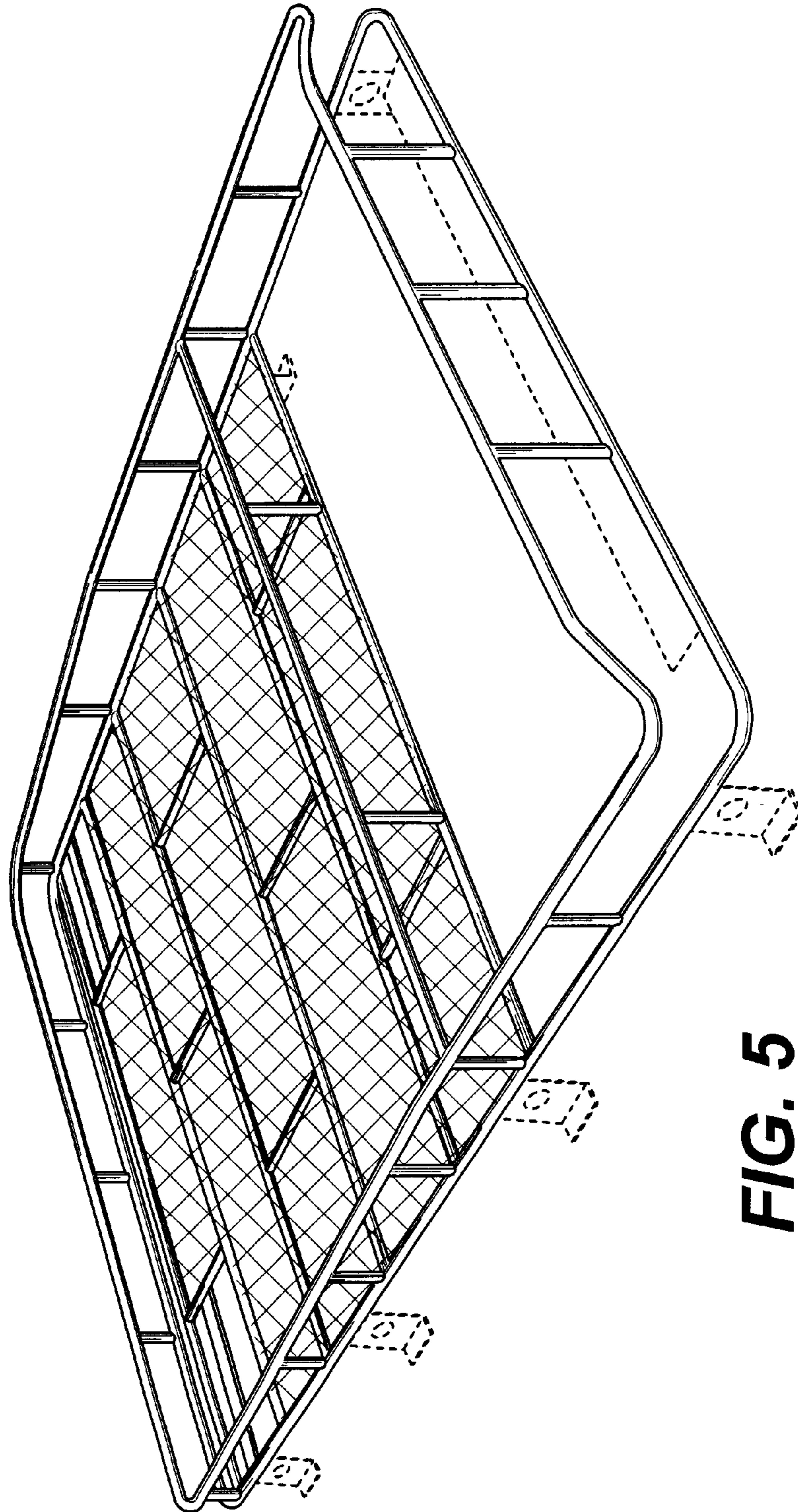


FIG. 5

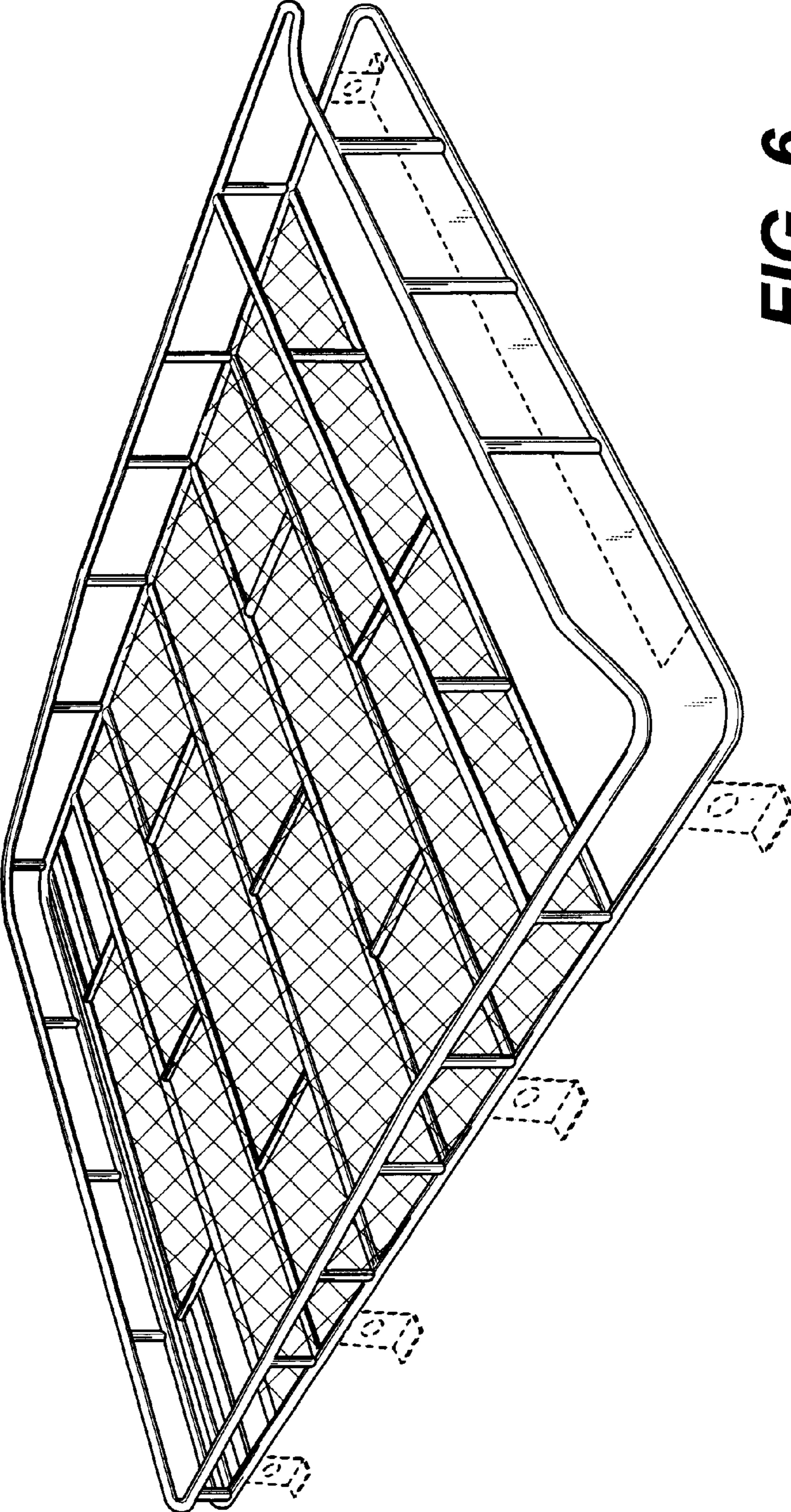


FIG. 6

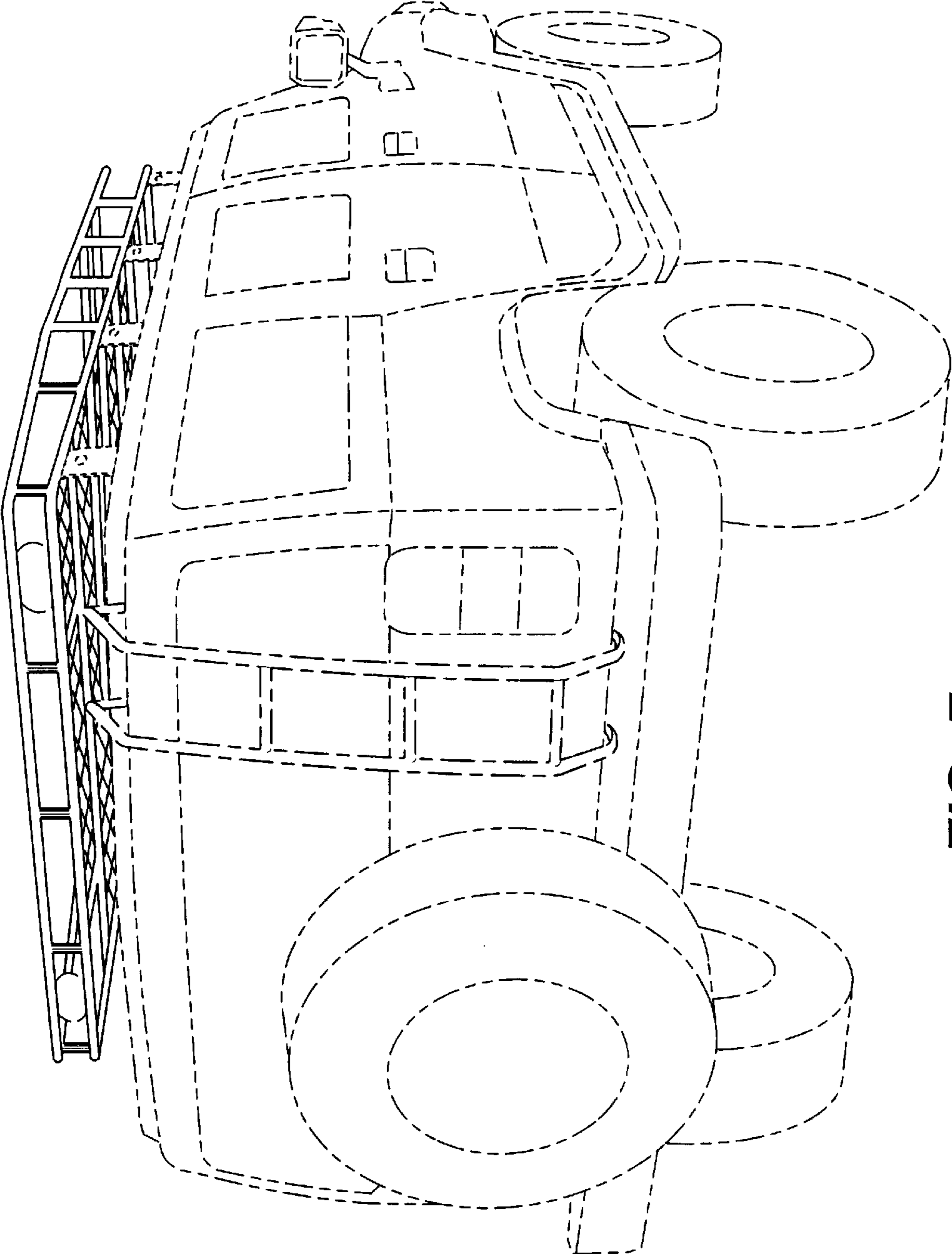


FIG. 7