

US00D520931S

(12) **United States Design Patent**
Hieke

(10) **Patent No.:** **US D520,931 S**

(45) **Date of Patent:** **** May 16, 2006**

(54) **FRONT FACE OF A VEHICLE WHEEL**

(75) Inventor: **Claus Hieke**, Sindelfingen (DE)

(73) Assignee: **DaimlerChrysler AG**, Stuttgart (DE)

(**) Term: **14 Years**

(21) Appl. No.: **29/220,556**

(22) Filed: **Jan. 4, 2005**

(30) **Foreign Application Priority Data**

Jul. 7, 2004 (DE) 4 04 03 902

(51) **LOC (8) Cl.** **12-16**

(52) **U.S. Cl.** **D12/211**

(58) **Field of Classification Search** D12/204-213;
301/37.101, 64.101, 65

See application file for complete search history.

(56) **References Cited**

U.S. PATENT DOCUMENTS

D225,626 S * 12/1972 Davidson D12/209
D406,807 S * 3/1999 Shikado D12/211
D416,850 S * 11/1999 Cohen et al. D12/211
D450,649 S * 11/2001 Penzes D12/211

D466,851 S * 12/2002 Pfeiffer et al. D12/211
D473,836 S * 4/2003 Laengerer D12/211
D499,686 S * 12/2004 Song D12/211

* cited by examiner

Primary Examiner—Stacia Cadmus

(74) *Attorney, Agent, or Firm*—Crowell & Moring LLP

(57) **CLAIM**

The ornamental design for a front face of a vehicle wheel,
as shown and described.

DESCRIPTION

FIG. 1 is a front view of a first embodiment of a front face
of a vehicle wheel according to my novel design;



FIG. 2 is a perspective view of the first embodiment of the
front face of a vehicle wheel according to my novel design;

FIG. 3 is a front view of a second embodiment of the front
face of a vehicle wheel according to my novel design; and,

FIG. 4 is a perspective view of the second embodiment of
the front face of a vehicle wheel according to my novel
design.

The broken lines are for illustrative purposes only and form
no part of the claimed design.

1 Claim, 2 Drawing Sheets



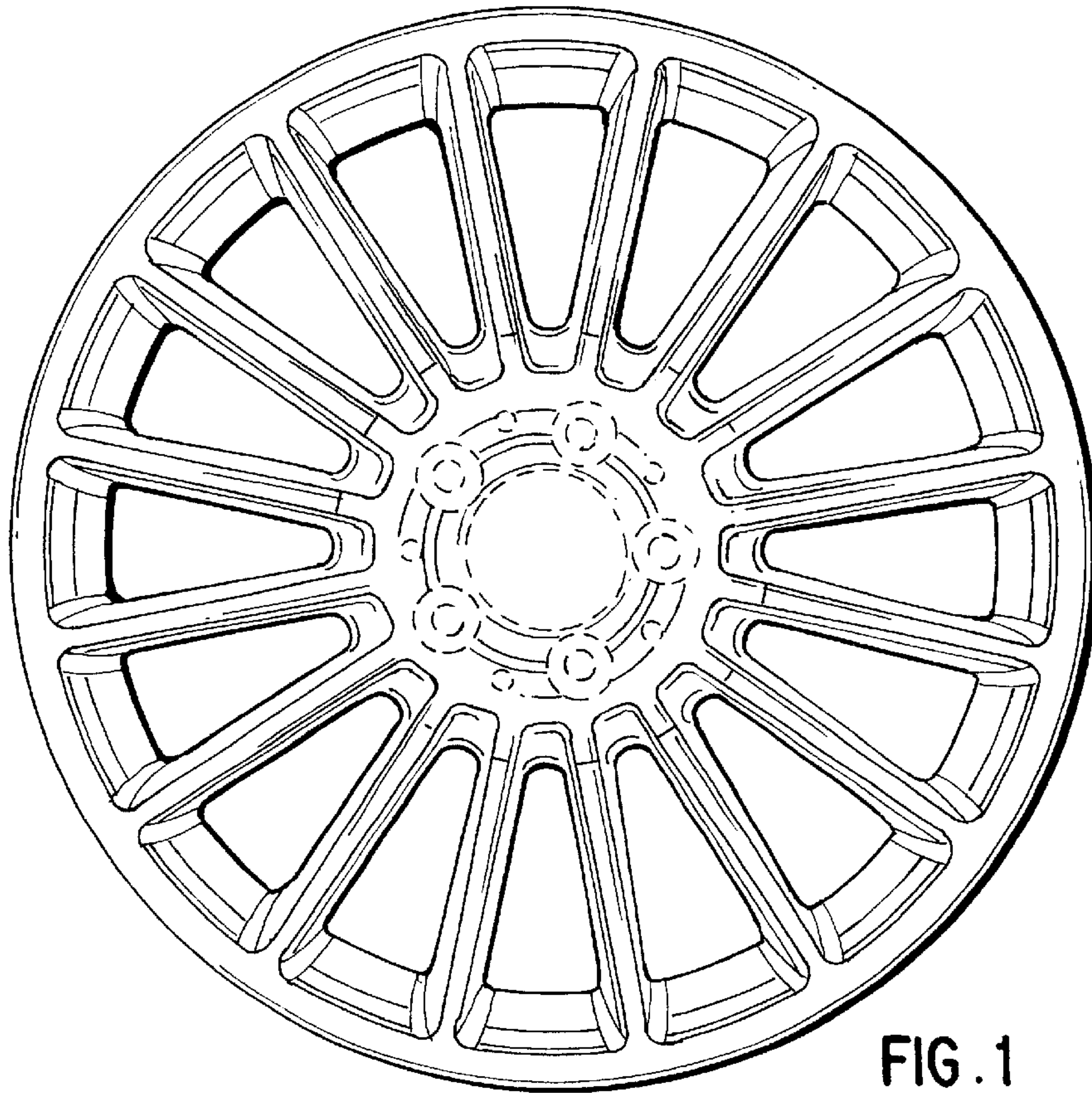


FIG. 1

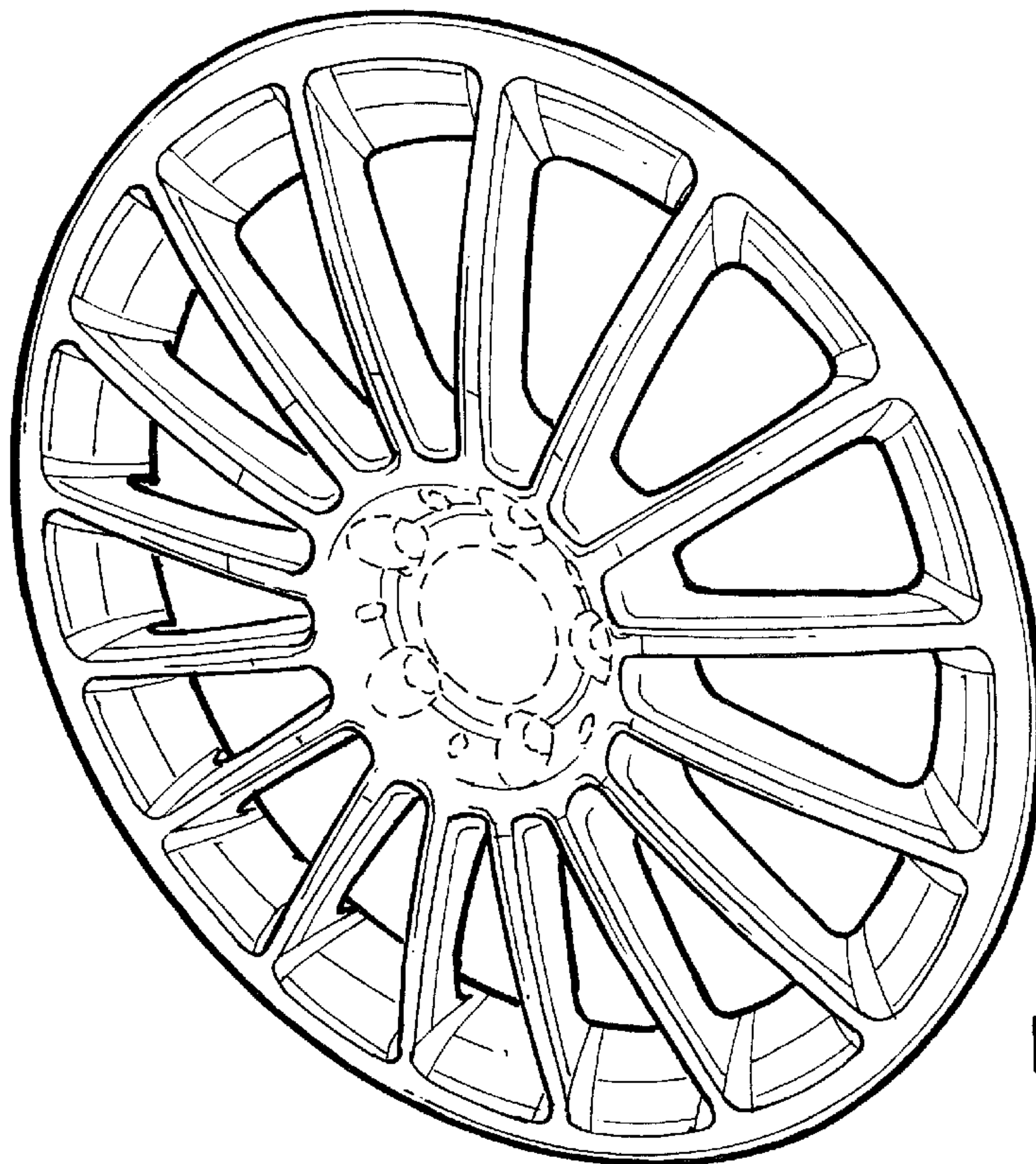


FIG. 2

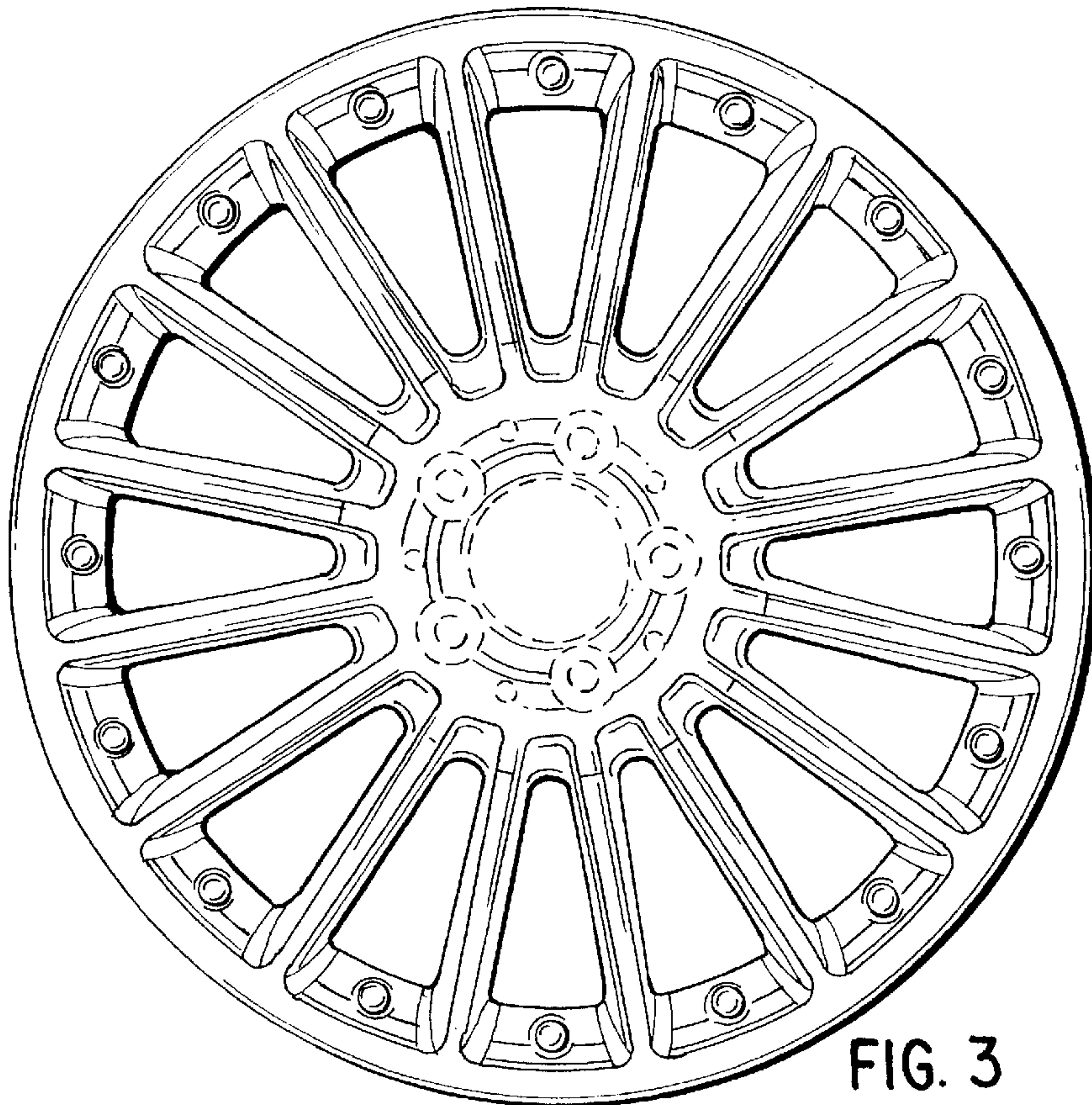


FIG. 3




FIG. 4