



US00D520926S

(12) **United States Design Patent**
Boyer et al.

(10) **Patent No.:** **US D520,926 S**

(45) **Date of Patent:** **** May 16, 2006**

(54) **SIDE PORTIONS OF A UTILITY TRUCK BODY**

(75) Inventors: **Thomas J. Boyer**, Wooster, OH (US);
Jeffery D. Gorenc, Median, OH (US);
James A. Kraschinsky, Wooster, OH (US)

(73) Assignee: **Stahl/Scott Fetzer Company**, Wooster, OH (US)

(**) Term: **14 Years**

(21) Appl. No.: **29/202,284**

(22) Filed: **Mar. 29, 2004**

(51) **LOC (8) Cl.** **12-16**

(52) **U.S. Cl.** **D12/196**

(58) **Field of Classification Search** D12/196,
D12/98, 15, 14; 296/183.1, 21, 24.3, 24.43
See application file for complete search history.

(56) **References Cited**

U.S. PATENT DOCUMENTS

- D342,930 S * 1/1994 Lewellen et al. D12/196
- D351,817 S * 10/1994 Lewellen et al. D12/98
- D382,834 S * 8/1997 Perlman et al. D12/98

- D385,224 S * 10/1997 Aros et al. D12/98
- D388,756 S * 1/1998 Perlman et al. D12/196
- D414,137 S * 9/1999 Aros et al. D12/98
- D414,138 S * 9/1999 McKinney D12/98
- D414,139 S * 9/1999 Aros et al. D12/98
- D445,387 S * 7/2001 Waldeck D12/196

* cited by examiner

Primary Examiner—Melody N. Brown

(74) *Attorney, Agent, or Firm*—Pearne & Gordon LLP

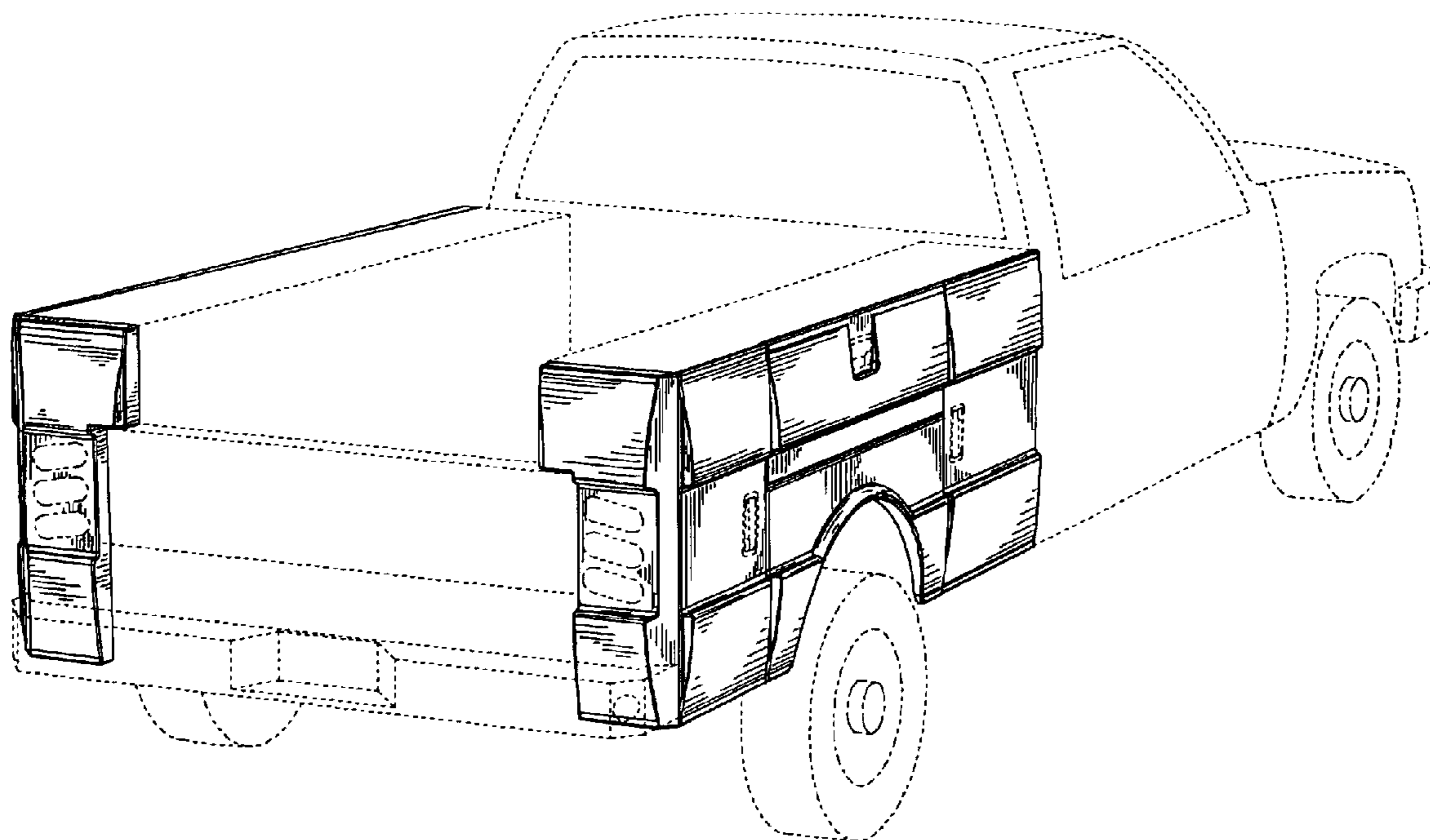
(57) **CLAIM**

The ornamental design for a side portions of a utility truck body, as shown and described.

DESCRIPTION

FIG. 1 is a perspective view of a side portions of a utility truck body showing our new design;
 FIG. 2 is a right side elevational view thereof, the left side elevational view being identical;
 FIG. 3 is a rear elevational view thereof;
 FIG. 4 is a front elevational view thereof;
 FIG. 5 is a top plan view thereof; and,
 FIG. 6 is a bottom plan view thereof.
 The broken lines shown are for illustrative purposes only and form no part of the claimed design.

1 Claim, 5 Drawing Sheets



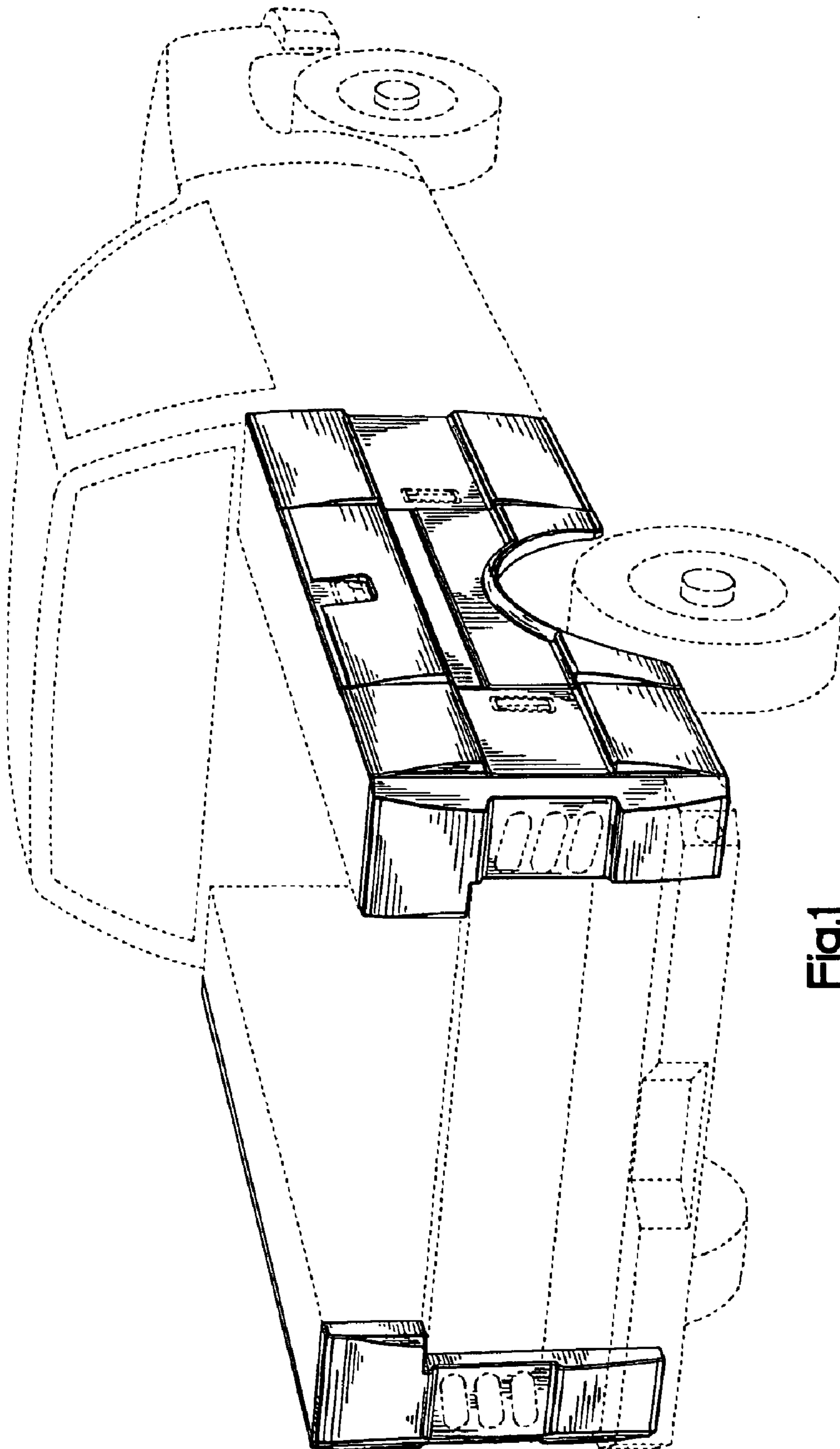


Fig.1

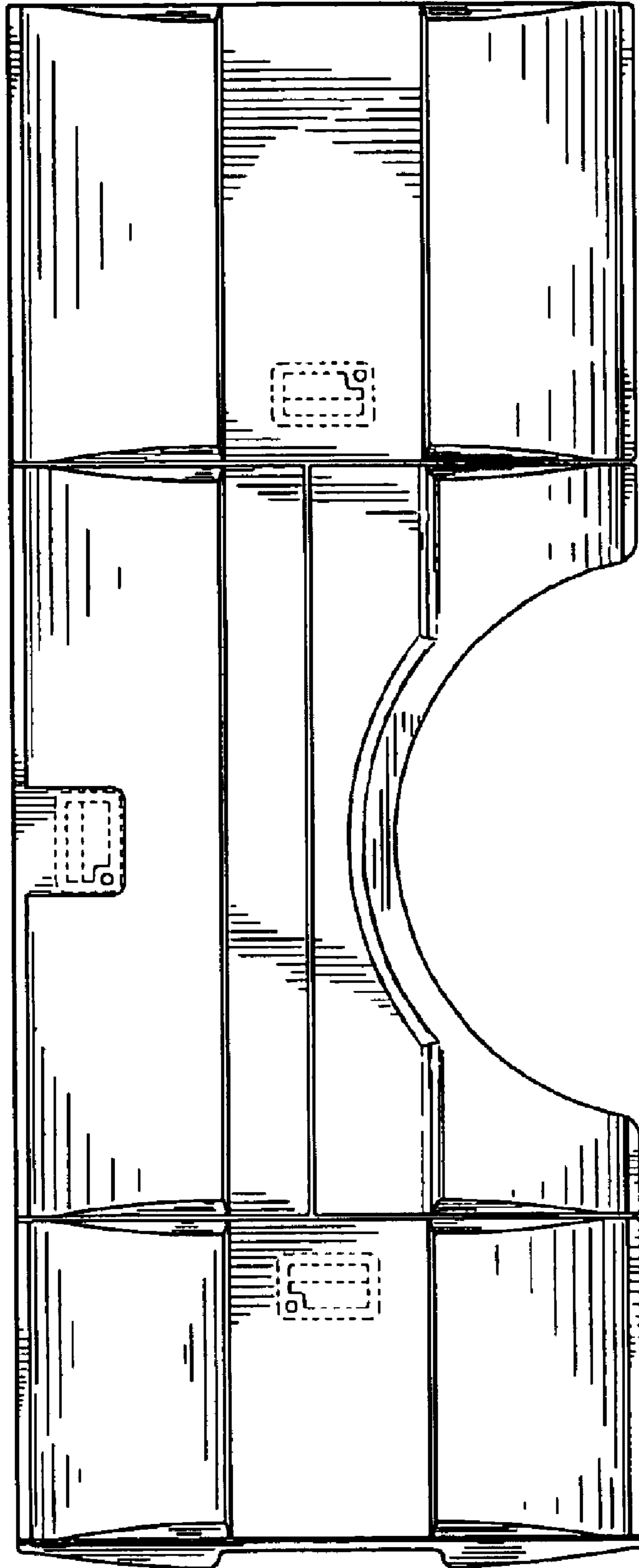


Fig.2

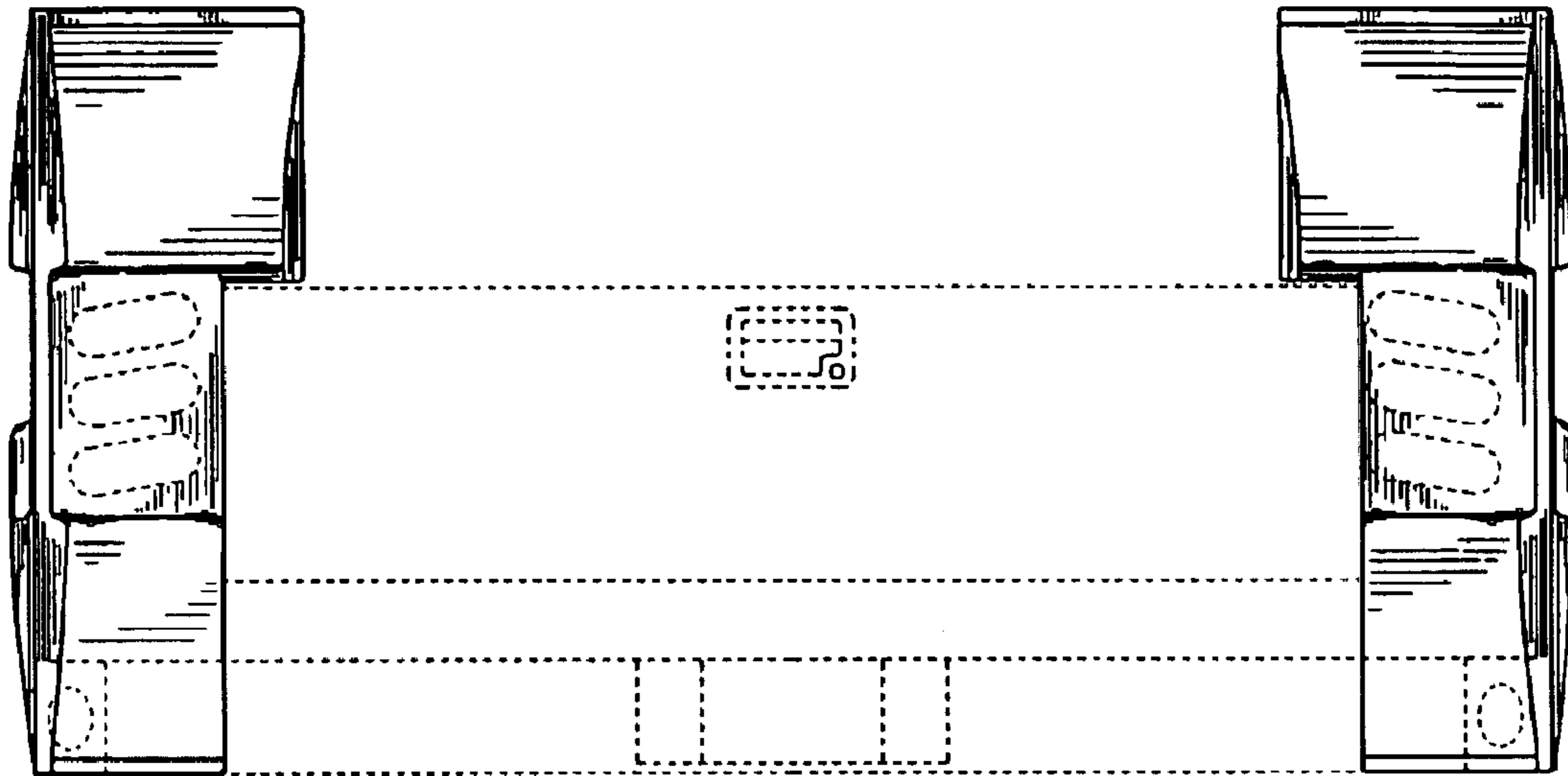


Fig.3




Fig.4




Fig.5




Fig.6