



US00D520918S

(12) **United States Design Patent**
Morrow et al.

(10) **Patent No.:** **US D520,918 S**

(45) **Date of Patent:** **** May 16, 2006**

(54) **KICK STAND**

(76) Inventors: **David D. Morrow**, 1344 Garnet Ave.,
San Diego, CA (US) 92109; **Hondre C.**
Moreno, 1344 Garnet Ave., San Diego,
CA (US) 92109

(**) Term: **14 Years**

(21) Appl. No.: **29/214,567**

(22) Filed: **Oct. 5, 2004**

(51) **LOC (8) Cl.** **12-11**

(52) **U.S. Cl.** **D12/120**

(58) **Field of Classification Search** D12/115,
D12/120; 280/293, 300, 301, 303, 304
See application file for complete search history.

(56) **References Cited**

U.S. PATENT DOCUMENTS

D27,632 S * 9/1897 Felton D12/115
D376,776 S * 12/1996 Gotschi et al. D12/10

* cited by examiner

Primary Examiner—Alan P. Douglas

Assistant Examiner—Linda Brooks

(74) *Attorney, Agent, or Firm*—Frank G. Morkunas

(57) **CLAIM**

We claim the ornamental design for the kick stand, as shown and described.

DESCRIPTION

FIG. 1 is a top plan view of a kick stand showing the new design.

FIG. 2 is a front view of a kick stand showing the new design.

FIG. 3 is bottom view of the kick stand showing the new design.

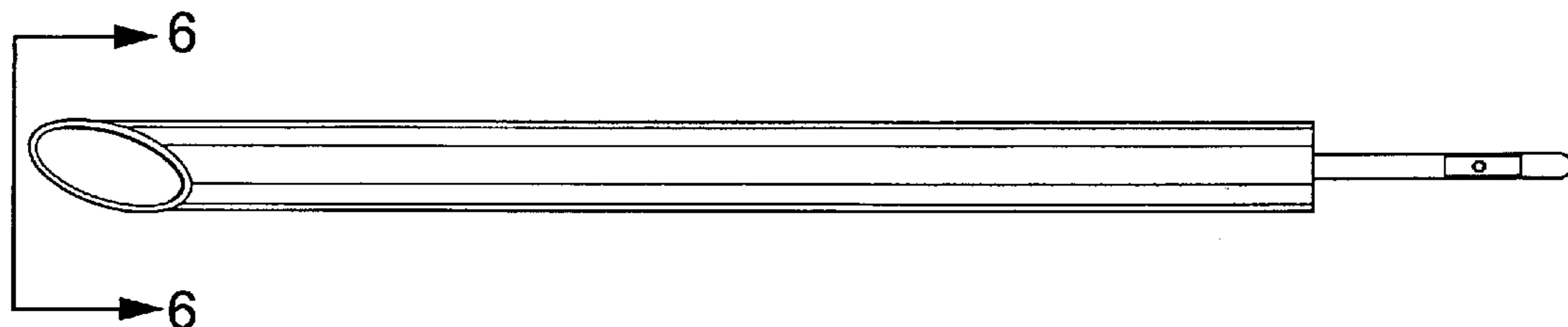
FIG. 4 is rear view of the kick stand showing the new design.

FIG. 5 is an end view of the kick stand as taken on line 5—5 of FIG. 1; and,

FIG. 6 is an end view of the kick stand as taken on line 6—6 of FIG. 2.

The phantom lines in the figures are intended only to aid in the understanding of the claimed design, are for illustration purposes only showing an article upon which the claimed design may be associated or applied, and form no part of the claimed design.

1 Claim, 2 Drawing Sheets



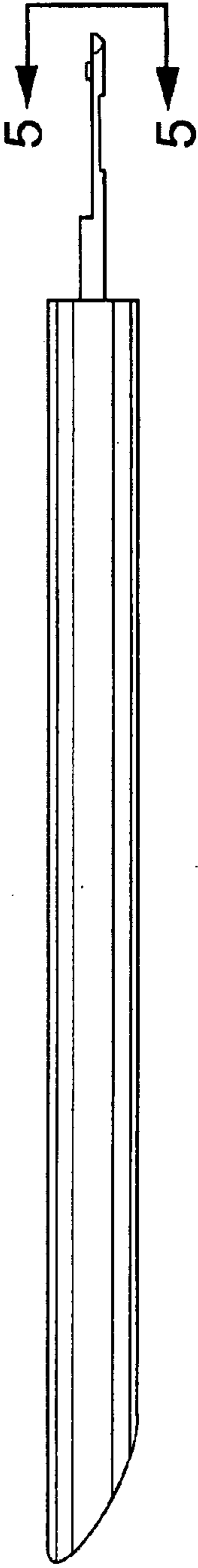


FIG. 1

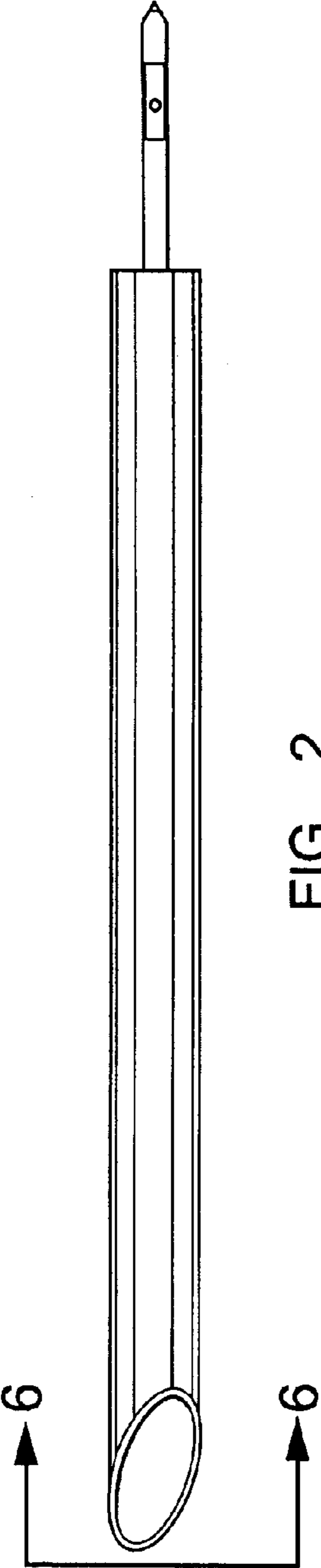


FIG. 2



FIG. 3




FIG. 4



FIG. 5

FIG. 6

