

US00D520890S

(12) **United States Design Patent**
Matsumoto et al.

(10) **Patent No.:** **US D520,890 S**

(45) **Date of Patent:** **** May 16, 2006**

(54) **SCALE**

(75) Inventors: **Hajime Matsumoto**, Tokyo (JP);
Masaaki Sato, Shiki (JP)

(73) Assignee: **Tanita Corporation**, Tokyo (JP)

(**) Term: **14 Years**

(21) Appl. No.: **29/229,845**

(22) Filed: **May 13, 2005**

(30) **Foreign Application Priority Data**

Dec. 22, 2004 (JP) 2004-039379

(51) **LOC (8) Cl.** **10-04**

(52) **U.S. Cl.** **D10/91**

(58) **Field of Classification Search** D10/91-92;
177/126-127, 210 EM, 171-176, 238-245,
177/DIG. 5

See application file for complete search history.

(56) **References Cited**

U.S. PATENT DOCUMENTS

D285,541 S * 9/1986 Elkerbout D10/91

5,589,670 A * 12/1996 Berli 177/25.13
D506,941 S * 7/2005 Leisinger et al. D10/91
D507,199 S * 7/2005 Lawler et al. D10/91

* cited by examiner

Primary Examiner—Antoine D. Davis

(74) *Attorney, Agent, or Firm*—McDermott Will & Emery
LLP

(57) **CLAIM**

The ornamental design for a scale, as shown and described.

DESCRIPTION

FIG. 1 is a front perspective view of the scale showing the
new design;

FIG. 2 is a front view of the scale;

FIG. 3 is a rear view of the scale;

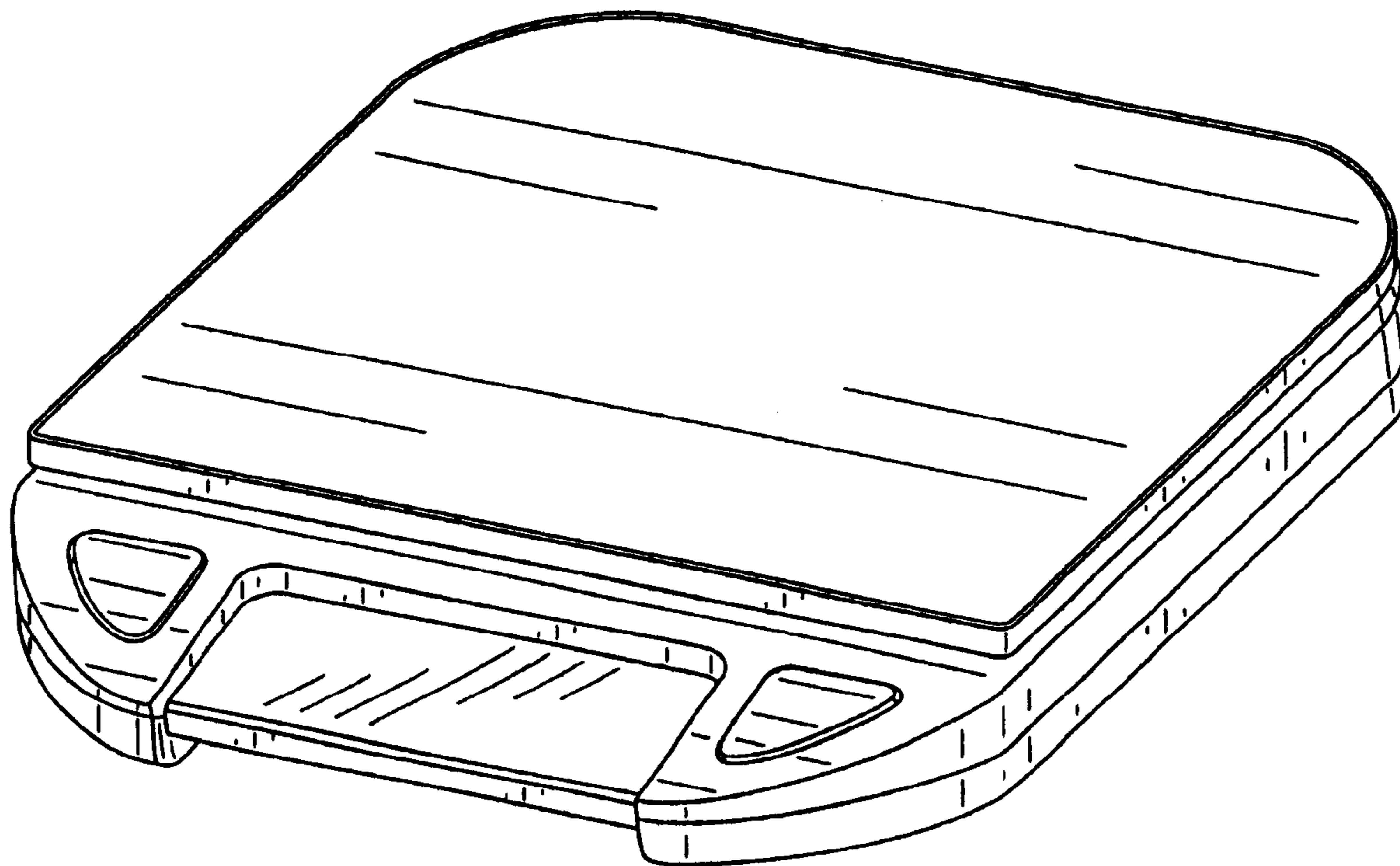
FIG. 4 is a side view of the scale;

FIG. 5 is another side view of the scale;

FIG. 6 is a top view of the scale; and,

FIG. 7 is a bottom view of the scale.

1 Claim, 5 Drawing Sheets



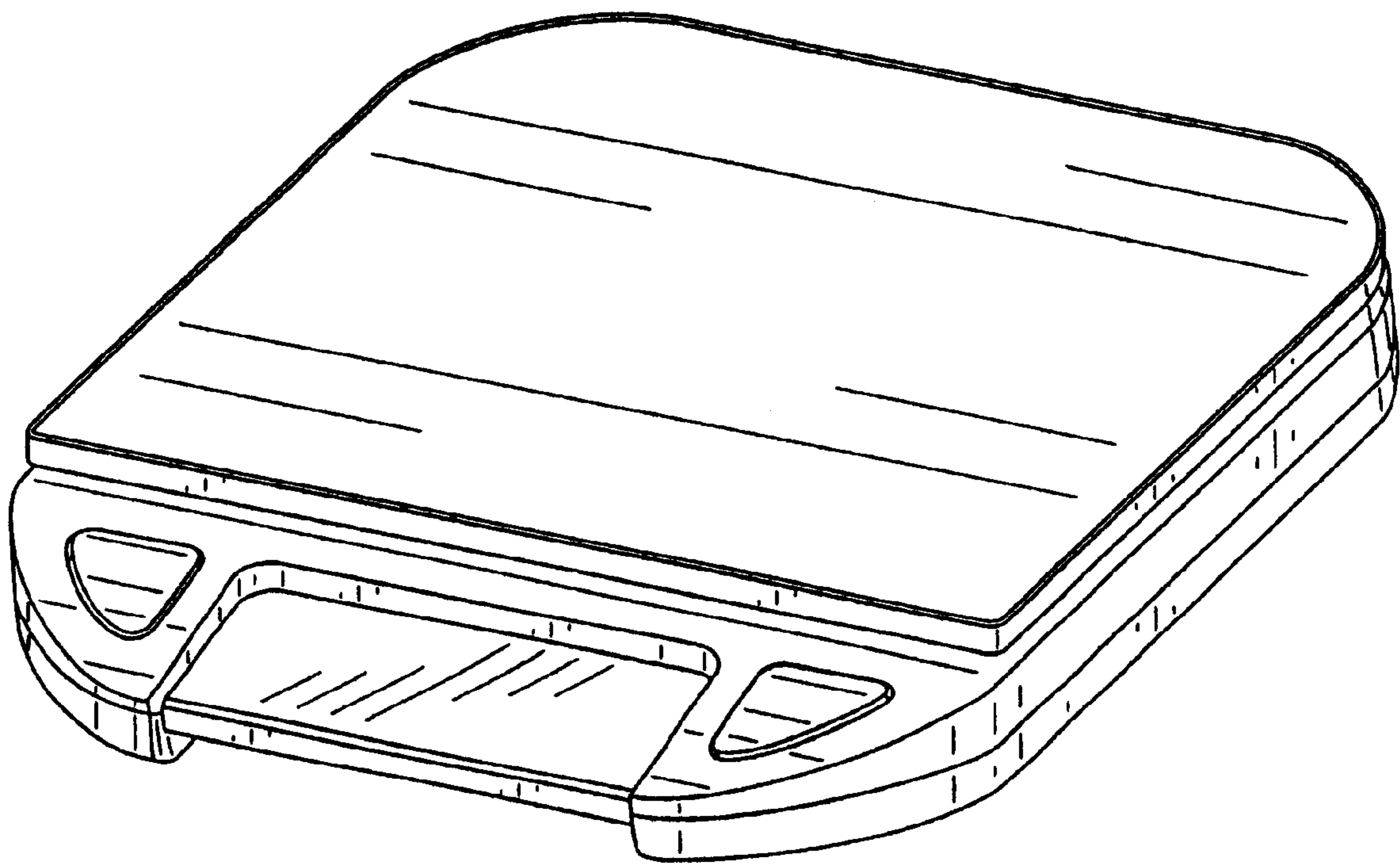


FIG. 1




FIG. 2




FIG. 3

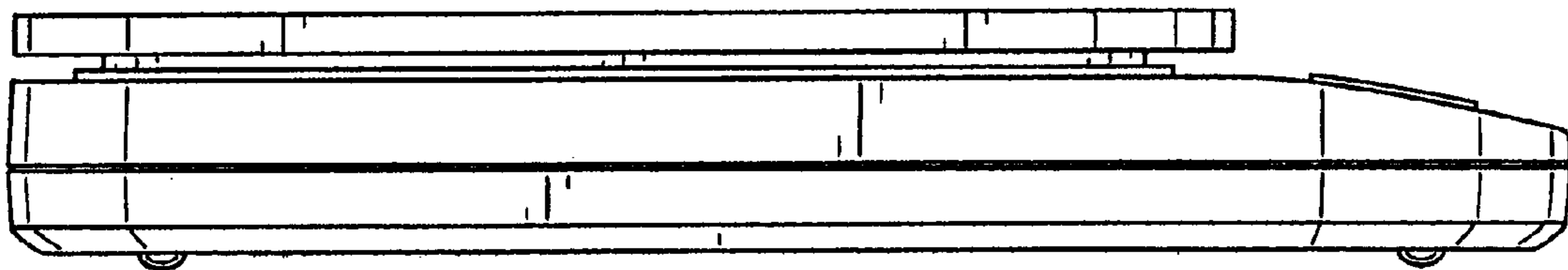


FIG. 4

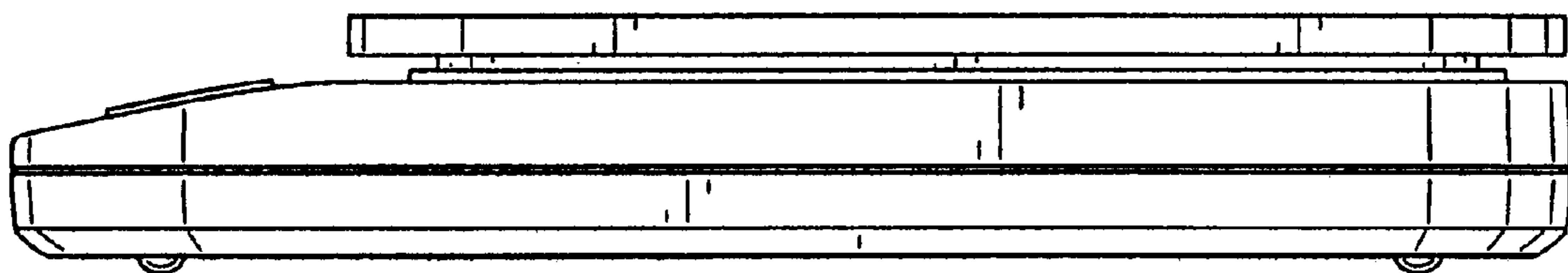


FIG. 5




FIG. 6

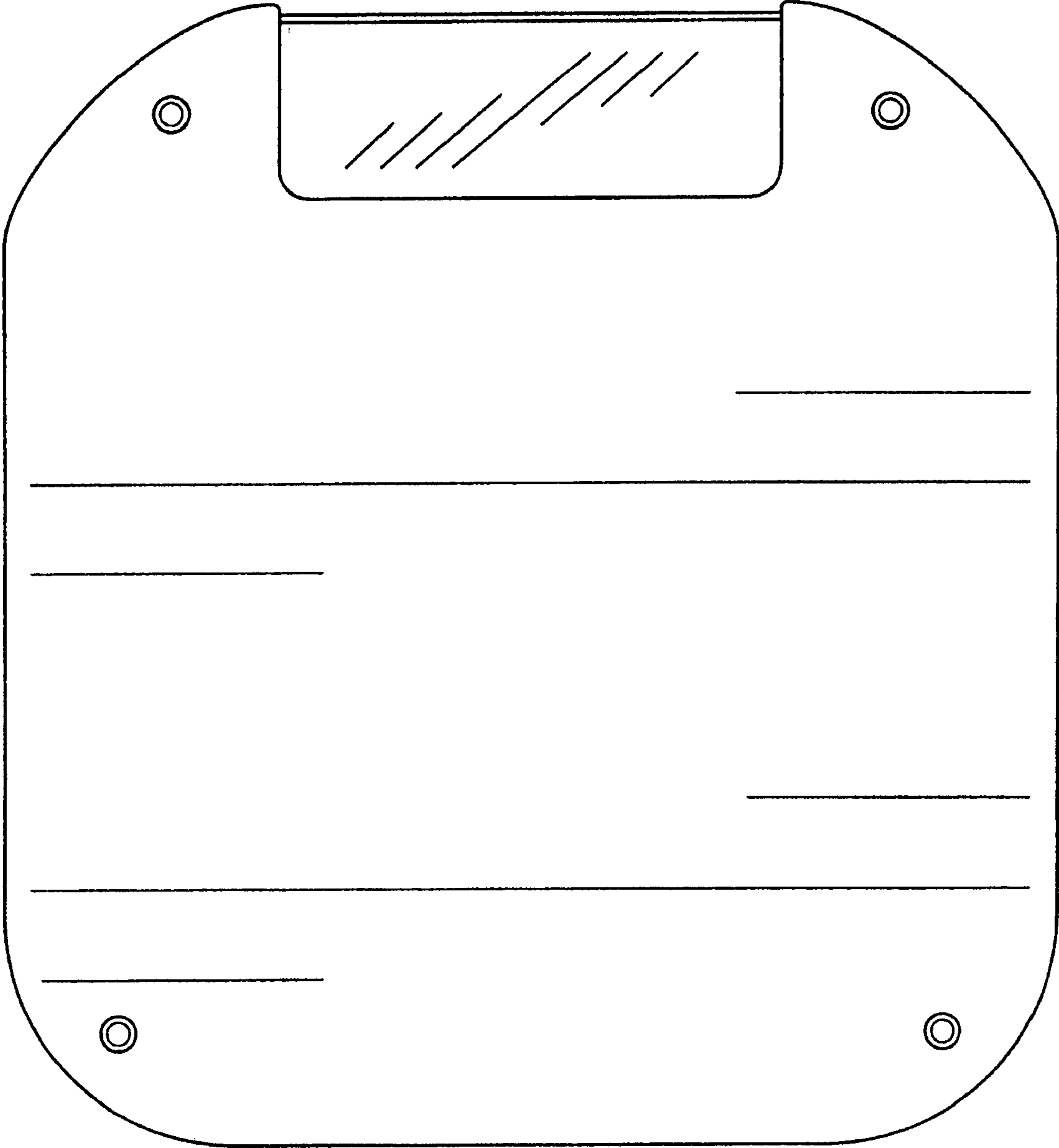


FIG. 7