

US00D520875S

(12) **United States Design Patent**
Wheeler et al.

(10) **Patent No.:** **US D520,875 S**

(45) **Date of Patent:** **** May 16, 2006**

(54) **HANGTAG**

(75) Inventors: **Thomas J. Wheeler**, Pomona, CA
(US); **Arthur Zakarian**, Glendale, CA
(US)

(73) Assignee: **Olympia Group, Inc.**, City of Industry,
CA (US)

(**) **Term:** **14 Years**

(21) Appl. No.: **29/183,299**

(22) Filed: **Jun. 10, 2003**

(51) **LOC (8) Cl.** **09-07**

(52) **U.S. Cl.** **D9/457; D9/415**

(58) **Field of Classification Search** D9/415,
D9/457; 206/349, 481, 397; 211/70.6
See application file for complete search history.

(56) **References Cited**

U.S. PATENT DOCUMENTS

- D227,229 S * 6/1973 Funahashi D9/415
- D249,639 S * 9/1978 Hogg et al. D9/415
- D370,174 S * 5/1996 Bergstedt D9/415

- 5,785,174 A * 7/1998 Chow 206/349
- 6,378,700 B1 * 4/2002 Tong 206/349
- 6,409,015 B1 * 6/2002 Hu 206/349

* cited by examiner

Primary Examiner—Ian Simmons

Assistant Examiner—Gregory Andoll

(74) *Attorney, Agent, or Firm*—Moser, Patterson Sheridan,
L.L.P.

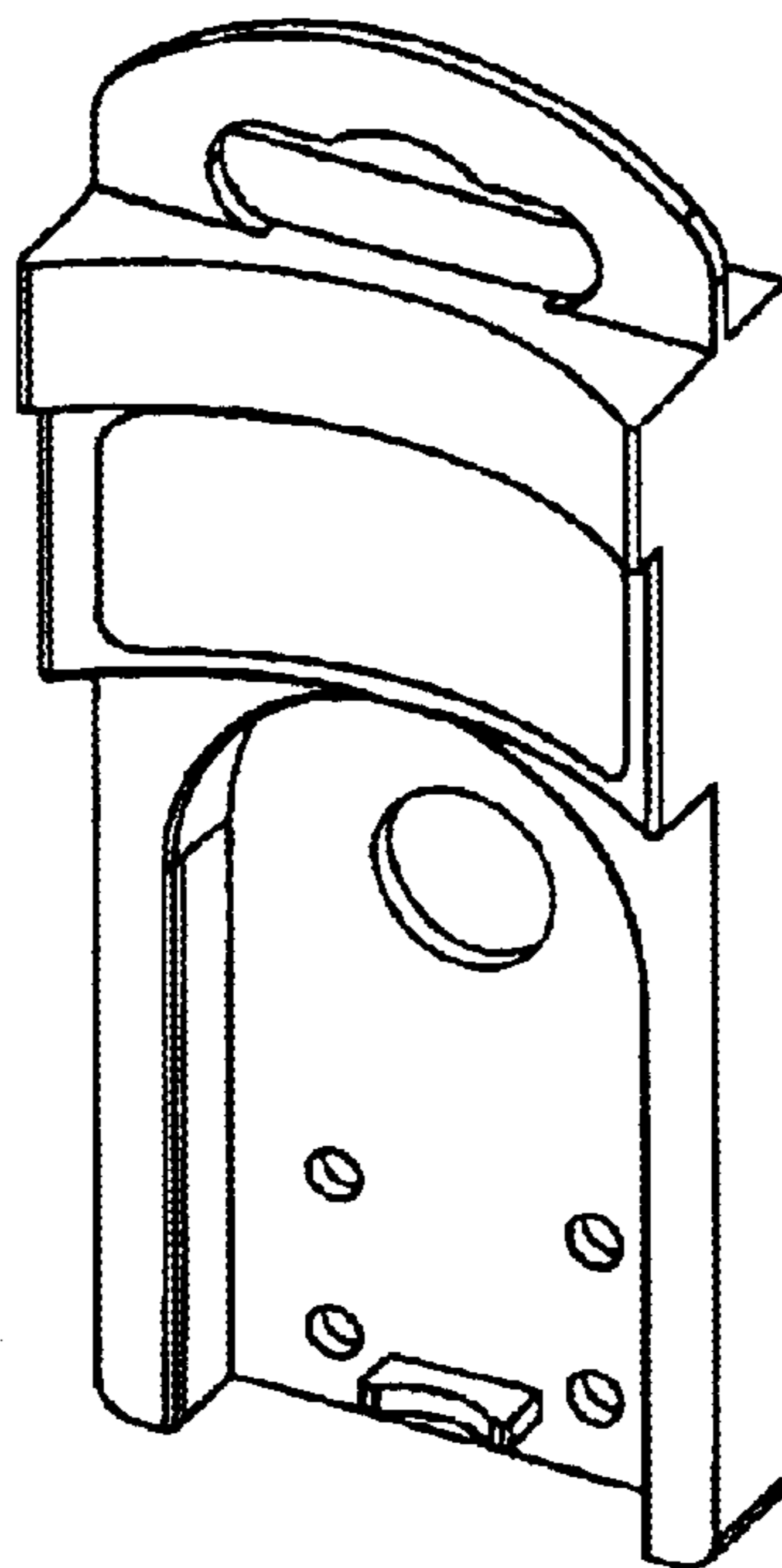
(57) **CLAIM**

The ornamental design for a hangtag, as shown and described.

DESCRIPTION

FIG. 1 presents a perspective view of a handtag for a tool product embodying the new design; FIG. 2 is a front elevation view of the handtag of FIG. 1; FIG. 3 is a side elevation view of FIG. 1, the other side not shown being a mirror image of the side shown in this view; FIG. 4 is a top view of the handtag of FIG. 1; and, FIG. 5 is a bottom view of the handtag of FIG. 1. The handtag is for holding a ratchet driver. The ratchet driver is not shown or claimed.

1 Claim, 2 Drawing Sheets



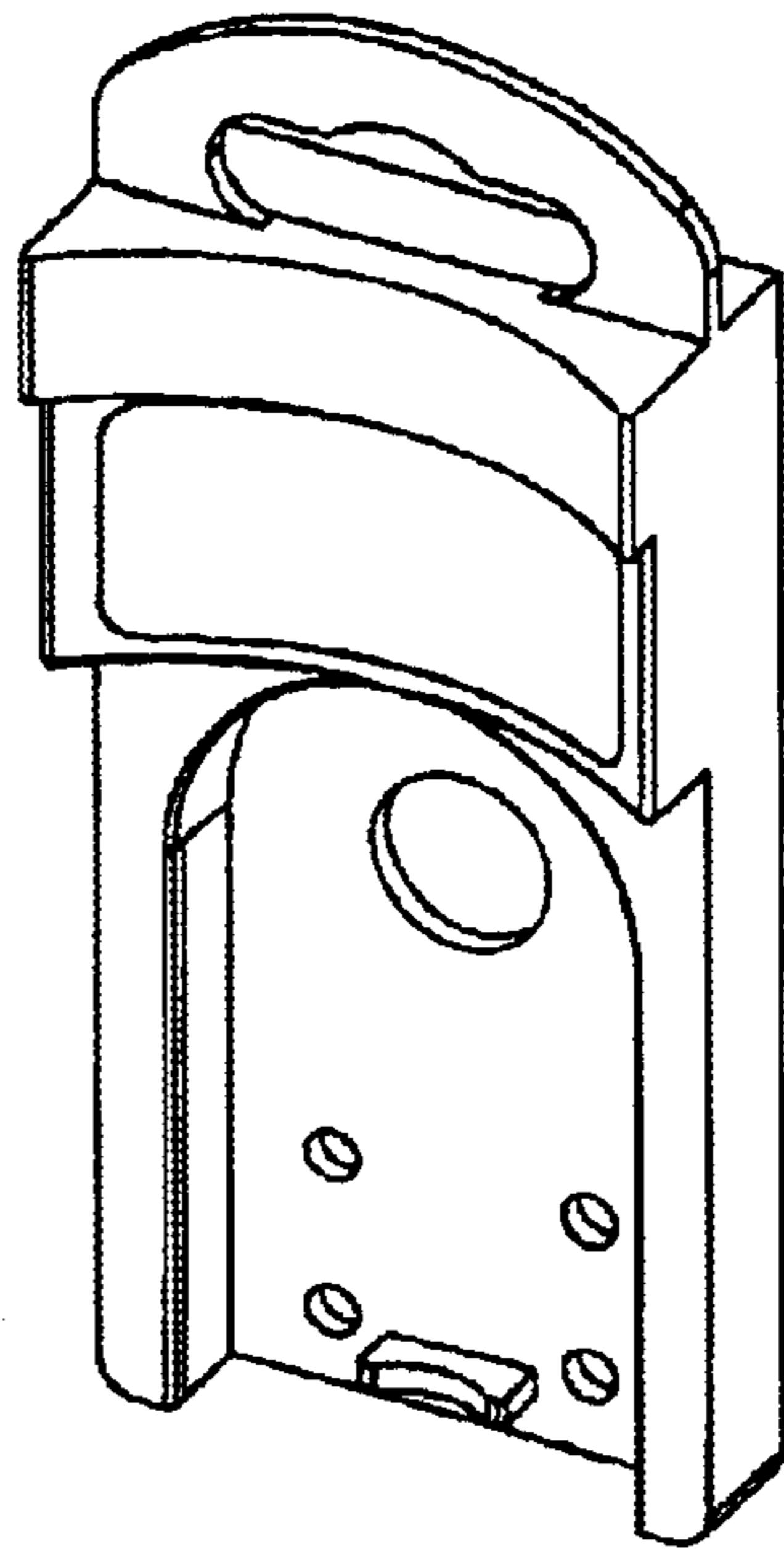


FIG. 1

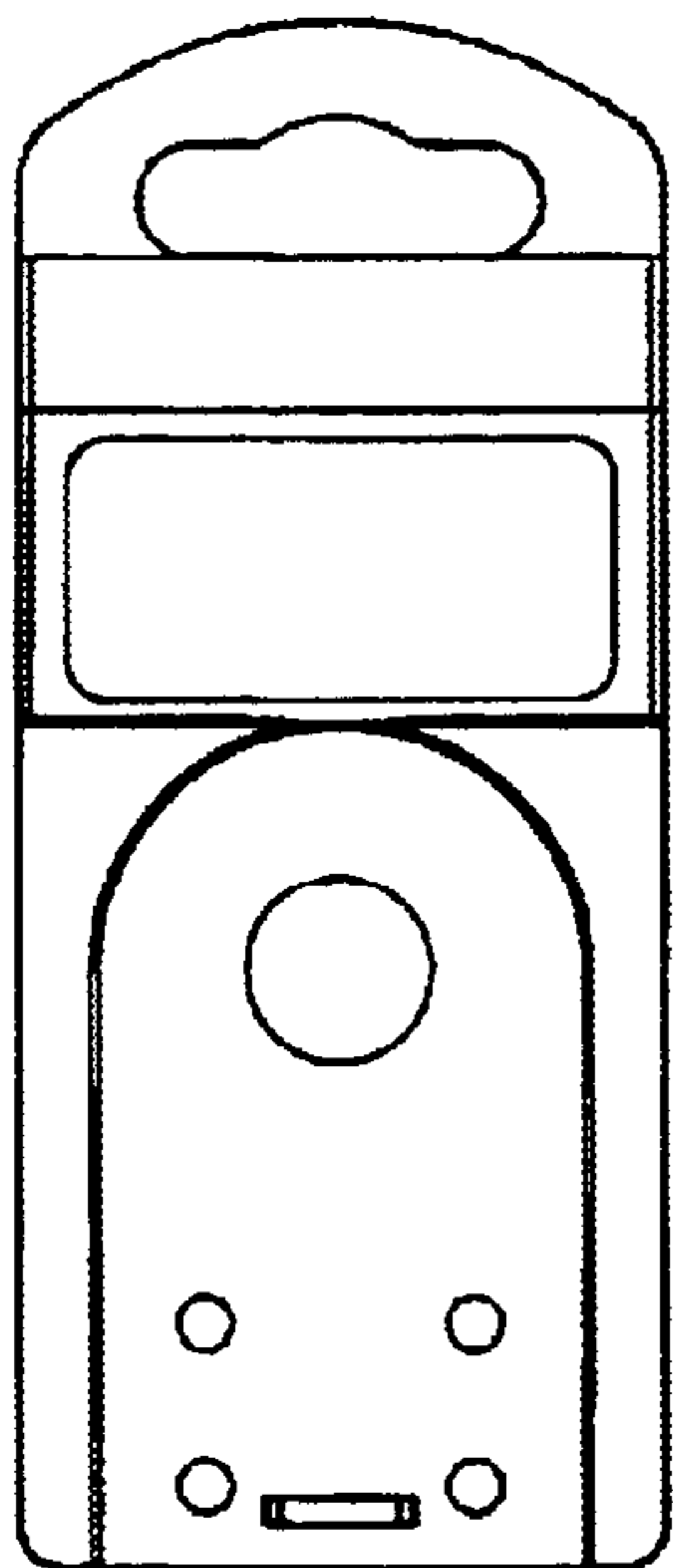


FIG. 2

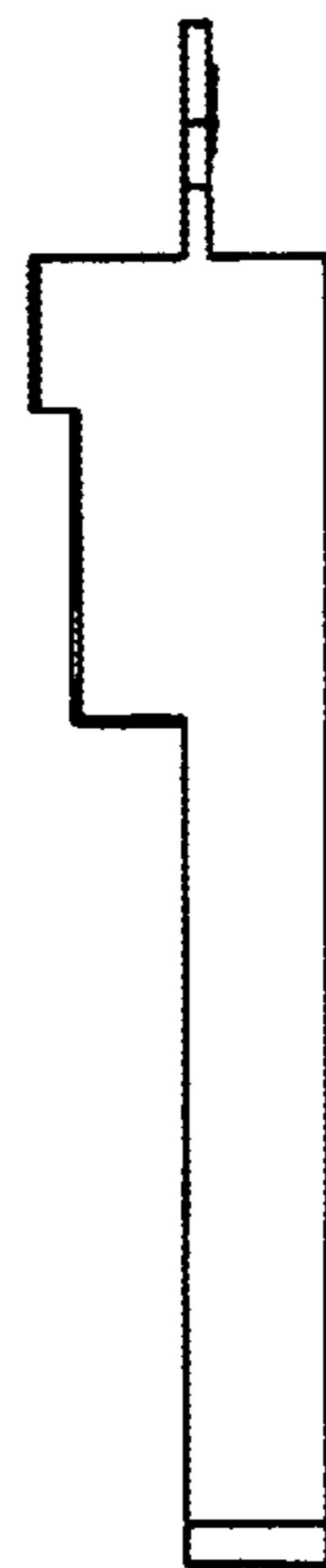


FIG. 3




FIG. 4



FIG. 5