



US00D520872S

(12) **United States Design Patent**
Paas et al.

(10) **Patent No.:** **US D520,872 S**

(45) **Date of Patent:** **** May 16, 2006**

(54) **SPRAYER SHROUD**

(75) Inventors: **Edward L. Paas**, Los Altos, CA (US);
Angie Y. Kim, San Francisco, CA (US)

(73) Assignee: **S. C. Johnson & Son, Inc.**, Racine, WI (US)

(**) Term: **14 Years**

(21) Appl. No.: **29/213,472**

(22) Filed: **Sep. 17, 2004**

(51) **LOC (8) Cl.** **09-07**

(52) **U.S. Cl.** **D9/448; D9/434**

(58) **Field of Classification Search** D9/685,
D9/682, 448, 447, 434, 663, 423; D23/229,
D23/227, 226, 223, 213; 239/448, 331, 332;
222/385, 383.3, 383.2, 323, 383.1, 324, 304,
222/1, 153.11–153.14

See application file for complete search history.

(56) **References Cited**

U.S. PATENT DOCUMENTS

D243,180 S	*	1/1977	Federico et al.	D23/226
D256,946 S		9/1980	Cambell	
4,361,256 A	*	11/1982	Corsette	222/383.1
D314,916 S	*	2/1991	Brooks	D9/448
D331,365 S	*	12/1992	Davis	D9/447
D337,945 S	*	8/1993	Warner	D9/448
D342,898 S	*	1/1994	Cane	D9/447
D343,577 S	*	1/1994	Proctor	D9/448
D358,198 S		5/1995	Wadsworth	
D366,692 S	*	1/1996	Wadsworth	D23/213
D377,602 S		1/1997	Wadsworth	
D381,581 S		7/1997	Wadsworth	
5,706,984 A	*	1/1998	Tada et al.	222/383.1
D394,008 S	*	5/1998	Foster et al.	D9/448
D400,102 S	*	10/1998	Tada	D9/448
D409,487 S	*	5/1999	Wadsworth et al.	D9/448
D409,905 S	*	5/1999	Nakano	D9/663
D409,907 S	*	5/1999	Poppe	D9/423
D409,917 S		5/1999	Wadsworth et al.	
D409,918 S	*	5/1999	Wadsworth et al.	D9/448
D419,875 S	*	2/2000	Wadsworth et al.	D9/448
D421,388 S	*	3/2000	Cummings	D9/448
D424,939 S	*	5/2000	Fan et al.	D9/448
D433,943 S	*	11/2000	Keung et al.	D9/448

6,286,728 B1		9/2001	Driscoll et al.	
6,332,562 B1	*	12/2001	Sweeton	222/383.1
D454,306 S	*	3/2002	Sweeton et al.	D9/448
D454,787 S	*	3/2002	Cummings	D9/448
D456,262 S	*	4/2002	Cummings	D9/448
D499,024 S	*	11/2004	Sweeton	D9/448

FOREIGN PATENT DOCUMENTS

EP 1.221.344 7/2002

OTHER PUBLICATIONS

2 pages of excerpts from a Saint-Gobain Calmar brochure entitled "Power Sprayer" (believed to have been published in Jan. of 2004).

Pages 68 and 69 from a Saint-Gobain Calmer brochure entitled "Dispensing Systems", undated.

* cited by examiner

Primary Examiner—Robert M. Spear

Assistant Examiner—Susan Bennett Hattan

(57) **CLAIM**

The ornamental design for a sprayer shroud, as shown and described.

DESCRIPTION

In a preferred embodiment the nature of this product is as a shroud suitable to cover a trigger sprayer pumping apparatus.

FIG. 1 is a left, top, front perspective view of a sprayer shroud embodying our new design;

FIG. 2 is a left, side elevational view thereof, the right side elevational view thereof being a mirror image of the left side elevational view shown;

FIG. 3 is a top plan view thereof;

FIG. 4 is a front elevational view thereof;

FIG. 5 is a rear elevational view thereof;

FIG. 6 is a bottom plan view thereof; and,

FIG. 7 is a left side elevational view thereof, albeit with typical associated environment depicted as well.

The broken line representations of a spray nozzle, a triggering apparatus, and a container closure in FIG. 7, and of internal support structure in FIGS. 4 and 6, are for purposes of illustration only and form no part of the claimed design.

1 Claim, 2 Drawing Sheets

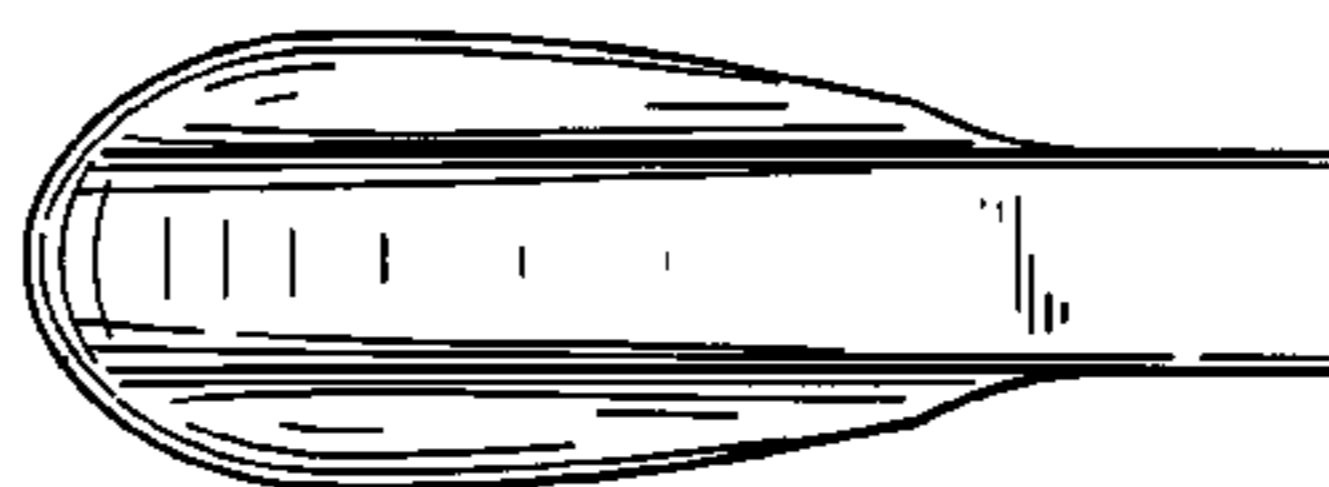



FIG. 1

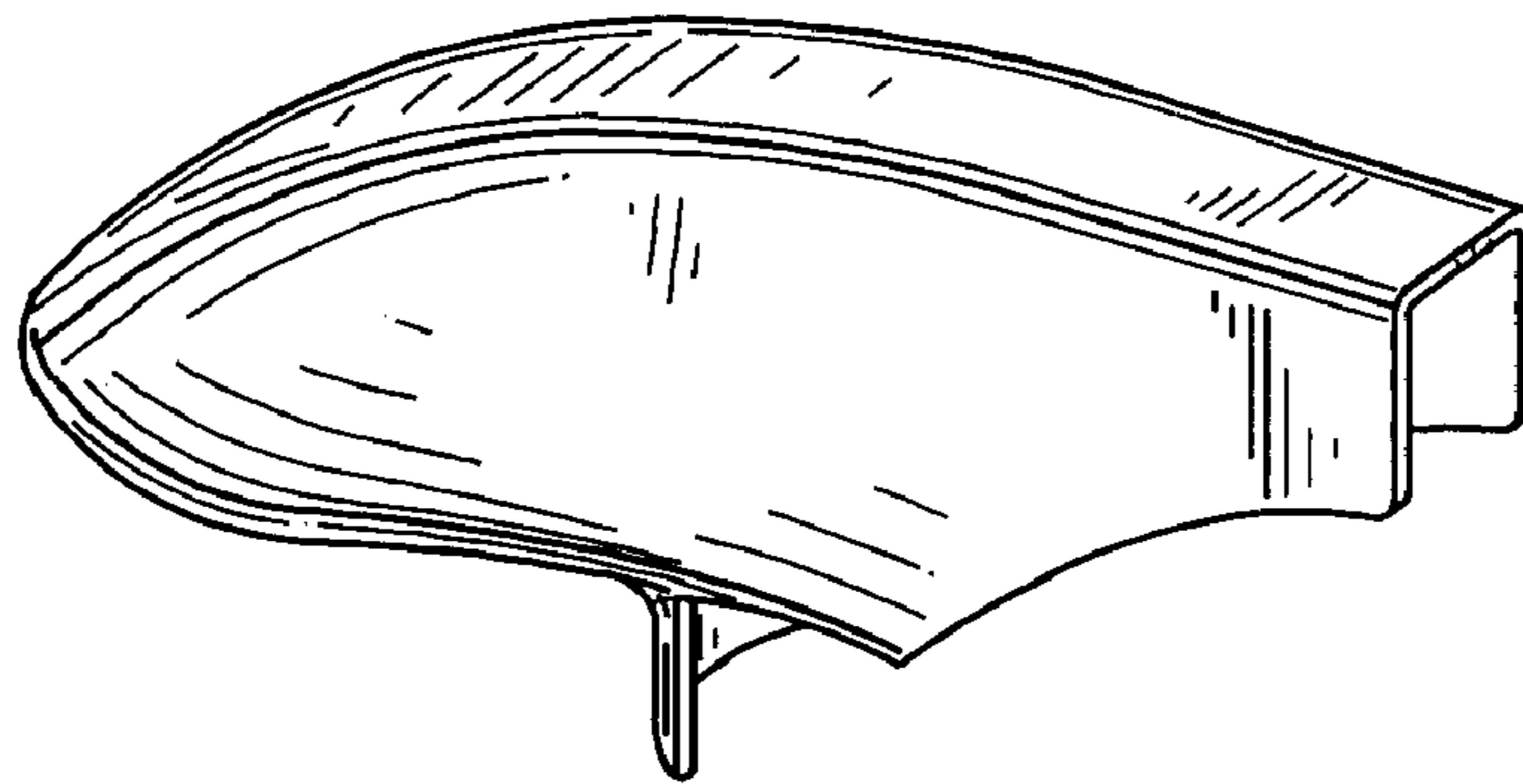


FIG. 2

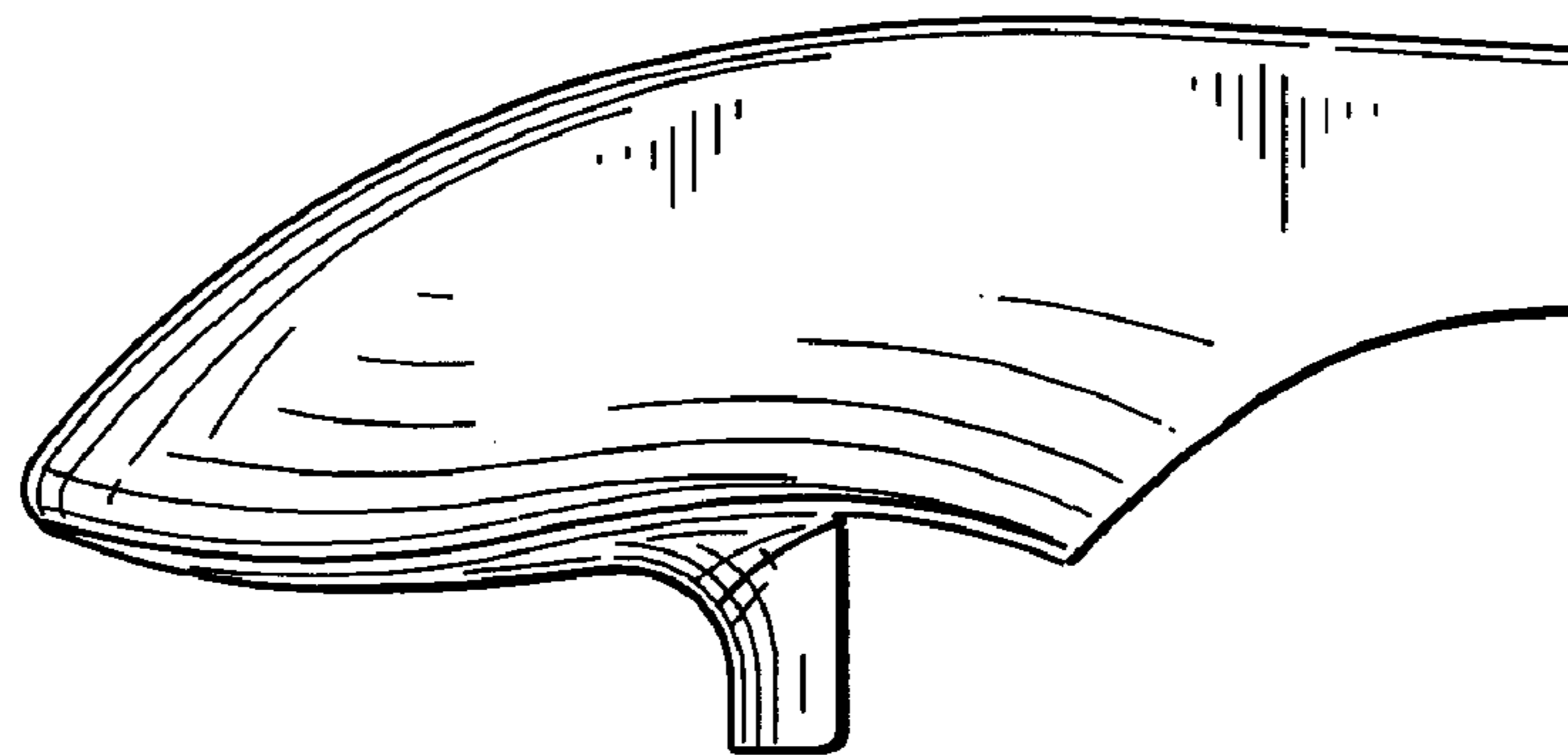
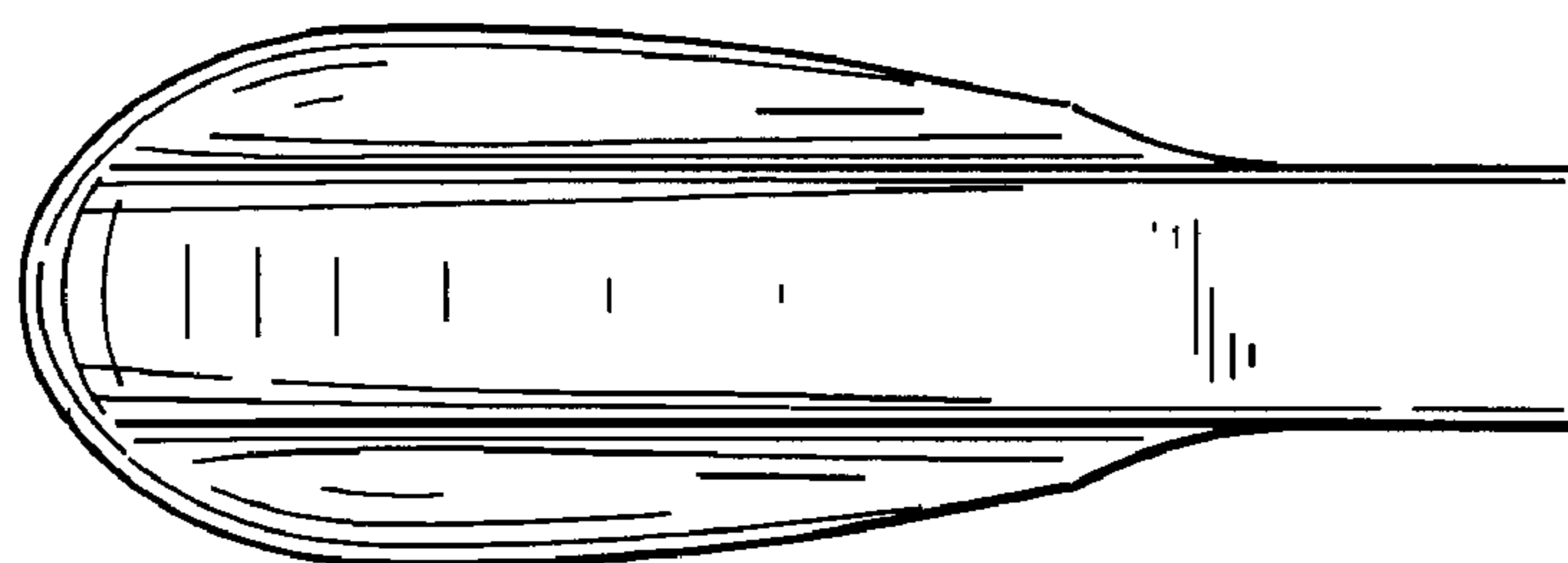


FIG. 3



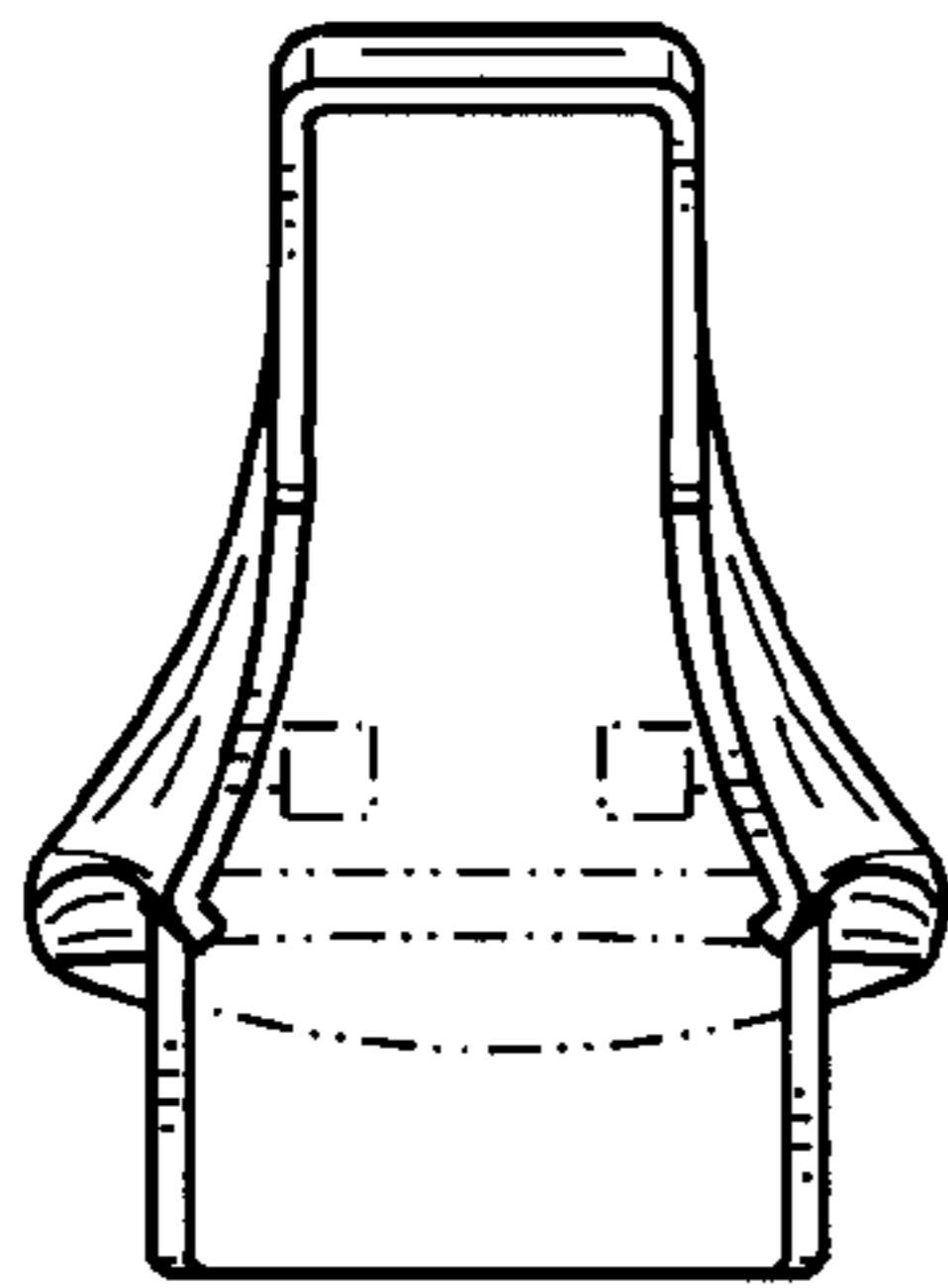


FIG. 4

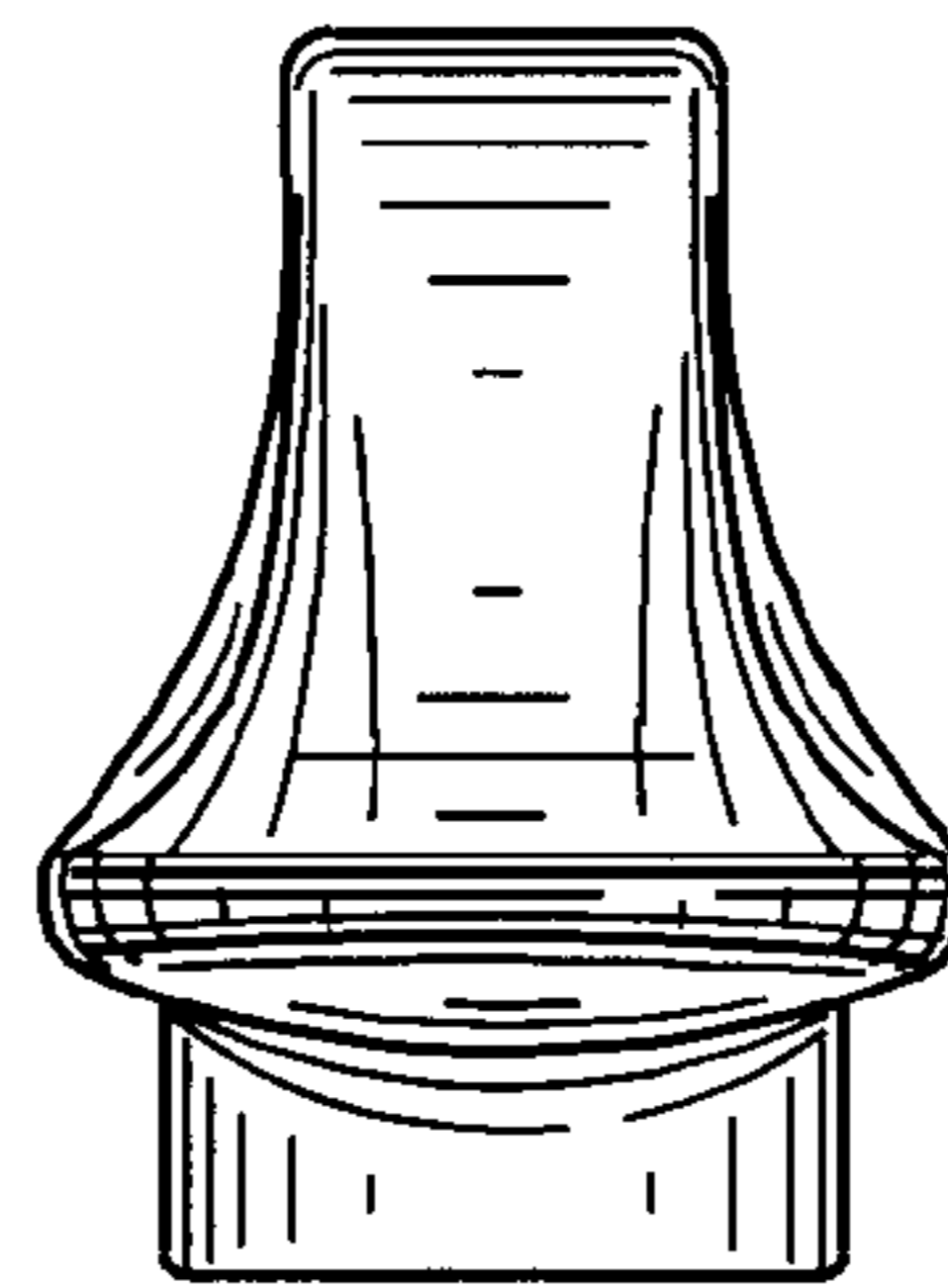


FIG. 5

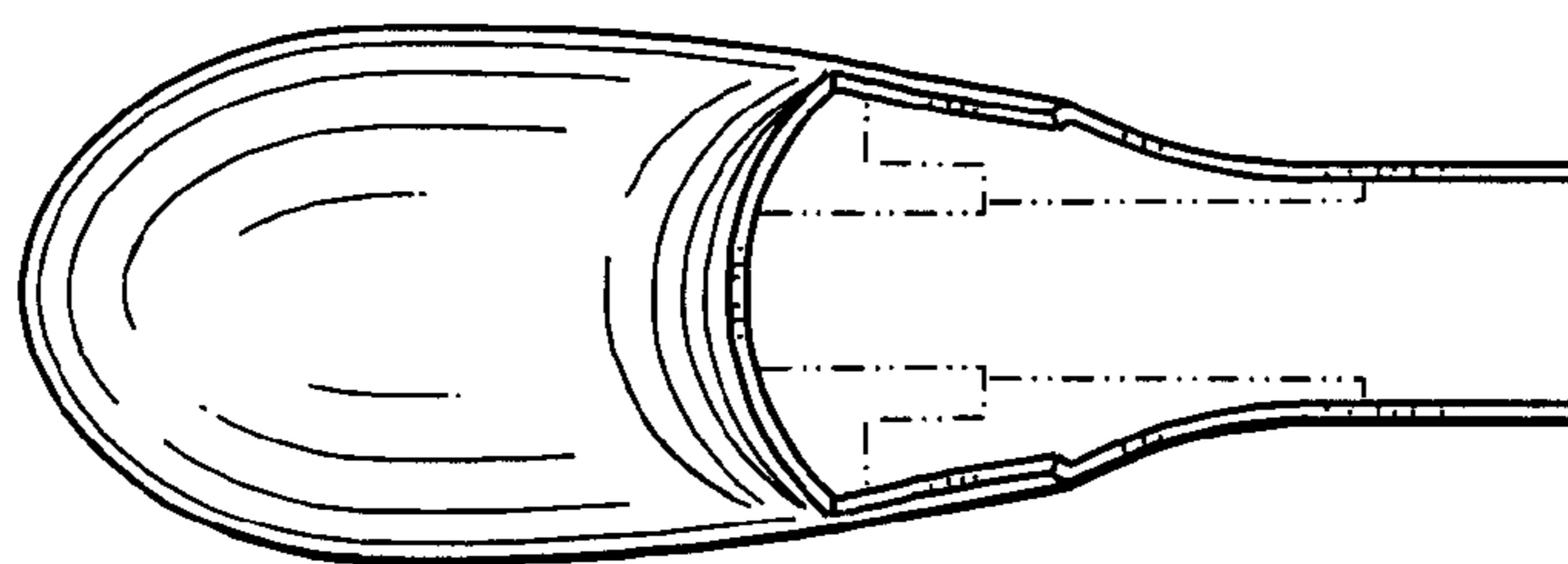


FIG. 6

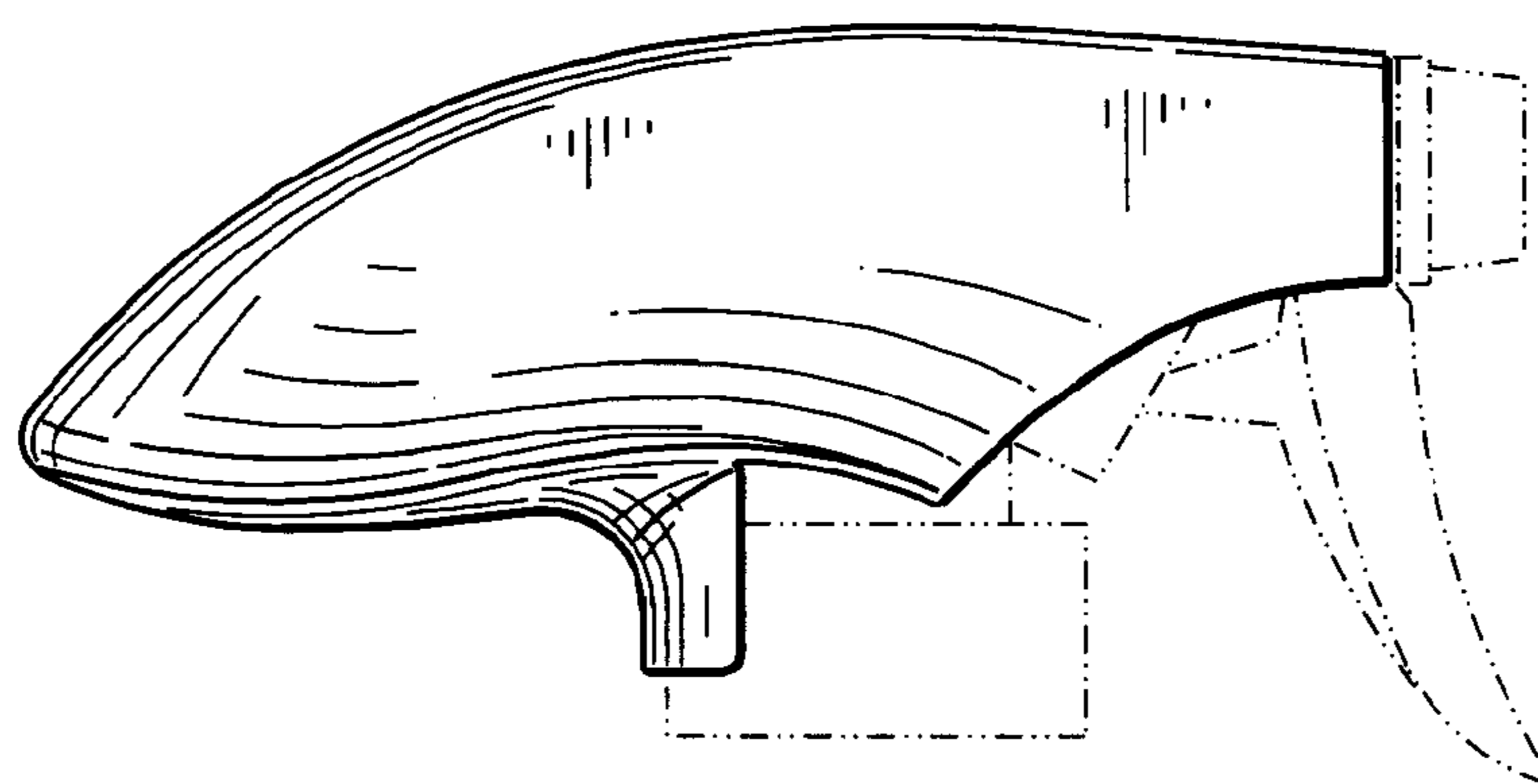


FIG. 7