



US00D520864S

(12) **United States Design Patent**
Cheung

(10) **Patent No.:** **US D520,864 S**

(45) **Date of Patent:** **** May 16, 2006**

(54) **CLIP**

D187,286 S * 2/1960 Silva D8/360
D239,911 S * 5/1976 Schmidt D8/396

(75) Inventor: **Stephen K. C. Cheung**, Kau Tou Shan (HK)

* cited by examiner

(73) Assignee: **Jetmax Ltd.**, Kowloon (HK)

Primary Examiner—Louis S. Zarfes

(**) Term: **14 Years**

Assistant Examiner—John Windmuller

(74) *Attorney, Agent, or Firm*—Amster, Rothstein & Ebenstein LLP

(21) Appl. No.: **29/202,301**

(22) Filed: **Mar. 29, 2004**

(57) **CLAIM**

The ornamental design for a clip, as shown and described.

(51) **LOC (8) Cl.** **08-08**

(52) **U.S. Cl.** **D8/395**

DESCRIPTION

(58) **Field of Classification Search** D8/356,
D8/371, 394–396, 499, 53, 100, 365; D12/51;
D19/65, 90; D28/39, 40, 42; 24/546, 563,
24/327, 334, DIG. 8, DIG. 9, DIG. 13, DIG. 28;
248/74.2, 300, 301, 316.7, 229.26
See application file for complete search history.

FIG. 1. is a top plan view of a clip showing my new design, the bottom plan view being identical to the top plan view;
FIG. 2. is a back elevational view thereof;
FIG. 3. is a front elevational view thereof; and,
FIG. 4. is a side elevational view thereof, the view from the other side of the clip being identical.

(56) **References Cited**

U.S. PATENT DOCUMENTS

2,614,570 A * 10/1952 Hall 132/284

1 Claim, 2 Drawing Sheets


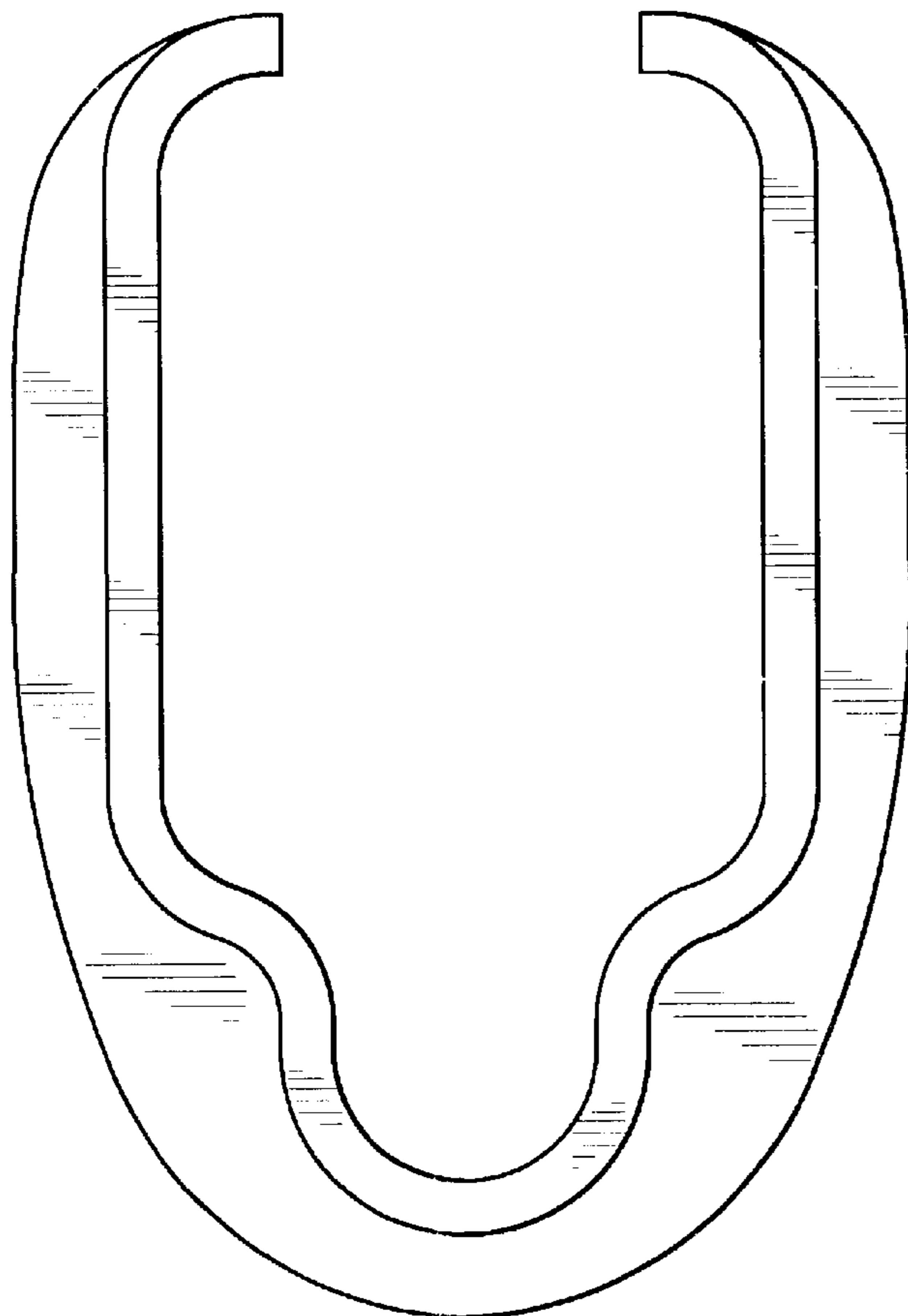


FIG. 4




FIG. 1

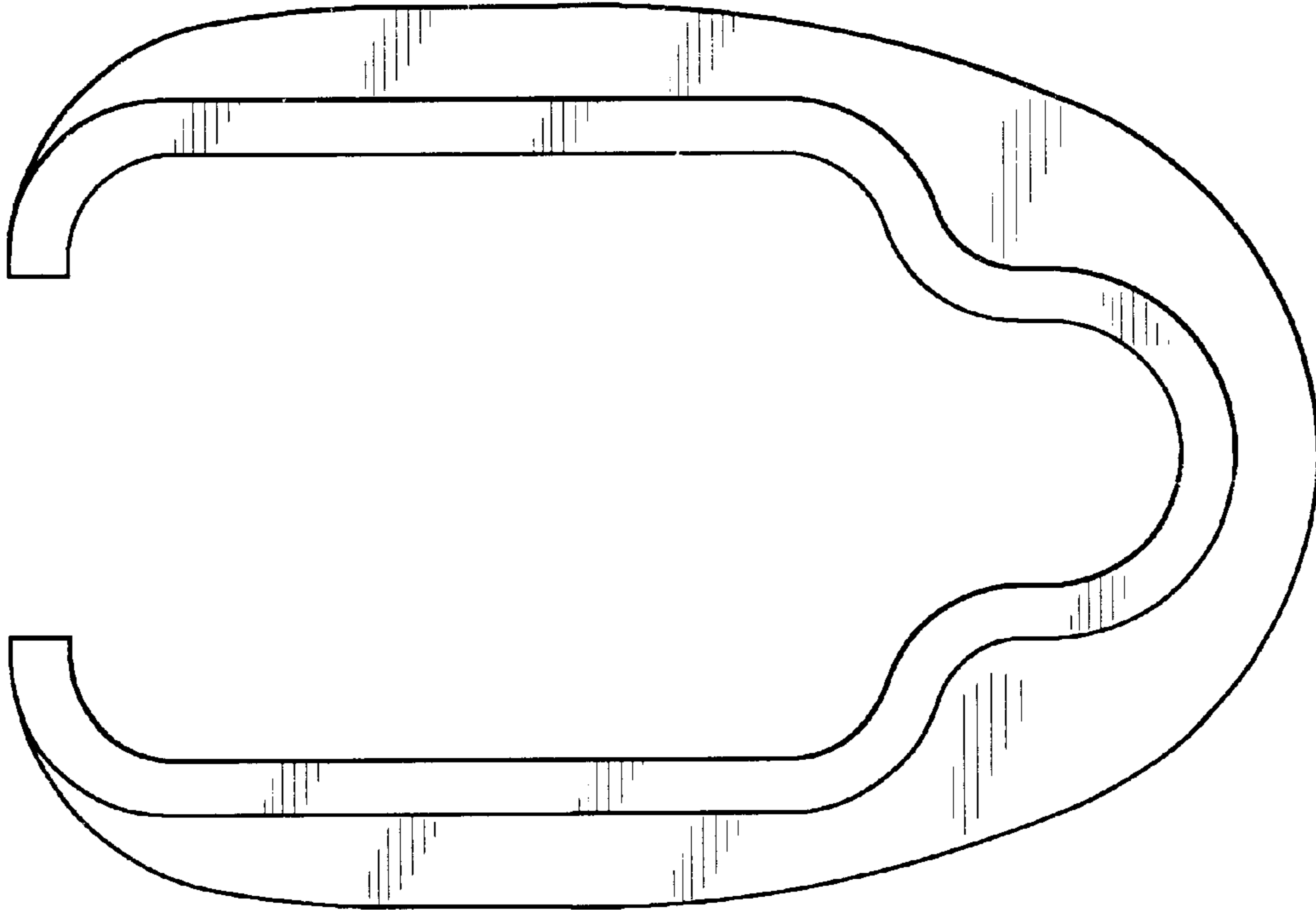


FIG. 2




FIG. 3

