



US00D520851S

(12) **United States Design Patent**
Hansen

(10) **Patent No.:** **US D520,851 S**

(45) **Date of Patent:** **** May 16, 2006**

(54) **BEVELED VEHICLE HANDLE HOUSING PLATE**

(75) Inventor: **Randall C. Hansen**, Lexington, SC (US)

(73) Assignee: **Hansen International**, Lexington, SC (US)

(**) Term: **14 Years**

(21) Appl. No.: **29/200,518**

(22) Filed: **Feb. 27, 2004**

(51) **LOC (8) Cl.** **08-06**

(52) **U.S. Cl.** **D8/306; D8/331; D8/338**

(58) **Field of Classification Search** D8/276, D8/301-303, 304, 306-308, 309-311, 313, D8/315, 337, 336, 338, 341, 352; 16/110 R, 16/111 R, 121, 124, 412, 415, 416; 292/74, 292/113, 128, 173

See application file for complete search history.

(56) **References Cited**

U.S. PATENT DOCUMENTS

D119,418 S	*	3/1940	Anderson	D8/306
3,051,520 A	*	8/1962	Poe	292/223
D211,324 S	*	6/1968	Kirk	D8/311
3,998,077 A	*	12/1976	Bako	70/74
D316,365 S	*	4/1991	Hansen et al.	D8/331
D323,970 S	*	2/1992	Schlack	D8/341
D324,636 S	*	3/1992	Schlack et al.	D8/331
D328,231 S	*	7/1992	Hansen	D8/301
D370,620 S	*	6/1996	Ziemer	D8/341
D390,443 S	*	2/1998	Zenner	D8/331

D415,614 S	*	10/1999	Akaike et al.	D3/276
D439,500 S	*	3/2001	Mirick	D8/352
6,502,871 B1	*	1/2003	Malmanger	292/204
6,530,250 B1	*	3/2003	Linares et al.	70/208
D475,602 S	*	6/2003	McCloskey	D8/331

OTHER PUBLICATIONS

Sager "Builder's Hardware" Catalog, No. 37, 1937, p. 134.*
McGraw-Hill Construction Sweets Catalog File, Nov. 1996., p. 6.*

U.S. Trademark Registration No. 2,275,109, Registered: Sep. 7, 1999, Design Only, Owner: Hansen Manufacturing Company.

* cited by examiner

Primary Examiner—Paula A. Greene

(74) *Attorney, Agent, or Firm*—McNair Law Firm, P.A.

(57) **CLAIM**

The ornamental design for a beveled vehicle handle housing plate, as shown and described.

DESCRIPTION

FIG. 1 is a front perspective view of a beveled vehicle handle housing plate showing my new design;

FIG. 2 is a front elevation view of my new design;

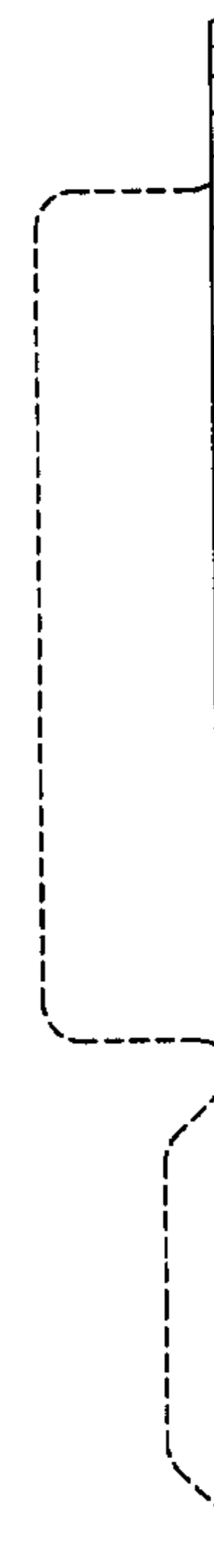
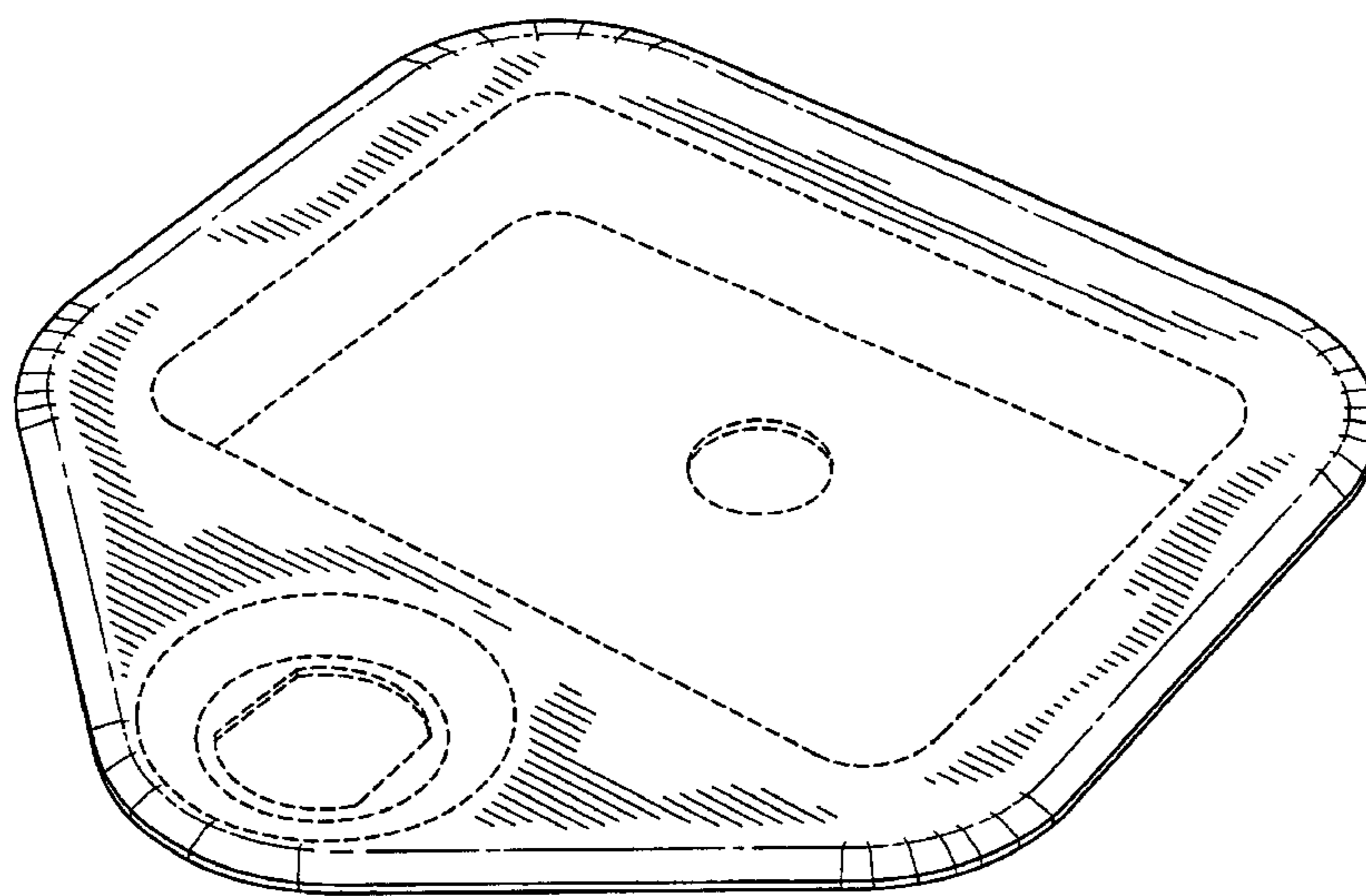
FIG. 3 is a side elevation view of my new design, with the opposite side being a mirror image thereof;

FIG. 4 is a top view of my new design; and,

FIG. 5 is a bottom view of my new design.

The broken line disclosure of the vehicle handle housing in all views is for illustrative purposes only and forms no part of the claimed design.

1 Claim, 3 Drawing Sheets



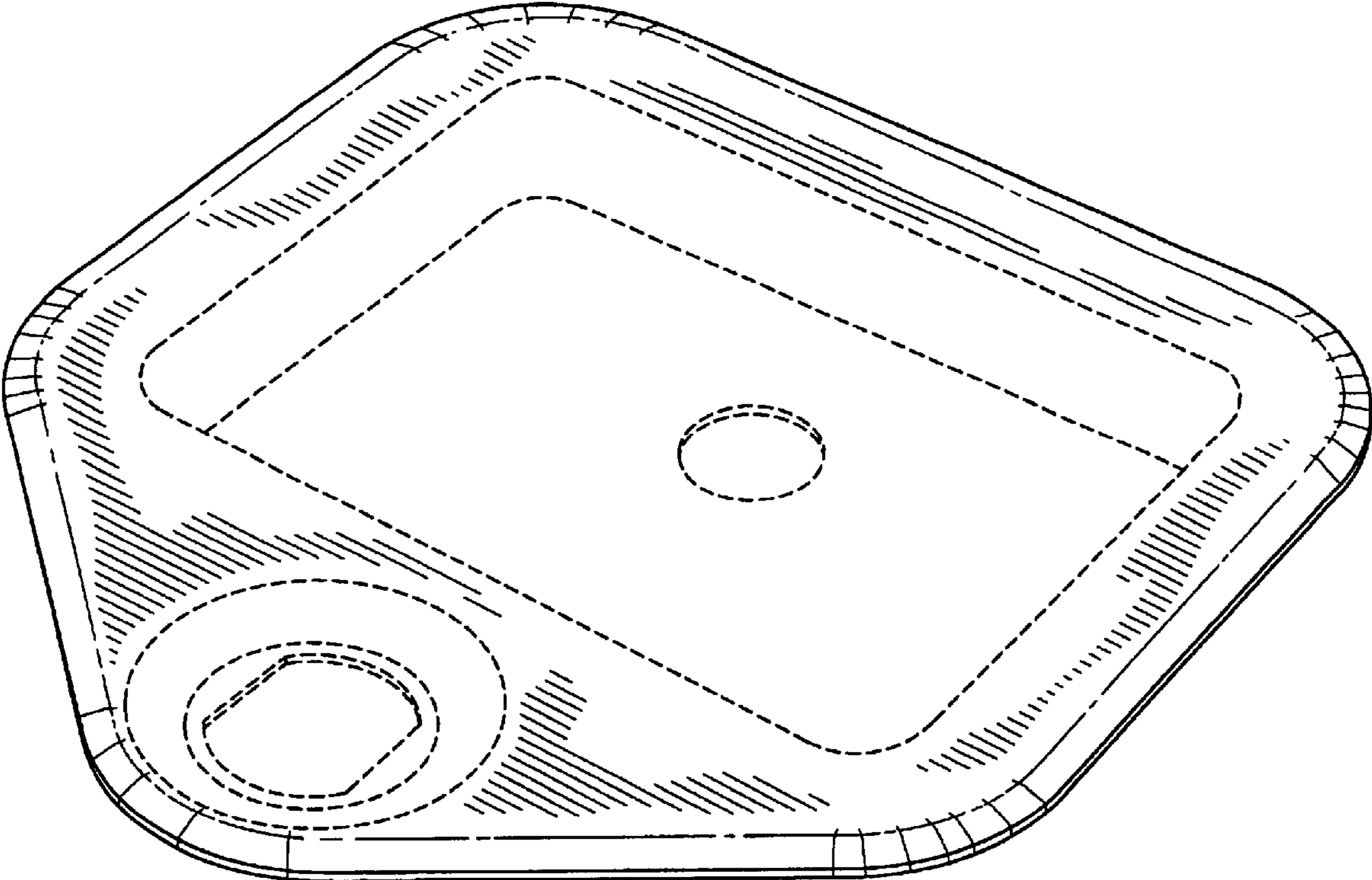


FIG. 1

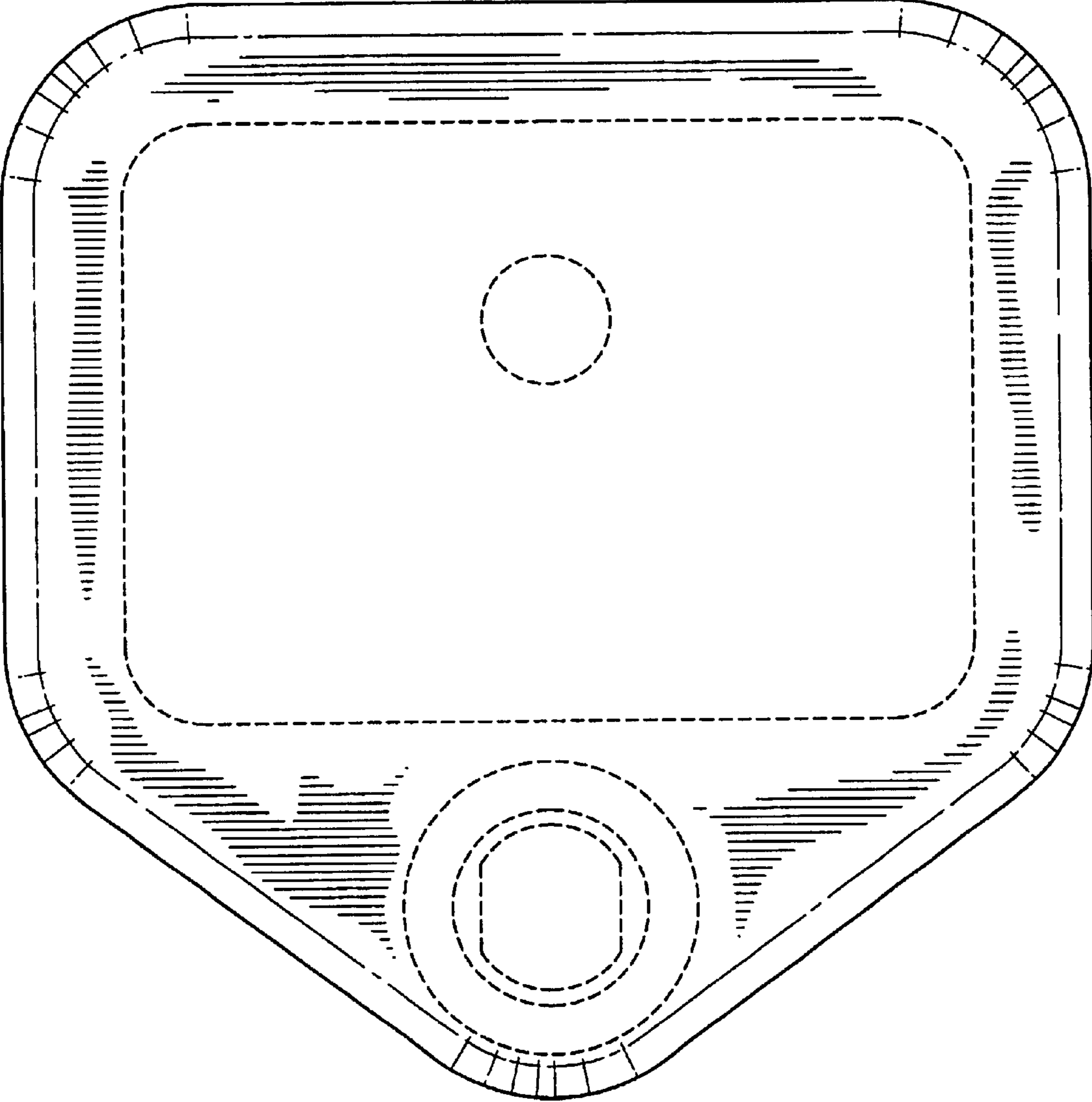


FIG.2

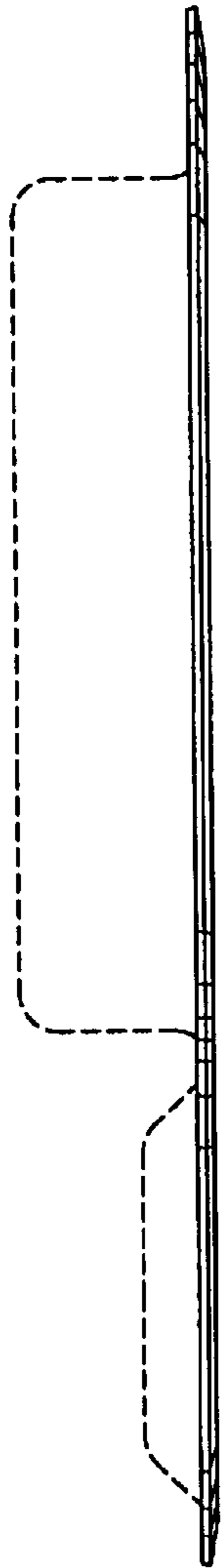


FIG. 3




FIG. 4

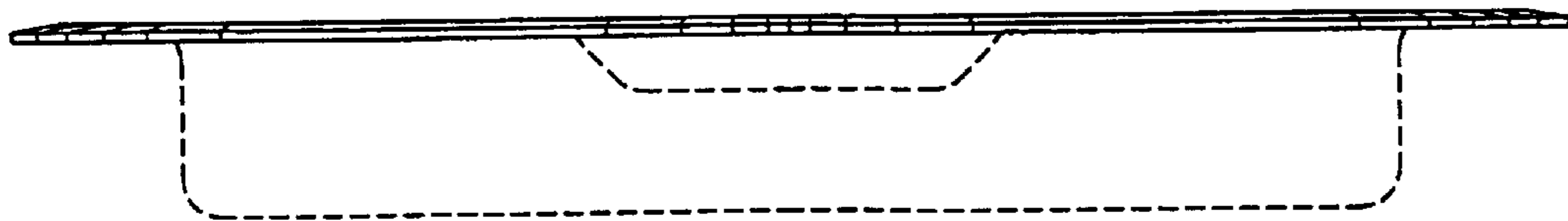


FIG. 5