



US00D520845S

(12) **United States Design Patent**
Wlaker

(10) **Patent No.:** **US D520,845 S**

(45) **Date of Patent:** **** May 16, 2006**

(54) **PLIERS HANDLES**

(75) Inventor: **Rebecca Wlaker**, Colorado Springs,
CO (US)

(73) Assignee: **Emerson Electric Co.**, St. Louis, MO
(US)

(**) Term: **14 Years**

(21) Appl. No.: **29/196,726**

(22) Filed: **Dec. 31, 2003**

(51) **LOC (8) Cl.** **08-05**

(52) **U.S. Cl.** **D8/107; D8/52**

(58) **Field of Classification Search** D8/51-58,
D8/107, 94; 294/16; 16/422, DIG. 12, 110.1,
16/430-431; 30/340; 81/177.1, 342, 367,
81/370, 418, 424.5, 427.5, 380, 390, 420,
81/486, 489, 415-419, 300, 302

See application file for complete search history.

(56) **References Cited**

U.S. PATENT DOCUMENTS

D299,108 S	*	12/1988	Brdnik	D8/107
6,131,244 A	*	10/2000	Bares	16/430
D439,489 S	*	3/2001	Chen	D8/80
6,270,134 B1	*	8/2001	Lin	294/16
D462,179 S	*	9/2002	Lai et al.	D4/138
D468,988 S	*	1/2003	Goldmann et al.	D8/107
D479,789 S	*	9/2003	Brantley	D8/107

* cited by examiner

Primary Examiner—Pamela Burgess

(74) *Attorney, Agent, or Firm*—Locke Liddell & Sapp LLP

(57) **CLAIM**

The ornamental design for pliers handles, as shown and described.

DESCRIPTION

FIG. 1 depicts a perspective view of a pair of pliers showing my new handle design.

FIG. 2 depicts a side view of the pliers handles.

FIG. 3 depicts an edge view of the pliers handles.

FIG. 4 depicts a side view of the pliers handles from the side opposite the view in FIG. 2.

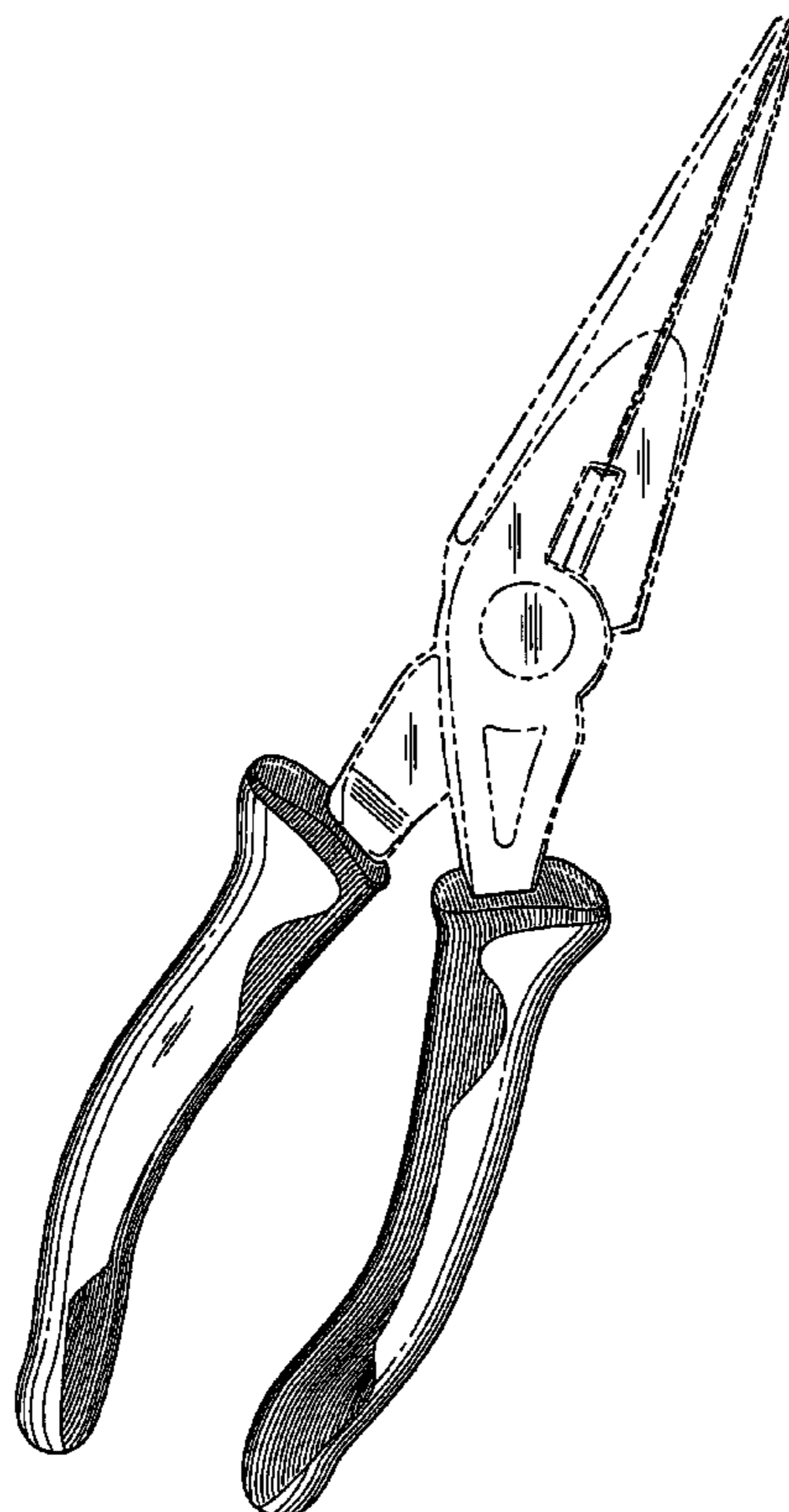
FIG. 5 depicts an edge view of the pliers handles facing the edge opposite the edge depicted in FIG. 3.

FIG. 6 depicts a bottom edge view of the pliers handles; and, FIG. 7 depicts a top edge view of the pliers handles.

The characteristic feature of the design resides in the presence of areas of contrasting colors or shading on the handles as shown in the drawings.

The shanks, joint and jaws of the pliers shown in broken lines in the drawings are exemplary environmental structure and form no part of the design to be patented. It is to be clearly understood that in addition to the long nose pliers shown in broken lines in the drawings, the handles shown and described may also be used in conjunction with other types of pliers such as slip-joint and diagonal pliers.

1 Claim, 4 Drawing Sheets



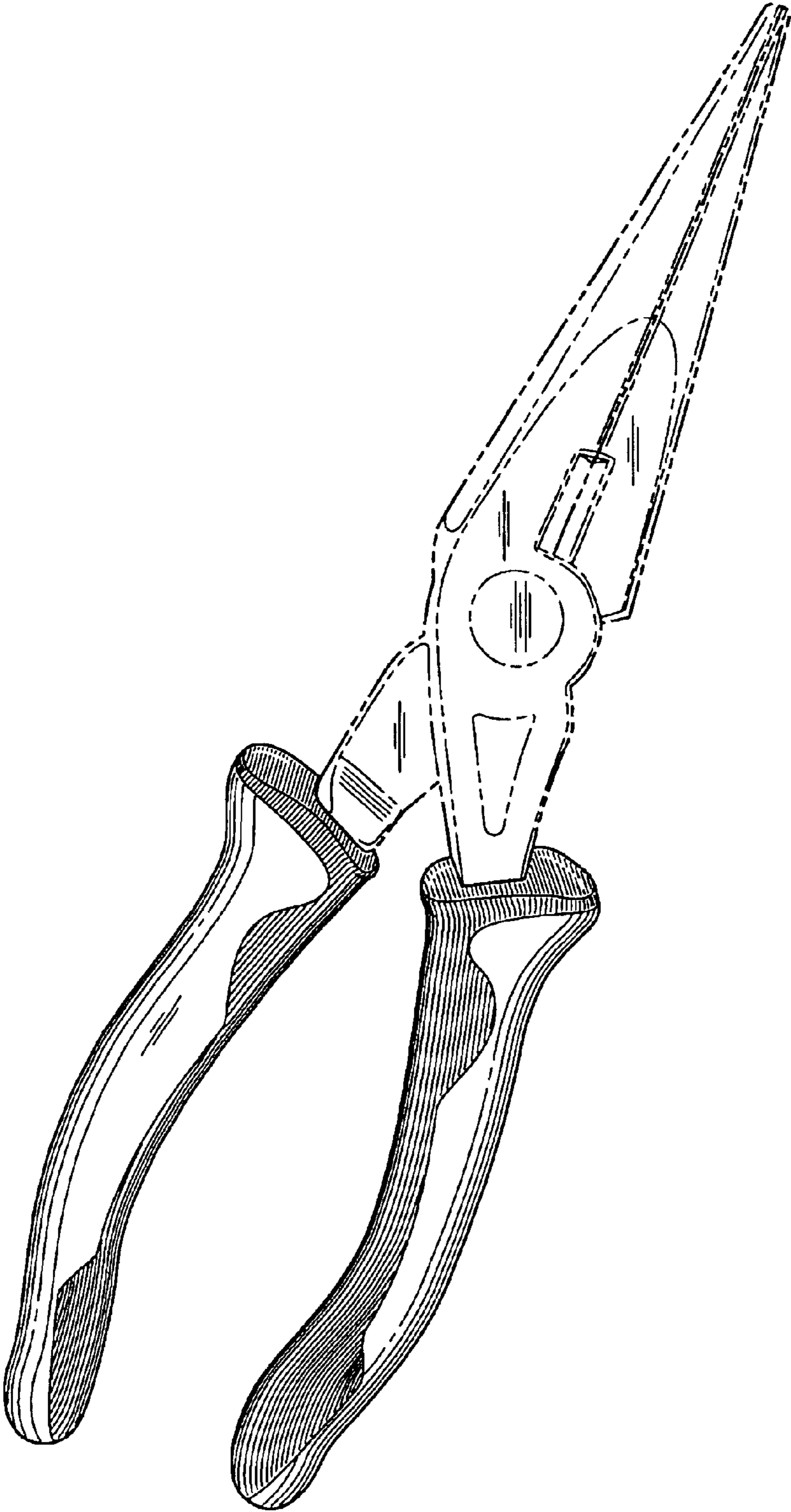


Figure 1

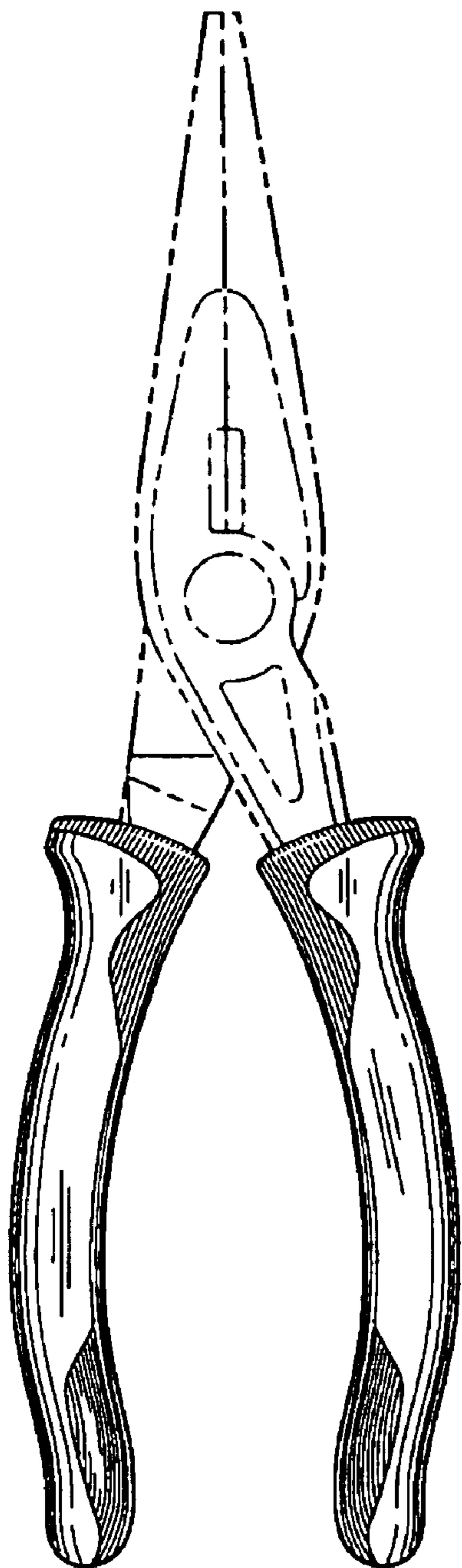


Figure 2

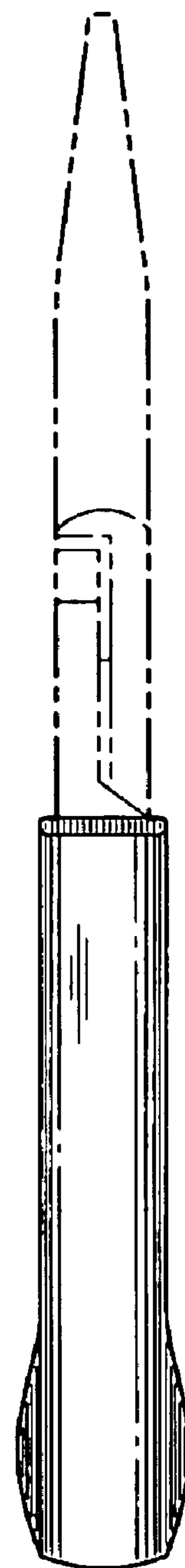


Figure 3

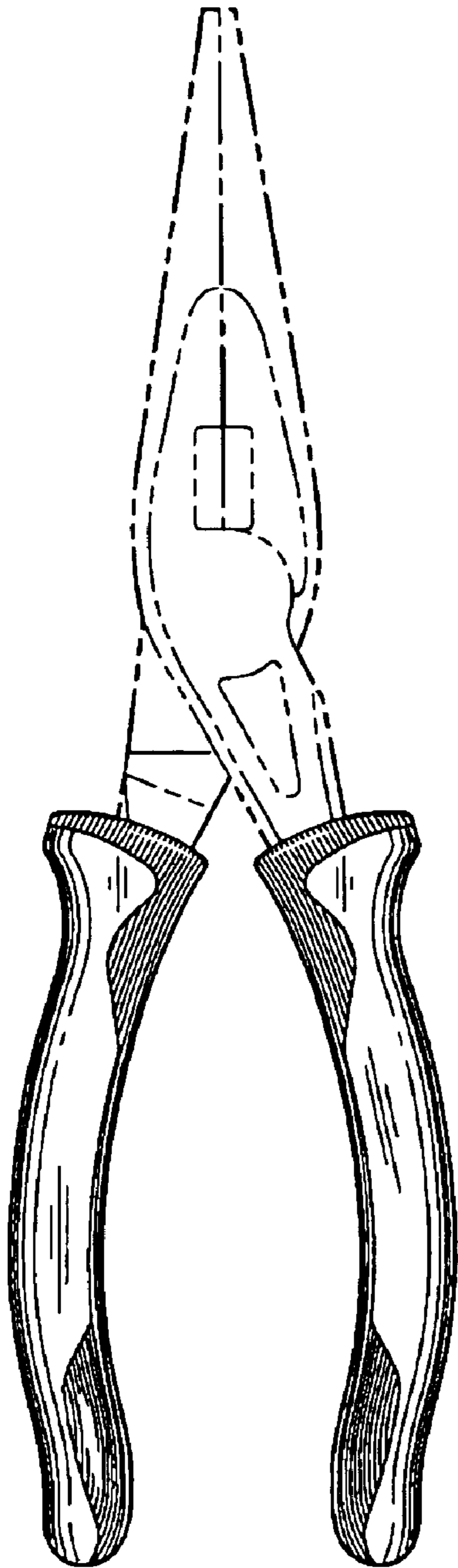


Figure 4

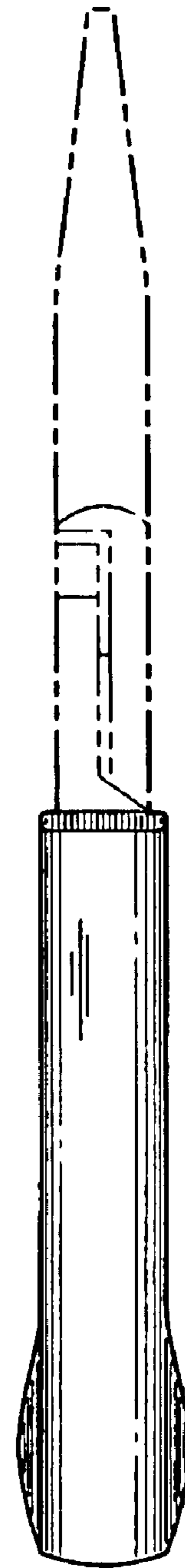


Figure 5

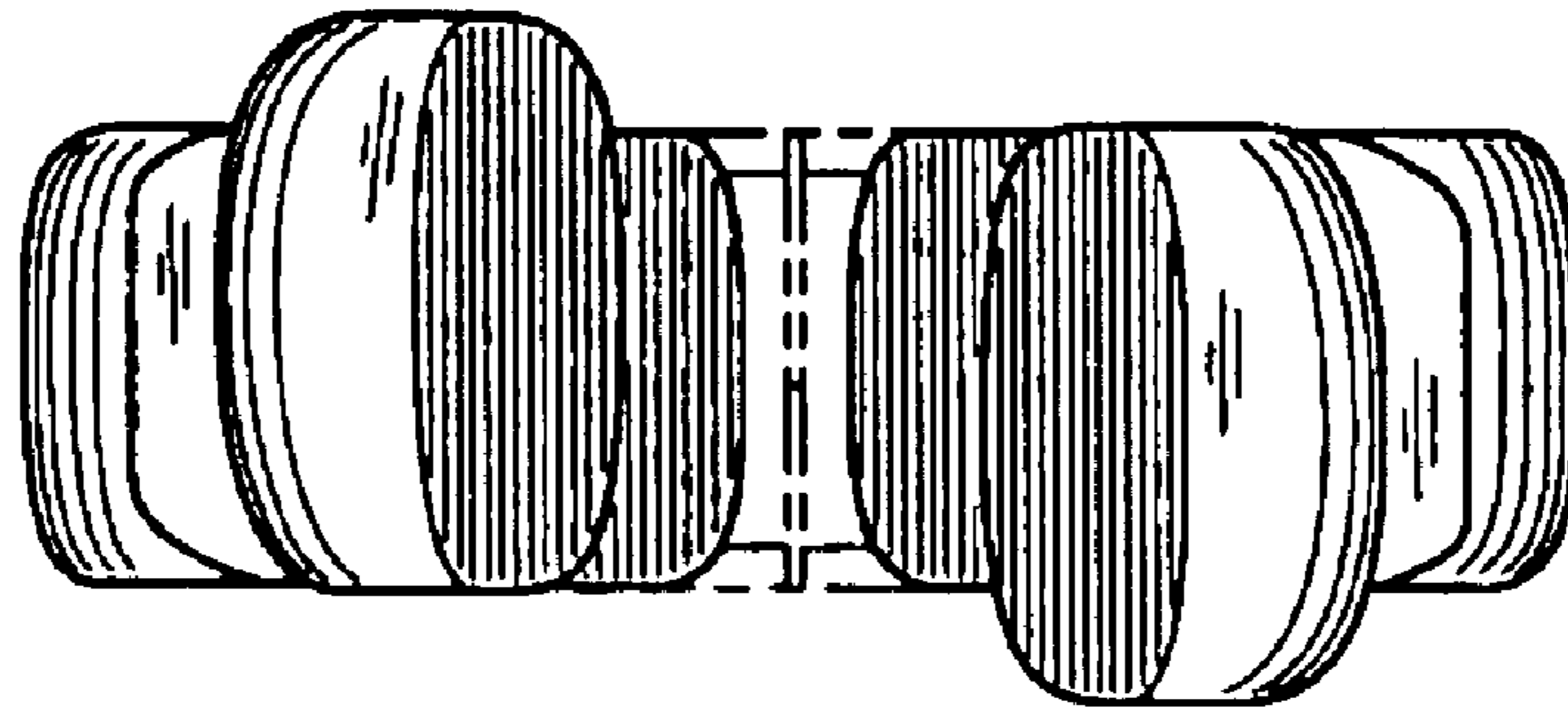


Figure 6

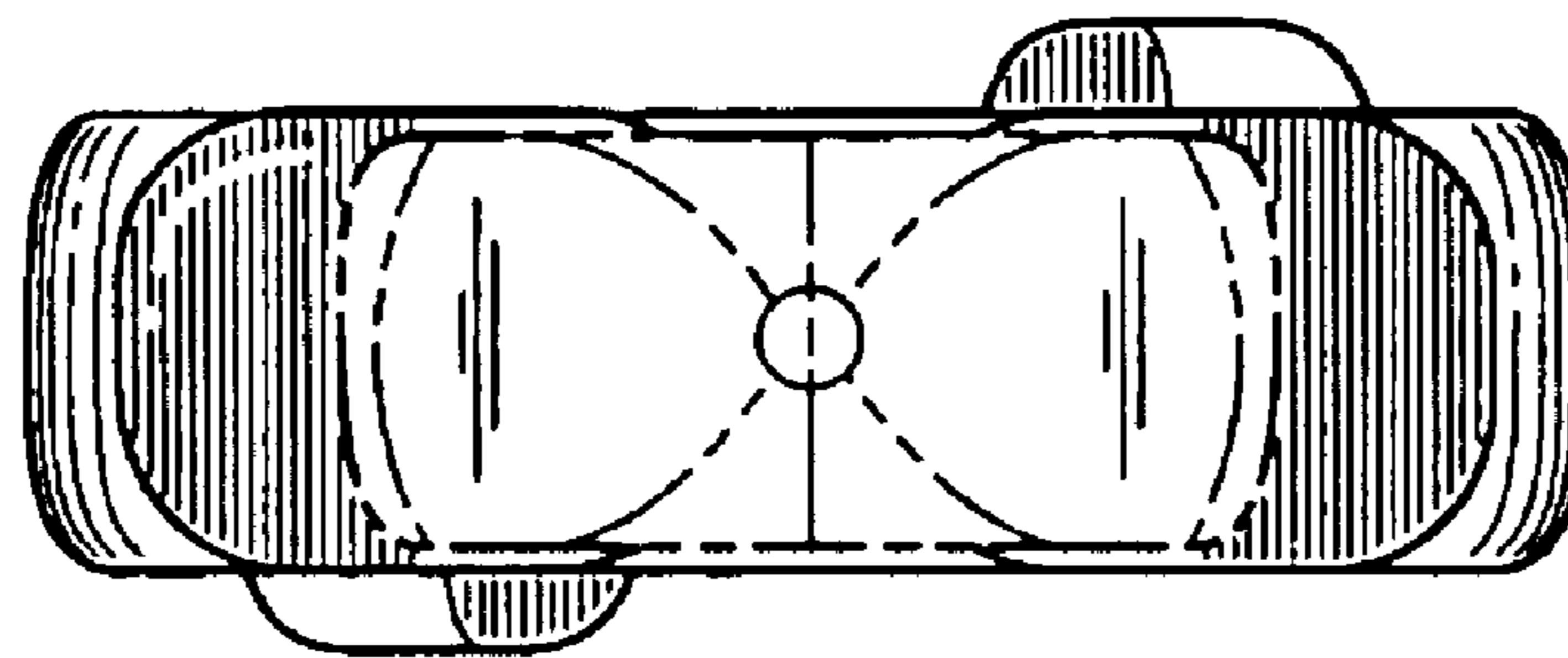


Figure 7

UNITED STATES PATENT AND TRADEMARK OFFICE
CERTIFICATE OF CORRECTION

PATENT NO. : Des. 520,845 S
APPLICATION NO. : 29/196726
DATED : May 16, 2006
INVENTOR(S) : Rebecca Walker

Page 1 of 1

It is certified that error appears in the above-identified patent and that said Letters Patent is hereby corrected as shown below:

On the front page of the issued patent,

Item (75), cancel "Wlaker" and insert --- Walker --- .

Signed and Sealed this

Twenty-second Day of August, 2006

A handwritten signature in black ink on a light gray dotted background. The signature reads "Jon W. Dudas" in a cursive style.

JON W. DUDAS

Director of the United States Patent and Trademark Office