

US00D520843S

(12) **United States Design Patent**
Voros

(10) **Patent No.:** **US D520,843 S**

(45) **Date of Patent:** **** May 16, 2006**

(54) **KNIFE**

5,953,821 A * 9/1999 Mearns 30/161
6,305,085 B1 * 10/2001 Stallegger et al. 30/161

(75) Inventor: **Robert Voros**, Pocking (DE)

* cited by examiner

(73) Assignee: **Boker USA, Inc.**, Lakewood, CO (US)

Primary Examiner—Philip S. Hyder

(**) Term: **14 Years**

(74) *Attorney, Agent, or Firm*—Blank Rome LLP

(21) Appl. No.: **29/217,047**

(57) **CLAIM**

(22) Filed: **Nov. 15, 2004**

The ornamental design for a knife, as shown and described.

(51) **LOC (8) Cl.** **08-03**

(52) **U.S. Cl.** **D8/99**

(58) **Field of Classification Search** D8/98,
D8/99, 105; D22/118; 30/154, 155, 156,
30/157, 158, 159, 160, 161

See application file for complete search history.

DESCRIPTION

(56) **References Cited**

U.S. PATENT DOCUMENTS

4,083,110 A * 4/1978 Goldin et al. 30/155
D257,612 S * 12/1980 Goldin et al. D8/99
D270,655 S * 9/1983 Collins D22/118
D275,448 S * 9/1984 Ferraro D8/99
4,536,959 A * 8/1985 Ross 30/161
D296,657 S * 7/1988 LeFeber D8/98
D302,650 S * 8/1989 Giordano D8/99
4,947,551 A * 8/1990 Deisch 30/161
D333,604 S * 3/1993 Thompson et al. D8/99

FIG. 1 is a front elevational view of the knife in accordance with an embodiment of the design;

FIG. 2 is a rear elevational view of the knife illustrated in FIG. 1;

FIG. 3 is a top plan view of the knife illustrated in FIGS. 1-2;

FIG. 4 is a bottom plan view of the knife illustrated in FIGS. 1-3;

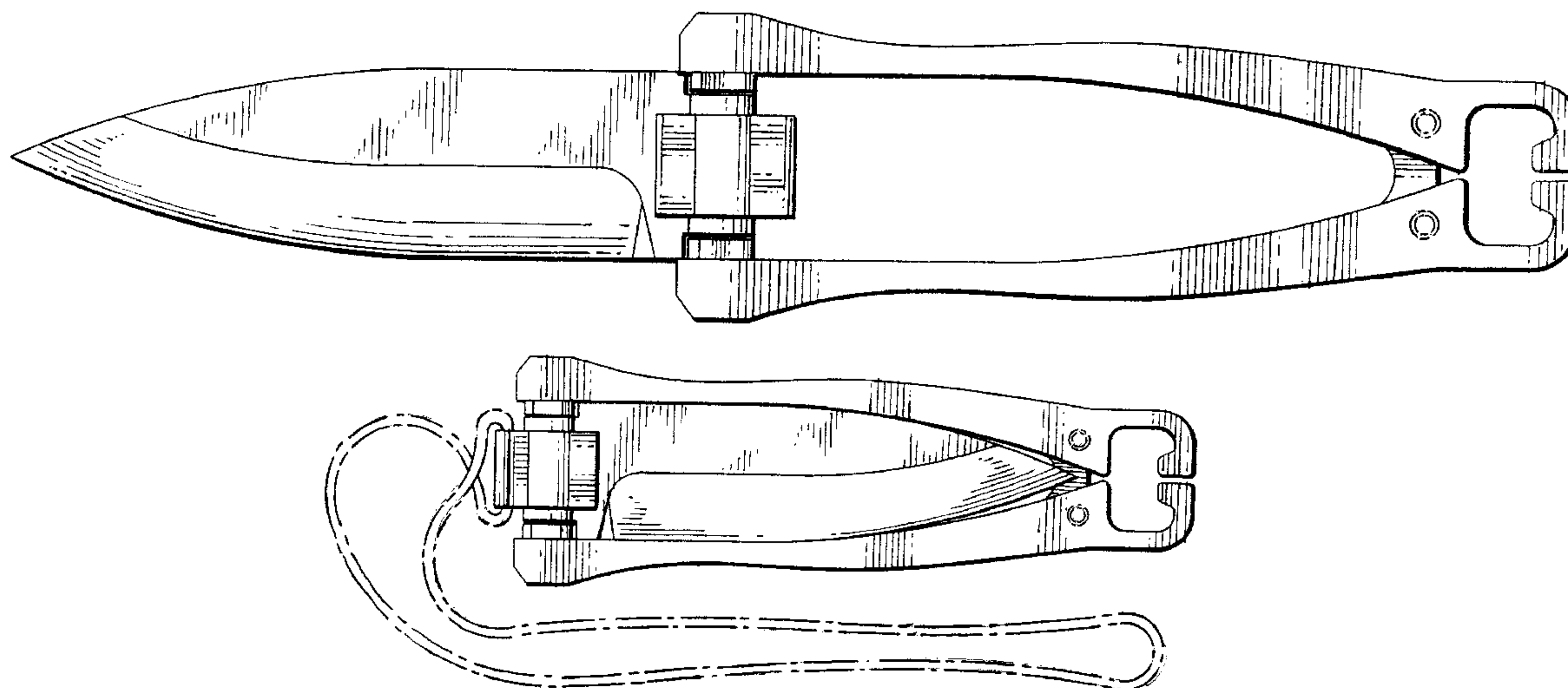
FIG. 5 is a right side elevational view of the knife illustrated in FIGS. 1-4;

FIG. 6 is a left side elevational view of the knife illustrated in FIGS. 1-5; and,

FIG. 7 is a right side elevational view of the knife illustrated in FIGS. 1-6, showing the knife in a folded position.

The broken line portions of the drawings are for illustrative purposes only and form no part of the claimed design.

1 Claim, 2 Drawing Sheets






FIG. 1

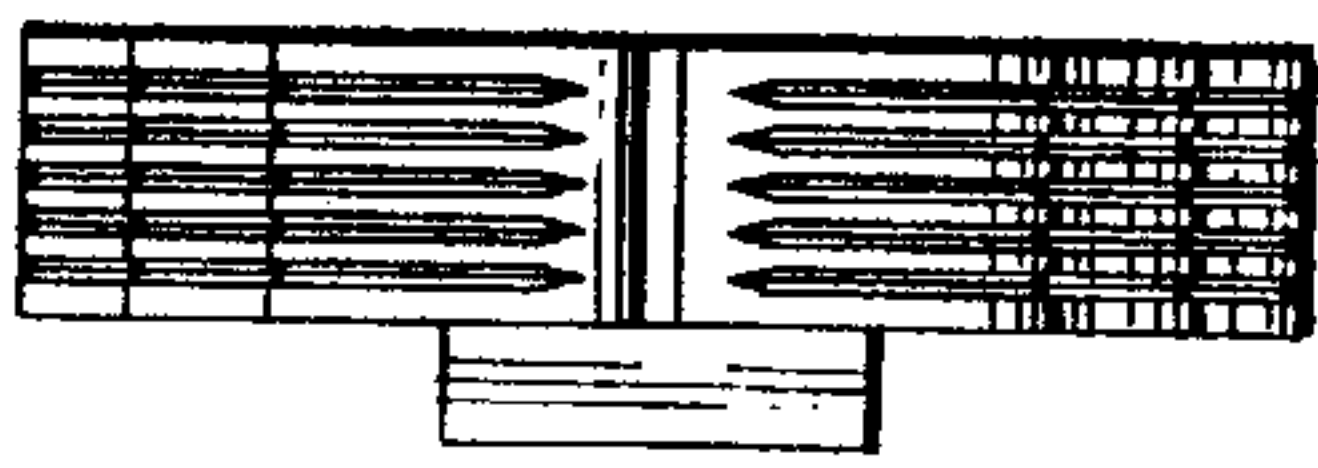


FIG. 2

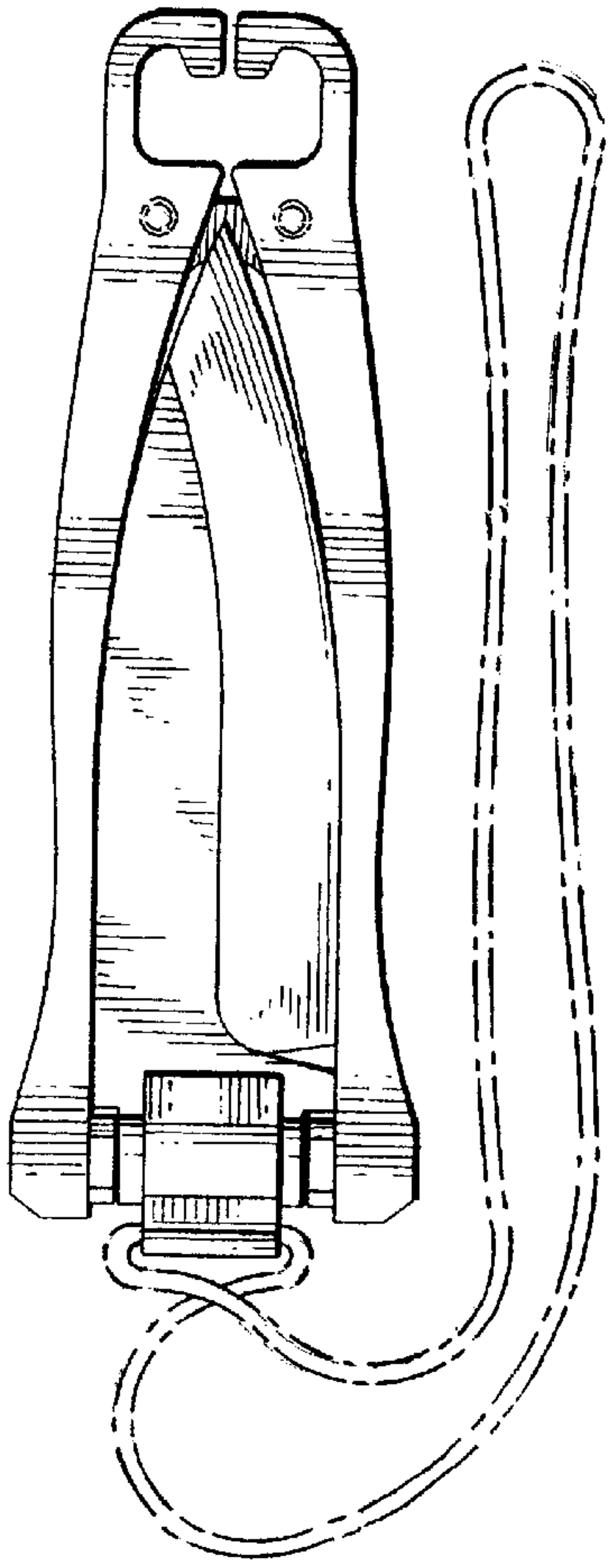


FIG. 7



FIG. 3

FIG. 4



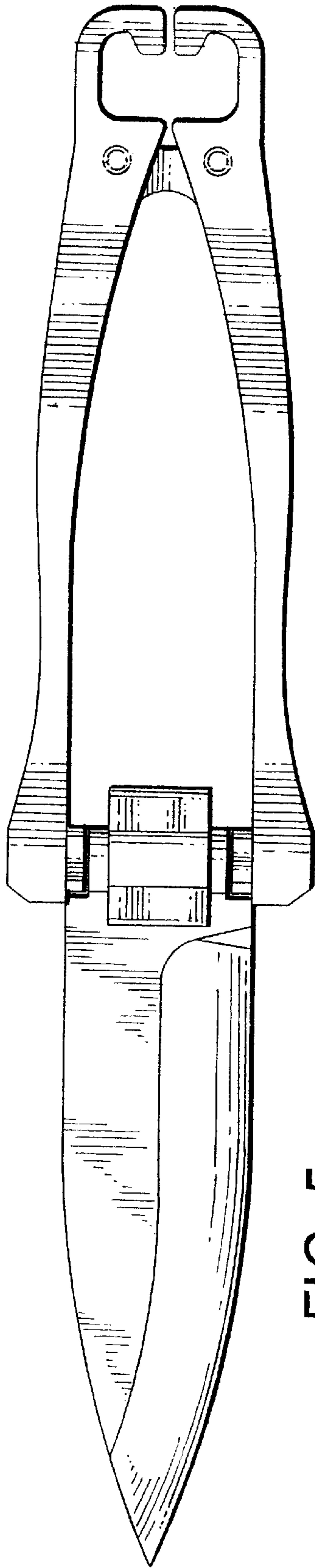


FIG. 5

FIG. 6

