

US00D520838S

(12) **United States Design Patent**
Okada et al.

(10) **Patent No.:** **US D520,838 S**

(45) **Date of Patent:** **** May 16, 2006**

(54) **PORTABLE ELECTRIC HAMMER DRILL**

(75) Inventors: **Masanori Okada**, Hitachinaka (JP);
Masato Sakai, Hitachinaka (JP);
Yoshitaka Suzuki, Wako (JP); **Takeshi**
Taniguchi, Hitachinaka (JP); **Hiroshi**
Haga, Hitachinaka (JP); **Kazuhiro**
Suzuki, Asaka (JP)

(73) Assignee: **Hitachi Koki Co., Ltd.**, Tokyo (JP)

(**) Term: **14 Years**

(21) Appl. No.: **29/230,805**

(22) Filed: **May 27, 2005**

(30) **Foreign Application Priority Data**

Nov. 30, 2004 (JP) 2004-036615

(51) **LOC (8) Cl.** **08-01**

(52) **U.S. Cl.** **D8/69**

(58) **Field of Classification Search** D8/14.1,
D8/61, 62, 63, 64, 65, 66, 67, 68, 69, 70;
81/57.11, 429, 464, 465, 466, 469, 489; 173/13,
173/169, 178, 213, 217, 114, 201, 211; 227/8,
227/114, 120, 130, 136, 142; 408/20, 124,
408/125, 234, 241 R; 451/358; 310/50

See application file for complete search history.

(56) **References Cited**

U.S. PATENT DOCUMENTS

3,022,769 A * 2/1962 Amundsen et al. 173/169
4,260,916 A * 4/1981 Theissig 310/50
4,366,403 A * 12/1982 Simpson et al. 310/50
4,967,888 A * 11/1990 Lippacher et al. 173/178
D349,029 S * 7/1994 Matsunaga et al. D8/69
D361,252 S * 8/1995 De Neergaard et al. D8/69

D380,132 S * 6/1997 Matsunaga et al. D8/69
D386,379 S * 11/1997 Kasuya D8/69
D395,586 S * 6/1998 Arakawa et al. D8/69
6,127,751 A * 10/2000 Kristen et al. 310/50
6,155,356 A * 12/2000 Kikuchi et al. 173/211
D466,780 S * 12/2002 Stirm D8/69
D477,206 S * 7/2003 Sakai et al. D8/69
6,705,410 B1 * 3/2004 Ziegler 173/178
D503,078 S * 3/2005 Sakai et al. D8/69
6,907,942 B1 * 6/2005 Kikuchi et al. 173/114
6,938,705 B1 * 9/2005 Kikuchi 173/201
2003/0155142 A1 * 8/2003 Kikuchi et al. 173/114
2004/0112615 A1 * 6/2004 Mayr et al. 173/217
2005/0145403 A1 * 7/2005 Kikuchi 173/201

FOREIGN PATENT DOCUMENTS

GB 3001470 S * 2/2002

* cited by examiner

Primary Examiner—Gary D. Watson

Assistant Examiner—T. Chase Nelson

(74) *Attorney, Agent, or Firm*—Sughrue Mion, PLLC

(57) **CLAIM**

The ornamental design for a portable electric hammer drill,
as shown.

DESCRIPTION

FIG. 1 is a perspective view of the top, front and left side of
a portable electric hammer drill showing our new design;
FIG. 2 is a front elevational view thereof;
FIG. 3 is a rear elevational view thereof;
FIG. 4 is a top plan view thereof;
FIG. 5 is a bottom plan view thereof;
FIG. 6 is a left side elevational view thereof; and,
FIG. 7 is a right side elevational view thereof.

1 Claim, 3 Drawing Sheets

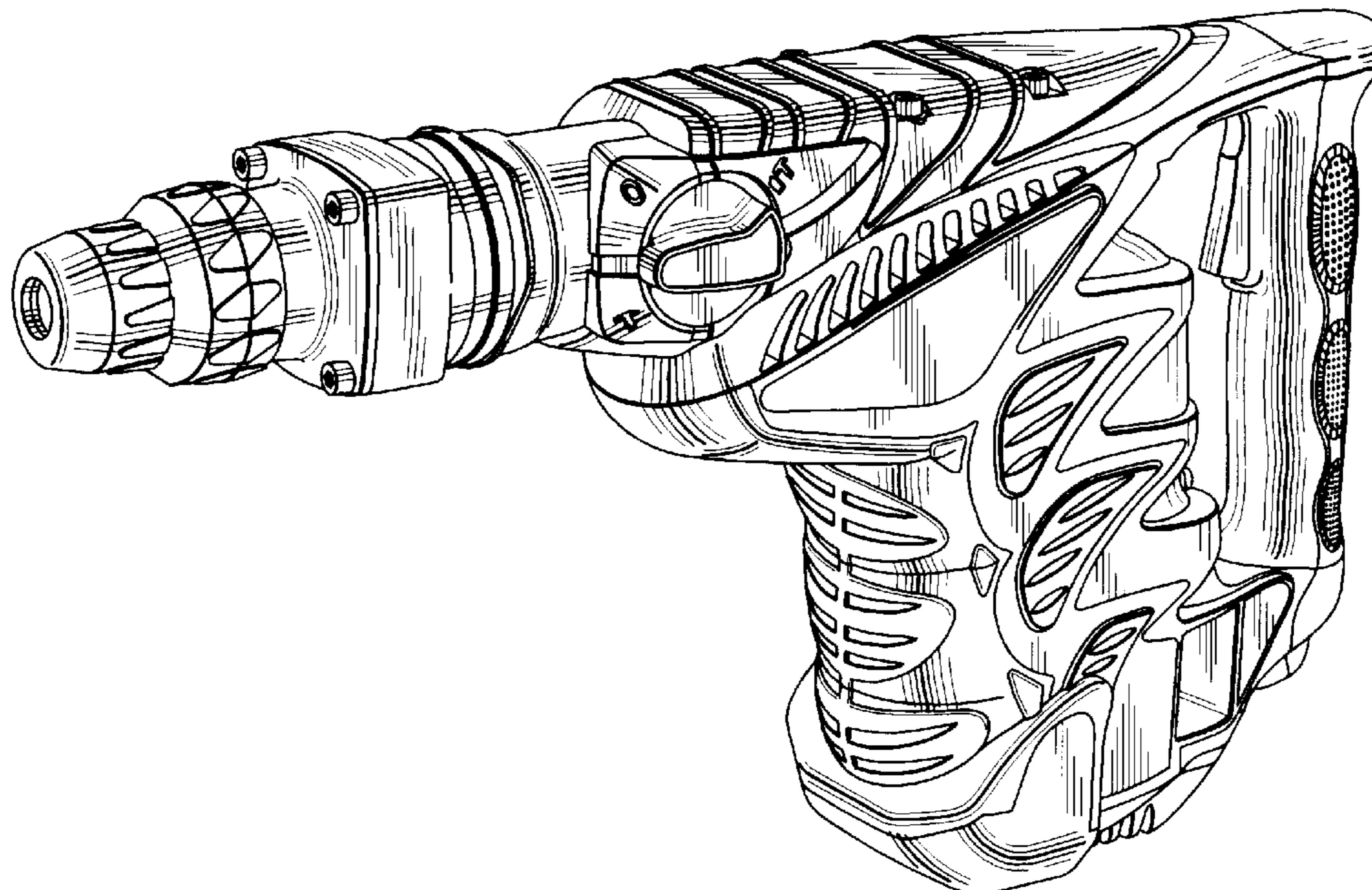


FIG. 1

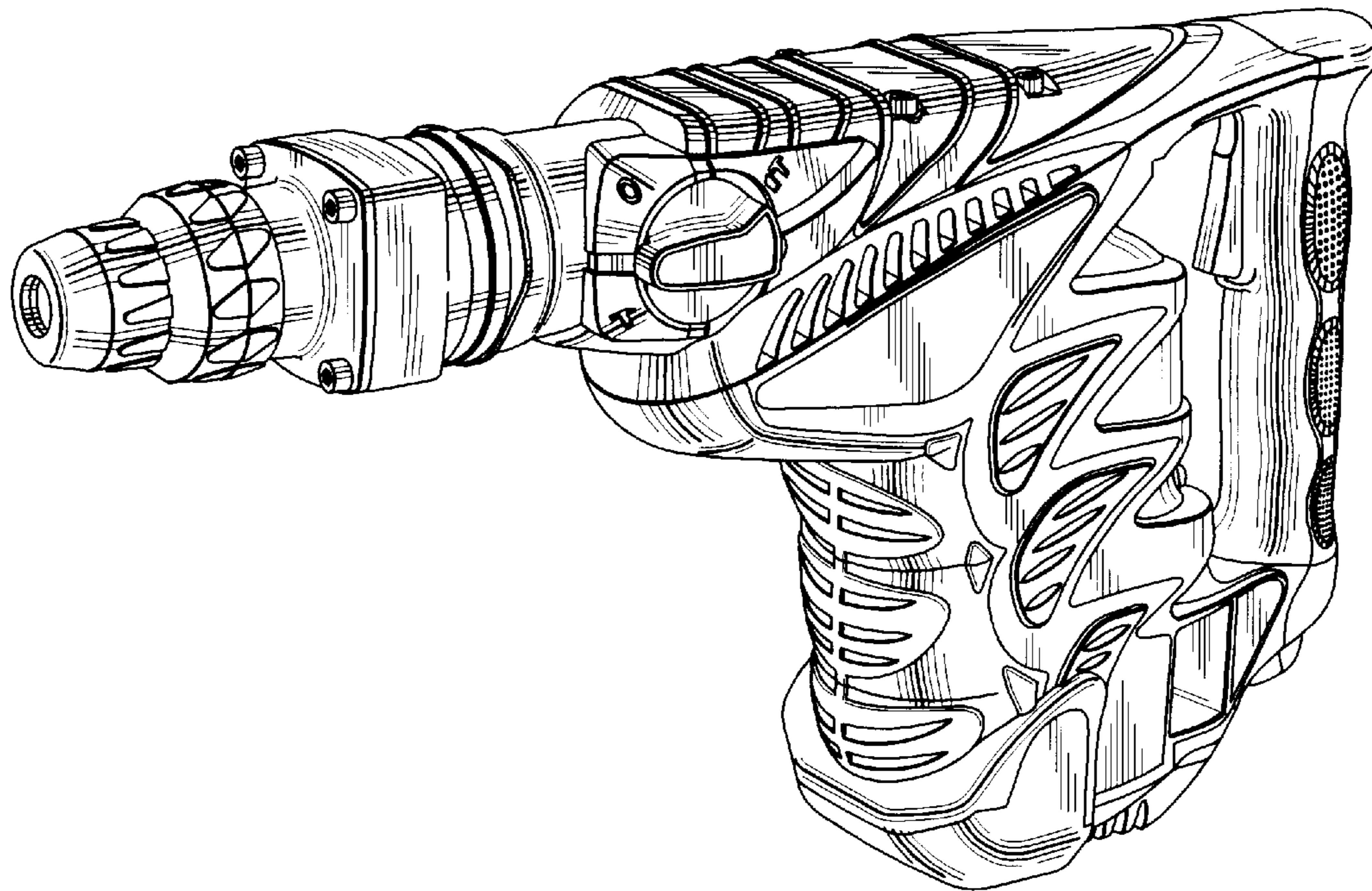


FIG.2

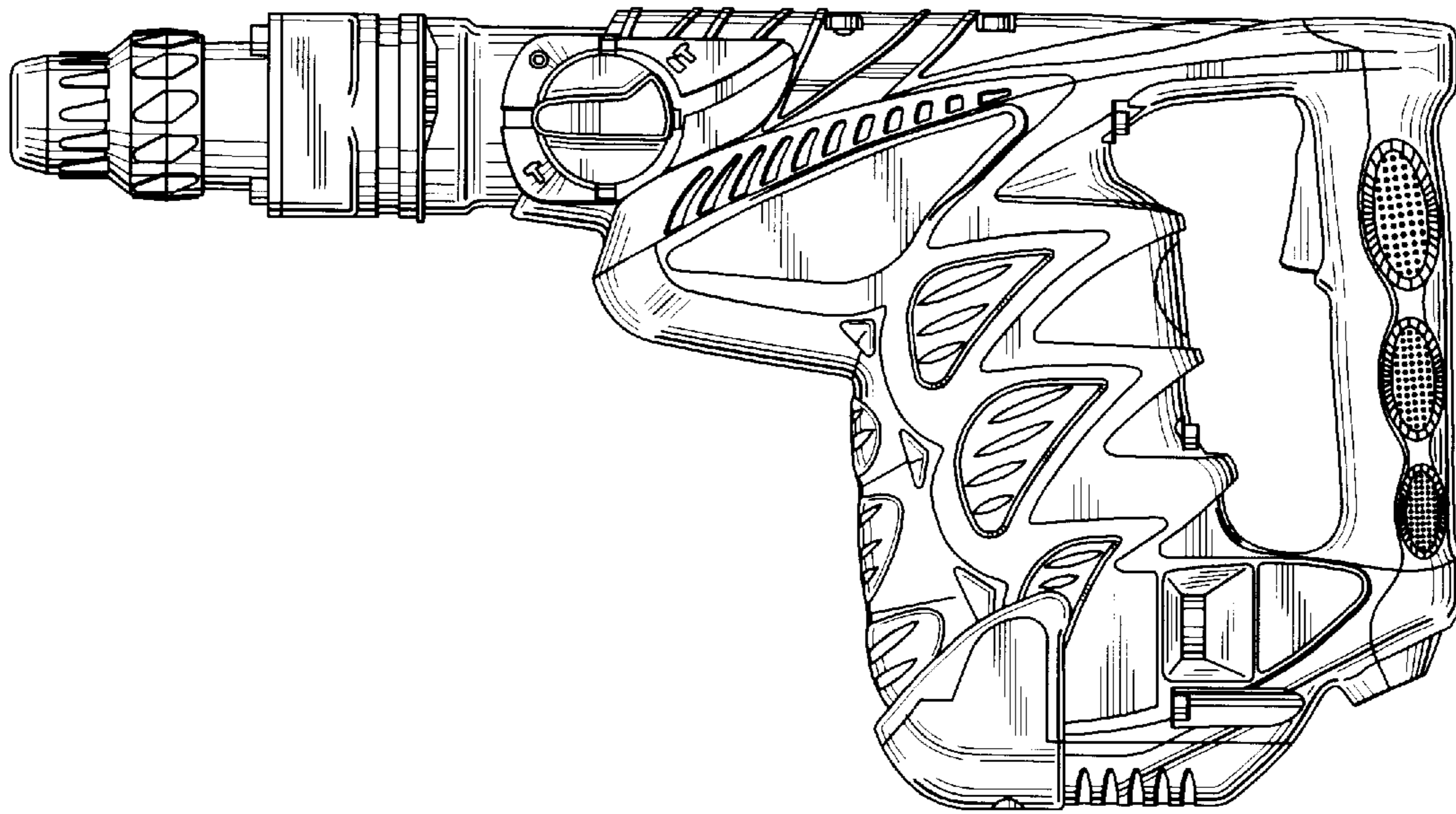


FIG.3

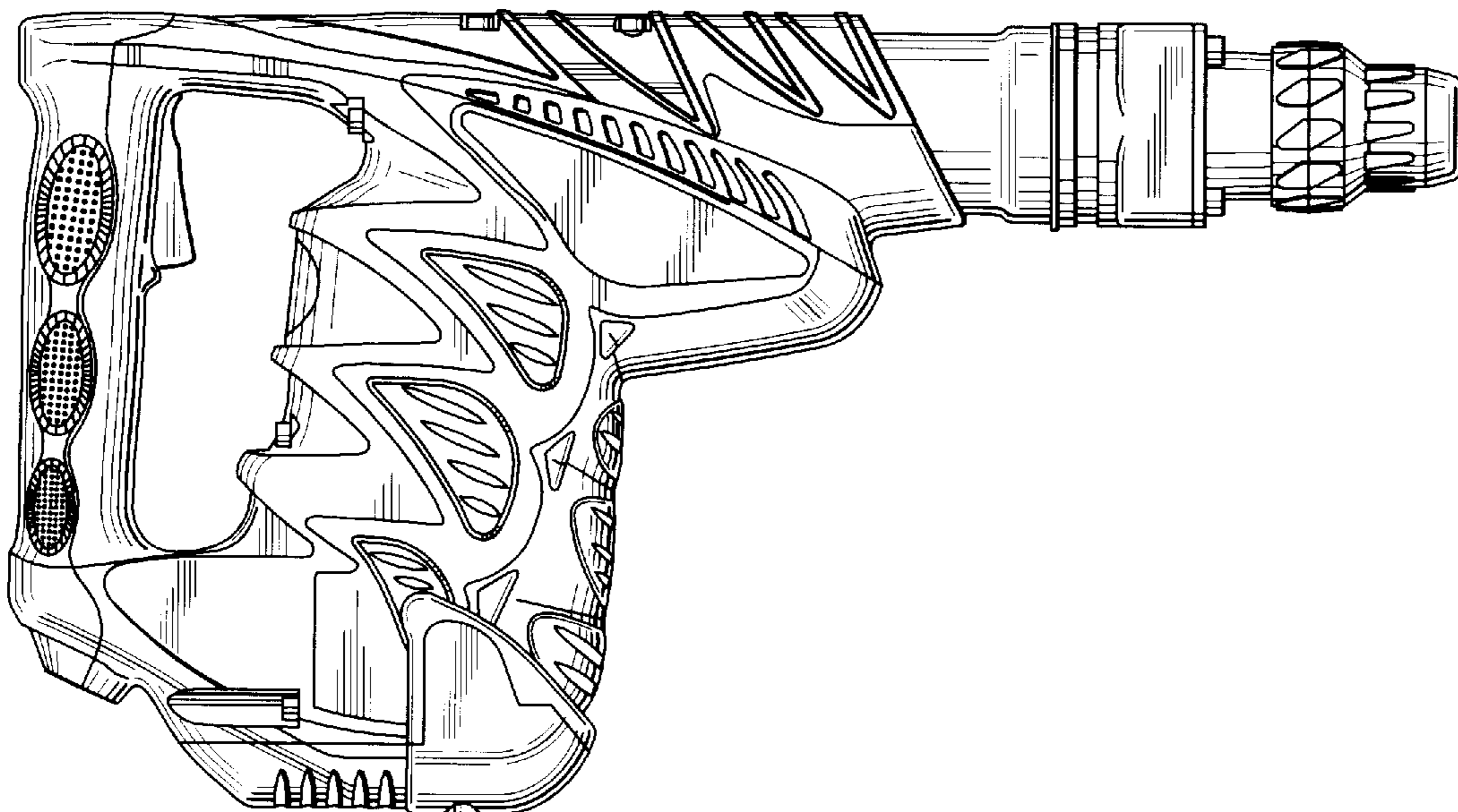


FIG.4

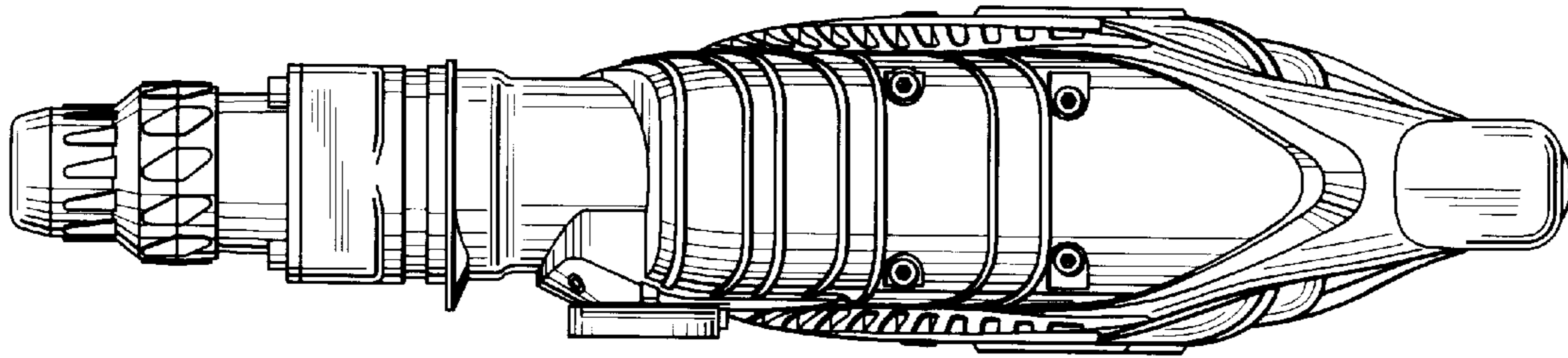


FIG.5

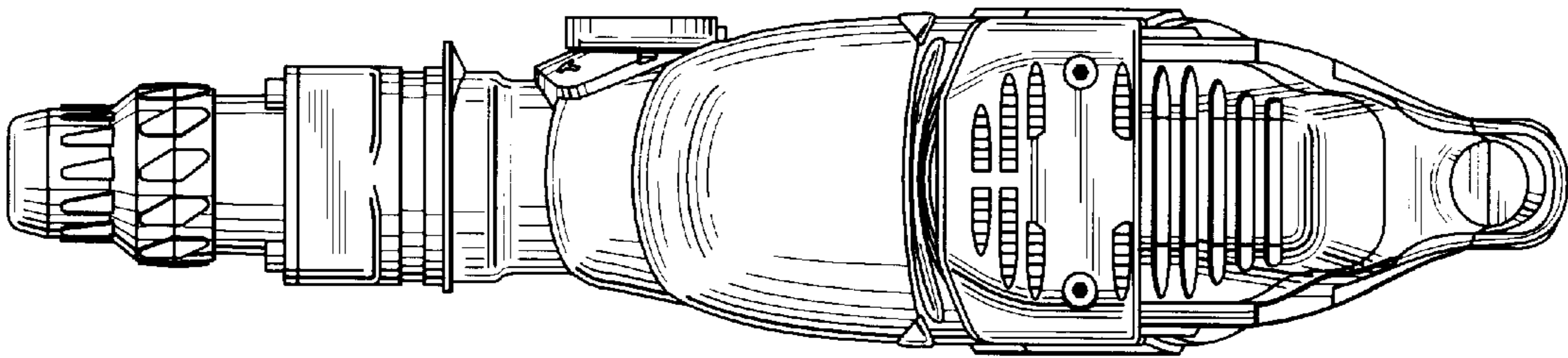


FIG.6

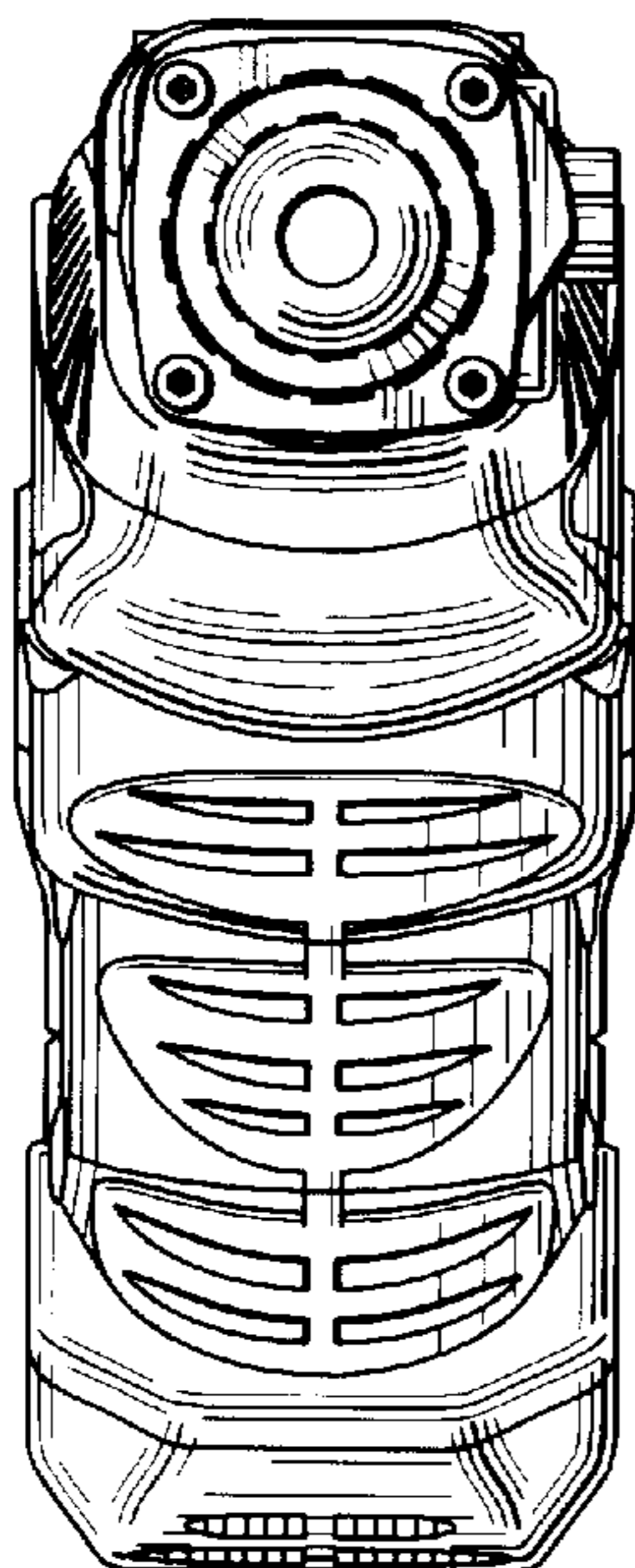


FIG.7

