



US00D520823S

(12) **United States Design Patent**
Chen

(10) **Patent No.:** **US D520,823 S**

(45) **Date of Patent:** **** May 16, 2006**

(54) **WRENCH**

(76) Inventor: **Terence Chen**, No. 325, Yung Ching Rd., Tung Shan Hsiang, Lo Tung Town, Yi Lan Hsien (TW)

(**) Term: **14 Years**

(21) Appl. No.: **29/218,514**

(22) Filed: **Dec. 3, 2004**

(51) **LOC (8) Cl.** **08-05**

(52) **U.S. Cl.** **D8/25**

(58) **Field of Classification Search** D8/21-29;
81/119, 121.1, 124.3, 124.4, 124.6, 124.7,
81/125, 125.1, 3.09, 486, 123, 124.2, 120,
81/62, 63, 63.1; D21/563, 779
See application file for complete search history.

(56) **References Cited**

U.S. PATENT DOCUMENTS

4,357,845	A	*	11/1982	Cornia	81/125
4,584,914	A	*	4/1986	Hall et al.	81/176.15
4,791,837	A	*	12/1988	Main	81/63.1
D319,562	S	*	9/1991	Ballard	D8/29
5,272,943	A	*	12/1993	Edwards	81/461
D440,841	S	*	4/2001	Murphy	D8/29
D448,826	S	*	10/2001	Galy	D21/779
6,321,625	B1	*	11/2001	Fernandez	81/176.2
D456,462	S	*	4/2002	Sorensen	D21/488

6,457,388	B1	*	10/2002	Chen	81/63.2
6,604,441	B1	*	8/2003	Lin	81/177.2
D489,110	S	*	4/2004	Carlson	D21/779
6,948,605	B1	*	9/2005	Gauthier	192/43.1

OTHER PUBLICATIONS

Corvette Central cat. dated 2004 p. 124.*
Chip-Tech MRO cat. dated 2003 p. 534.*

* cited by examiner

Primary Examiner—Raphael Barkai

Assistant Examiner—Randall H. Gholson

(74) *Attorney, Agent, or Firm*—Alan D. Kamrath; Nikolai & Mersereau, P.A.

(57) **CLAIM**

The ornamental design for wrench, as shown and described.

DESCRIPTION

FIG. 1 is a perspective view of a wrench showing my new design;

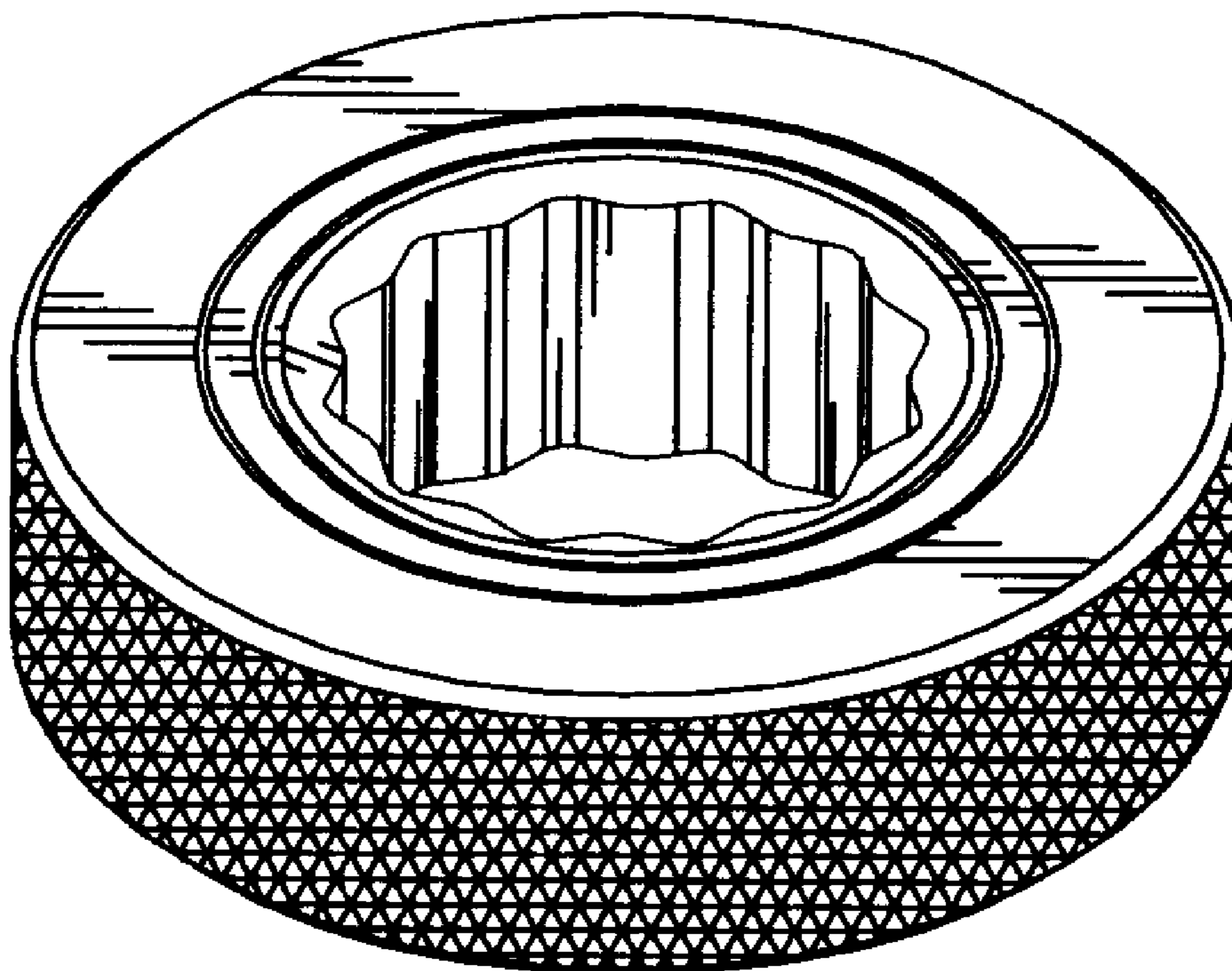
FIG. 2 is a front view thereof; the opposite side being a mirror image of the shown;

FIG. 3 is a left view thereof; the opposite side being a mirror image of the shown;

FIG. 4 is a top view thereof; and,

FIG. 5 is a bottom view thereof.

1 Claim, 2 Drawing Sheets



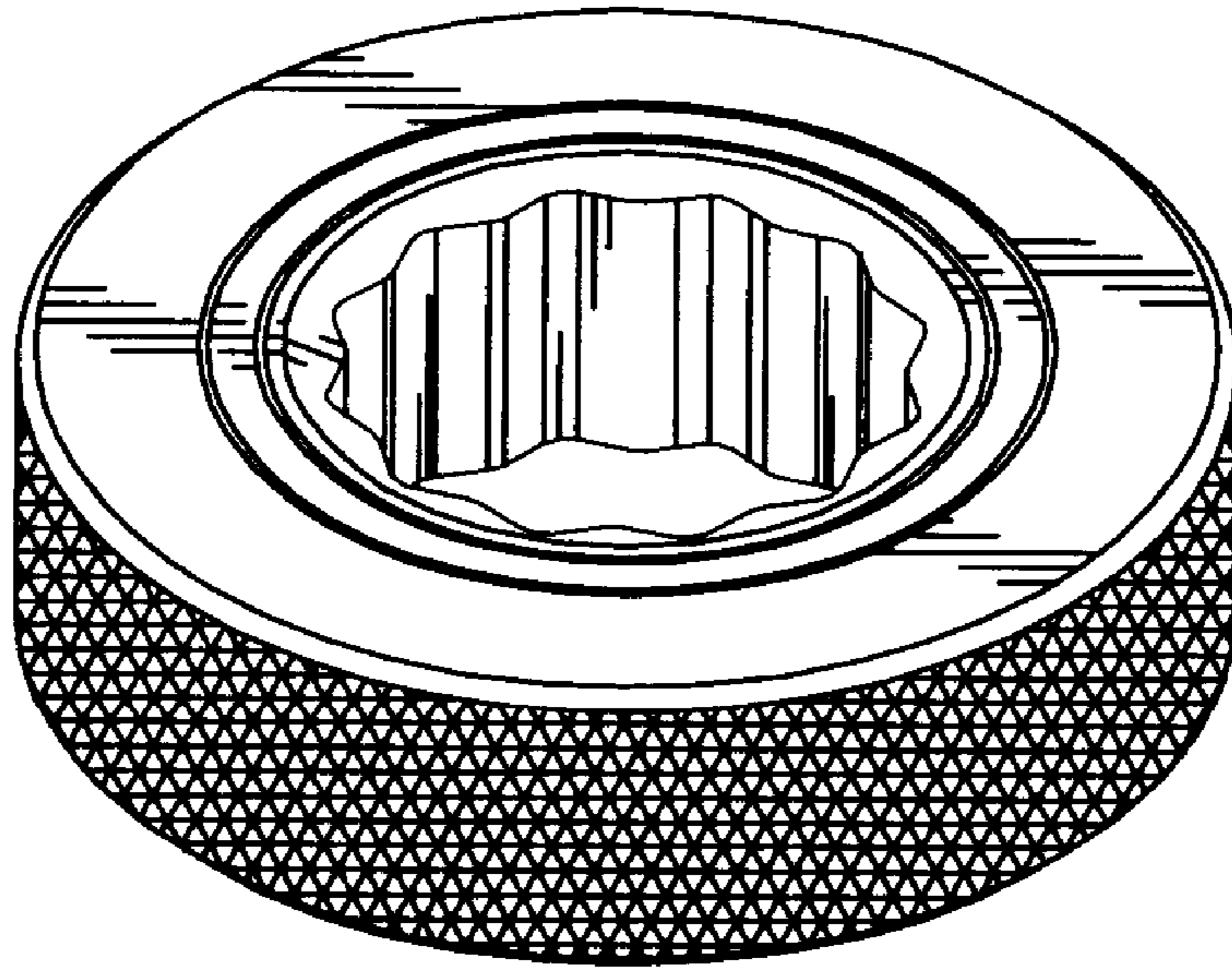


Fig 1




Fig 2




Fig 3

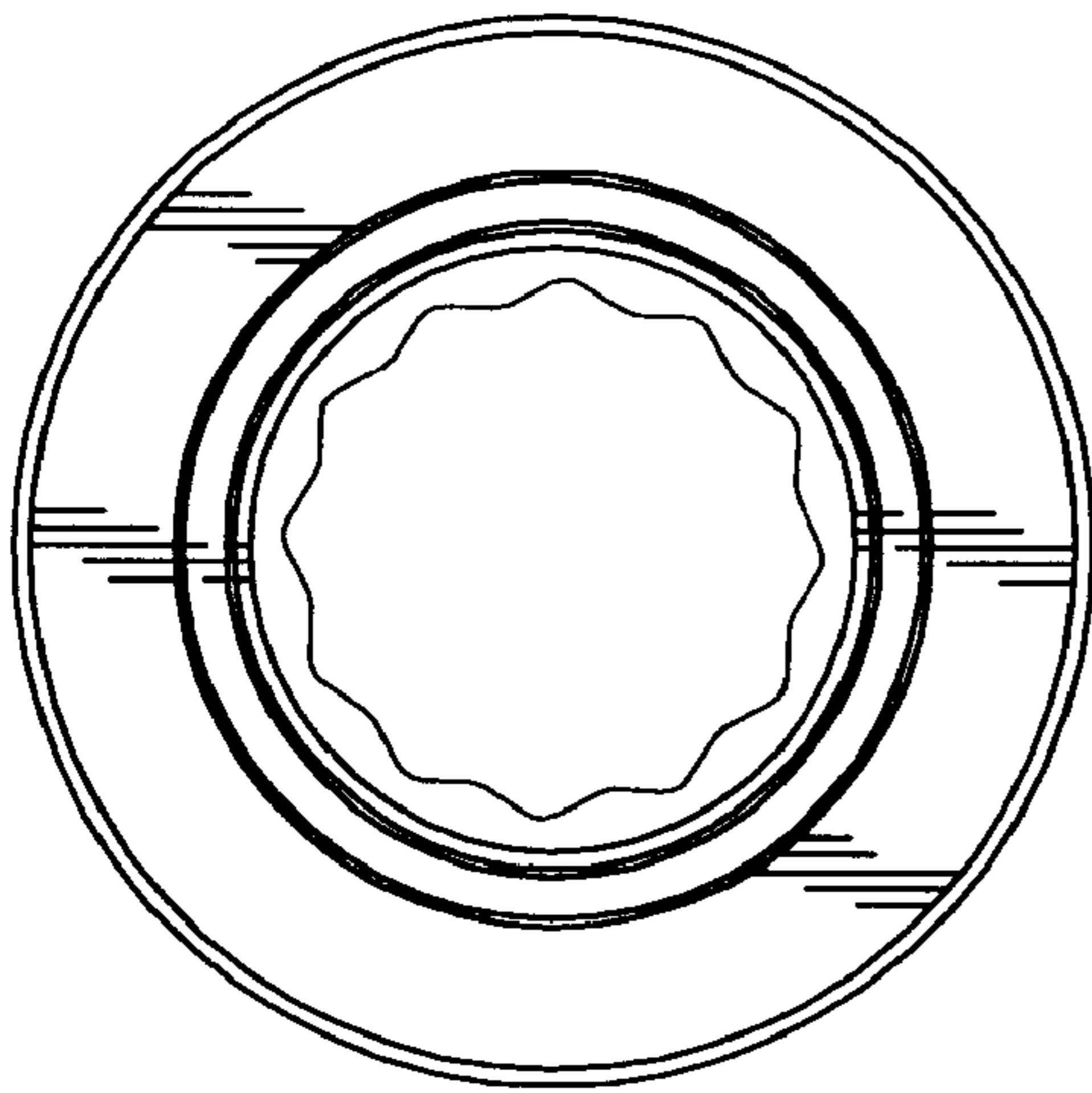


Fig 4

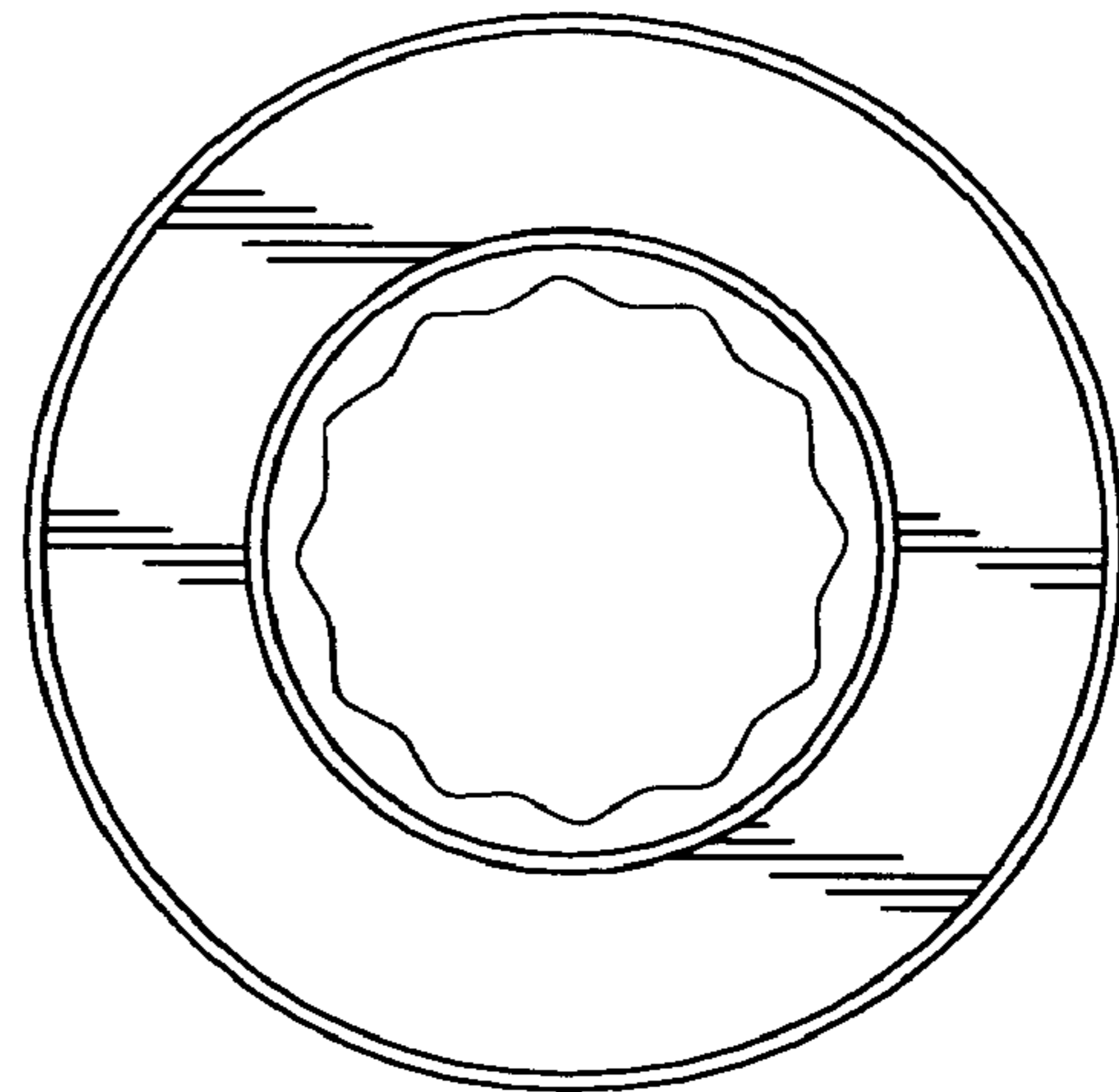


Fig 5