



US00D520815S

(12) **United States Design Patent**  
**Scherer**

(10) **Patent No.:** **US D520,815 S**

(45) **Date of Patent:** **\*\* May 16, 2006**

(54) **PLATE**

(75) **Inventor:** **Bernard Scherer, Luxembourg (LU)**

(73) **Assignee:** **Villeroy & Boch AG, Mettlach (DE)**

(\*\*) **Term:** **14 Years**

(21) **Appl. No.:** **29/209,744**

(22) **Filed:** **Jul. 21, 2004**

(30) **Foreign Application Priority Data**

Jan. 28, 2004 (EM) ..... 000 129 085

(51) **LOC (8) Cl.** ..... **07-01**

(52) **U.S. Cl.** ..... **D7/543; D7/554.2; D7/570;**  
**D7/584**

(58) **Field of Classification Search** ..... **D7/588,**  
**D7/501, 550.1, 543, 576, 584, 575, 585, 570,**  
**D7/555, 586, 554.2, 544, 545, 554.4, 560,**  
**D7/565; 220/575, 574; 229/400, 406; 206/562,**  
**206/519, 217**

See application file for complete search history.

(56) **References Cited**

**U.S. PATENT DOCUMENTS**

D22,617 S \* 7/1893 Havilland ..... D7/570

D23,900 S \* 12/1894 Havilland ..... D7/570  
D33,911 S \* 1/1901 Streiff ..... D7/570  
D36,505 S \* 8/1903 Havilland ..... D7/570  
D37,095 S \* 8/1904 Havilland ..... D7/570  
D37,893 S \* 3/1906 Ahrenfeldt ..... D7/570  
1,771,374 A \* 7/1930 Burkard ..... 99/430  
D291,856 S \* 9/1987 Everhan ..... D7/570  
D312,754 S \* 12/1990 Unger ..... D7/585  
D376,292 S \* 12/1996 Unger ..... D7/396.5  
D378,794 S \* 4/1997 Joyce ..... D7/585  
D445,684 S \* 7/2001 Key ..... D9/447  
D476,195 S \* 6/2003 Wellner ..... D7/585

\* cited by examiner

*Primary Examiner*—M. N. Pandozzi

(74) *Attorney, Agent, or Firm*—Friedrich Kueffner

(57) **CLAIM**

The ornamental design for a plate, as shown and described.

**DESCRIPTION**

FIG. 1 is a top view thereof of a plate showing my new design;

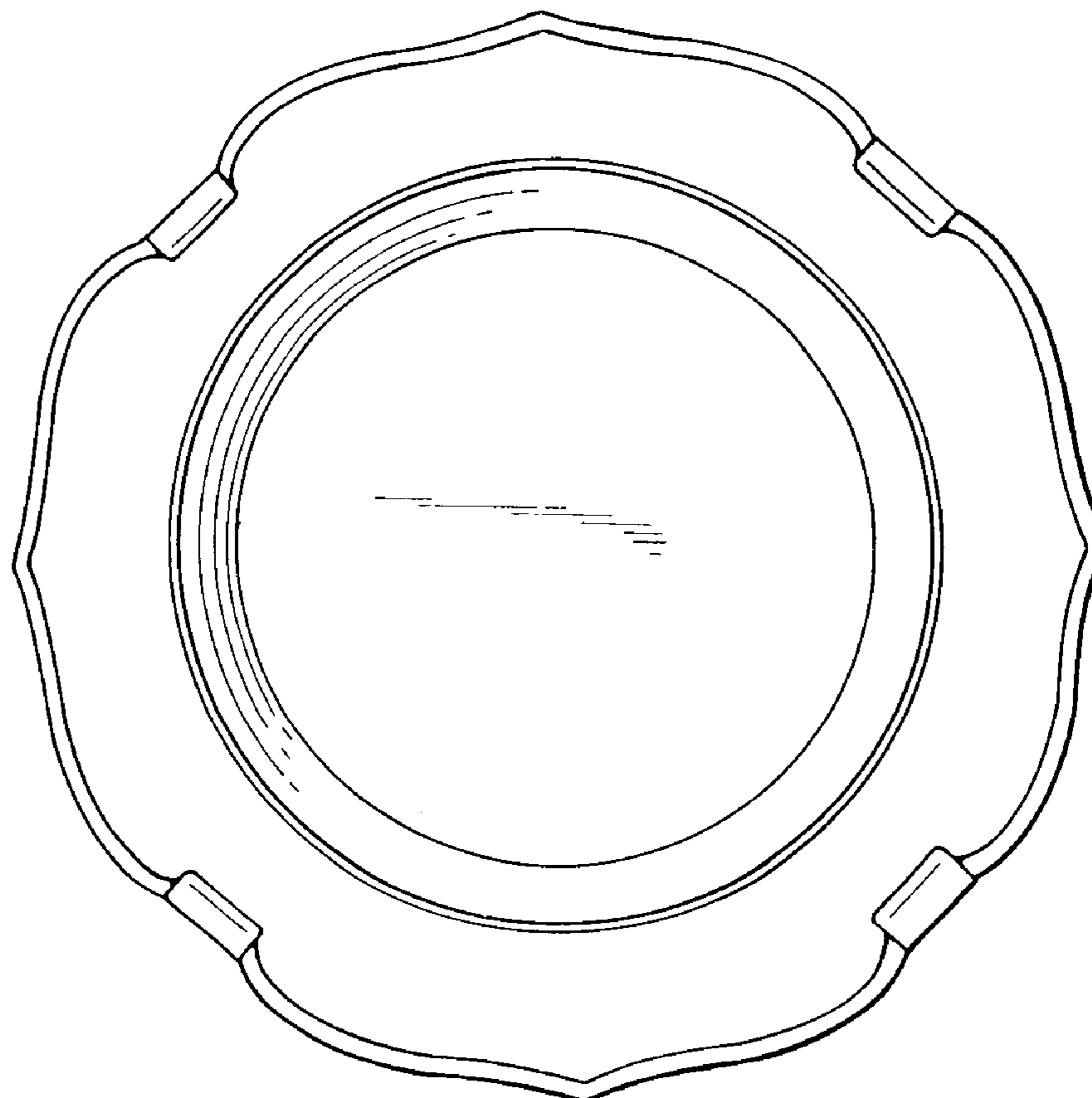
FIG. 2 is a bottom view thereof;

FIG. 3 is a perspective view thereof;

FIG. 4 is a another perspective view thereof; and,

FIG. 5 is a side view thereof.

**1 Claim, 1 Drawing Sheet**



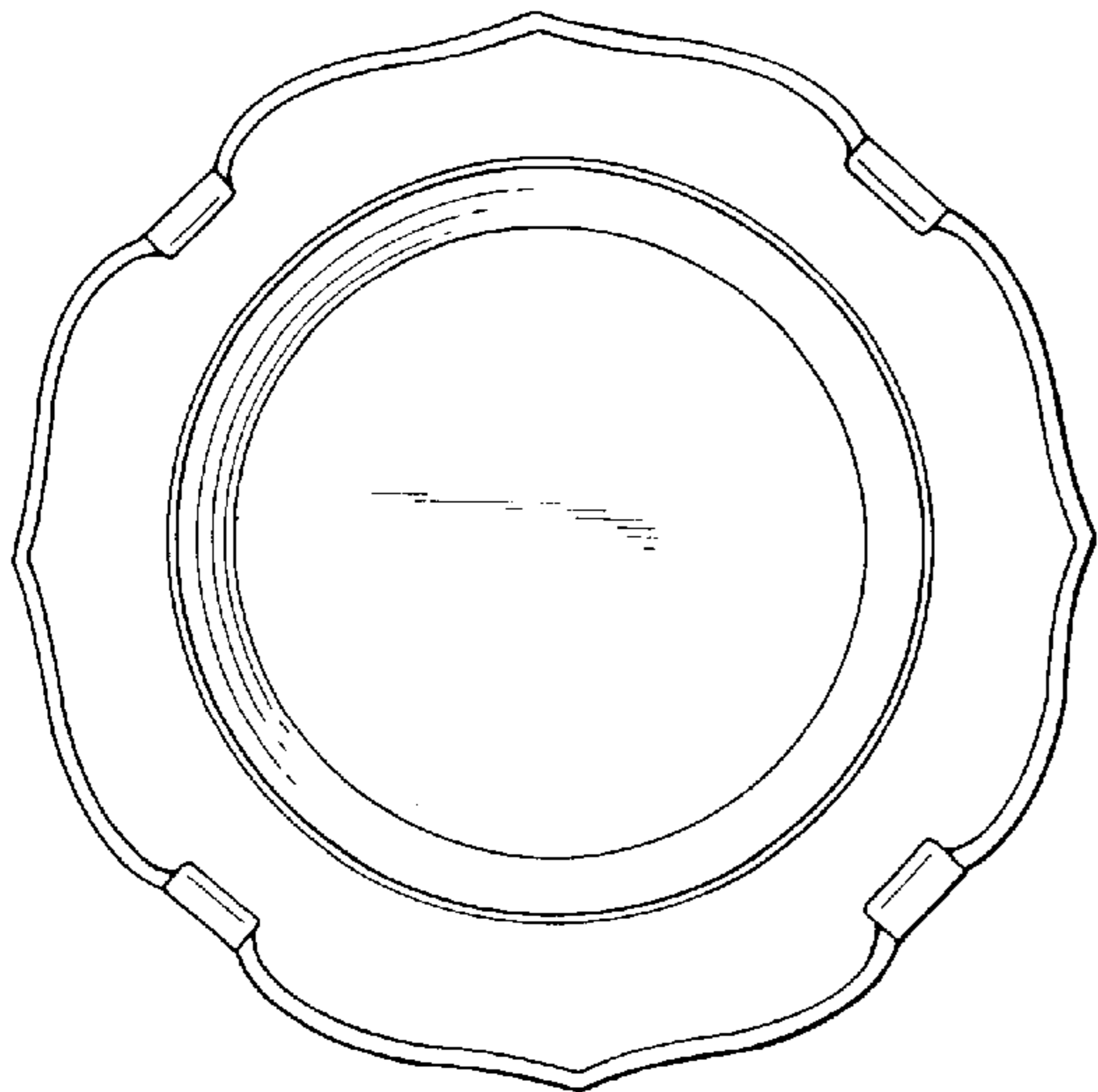


FIG.1

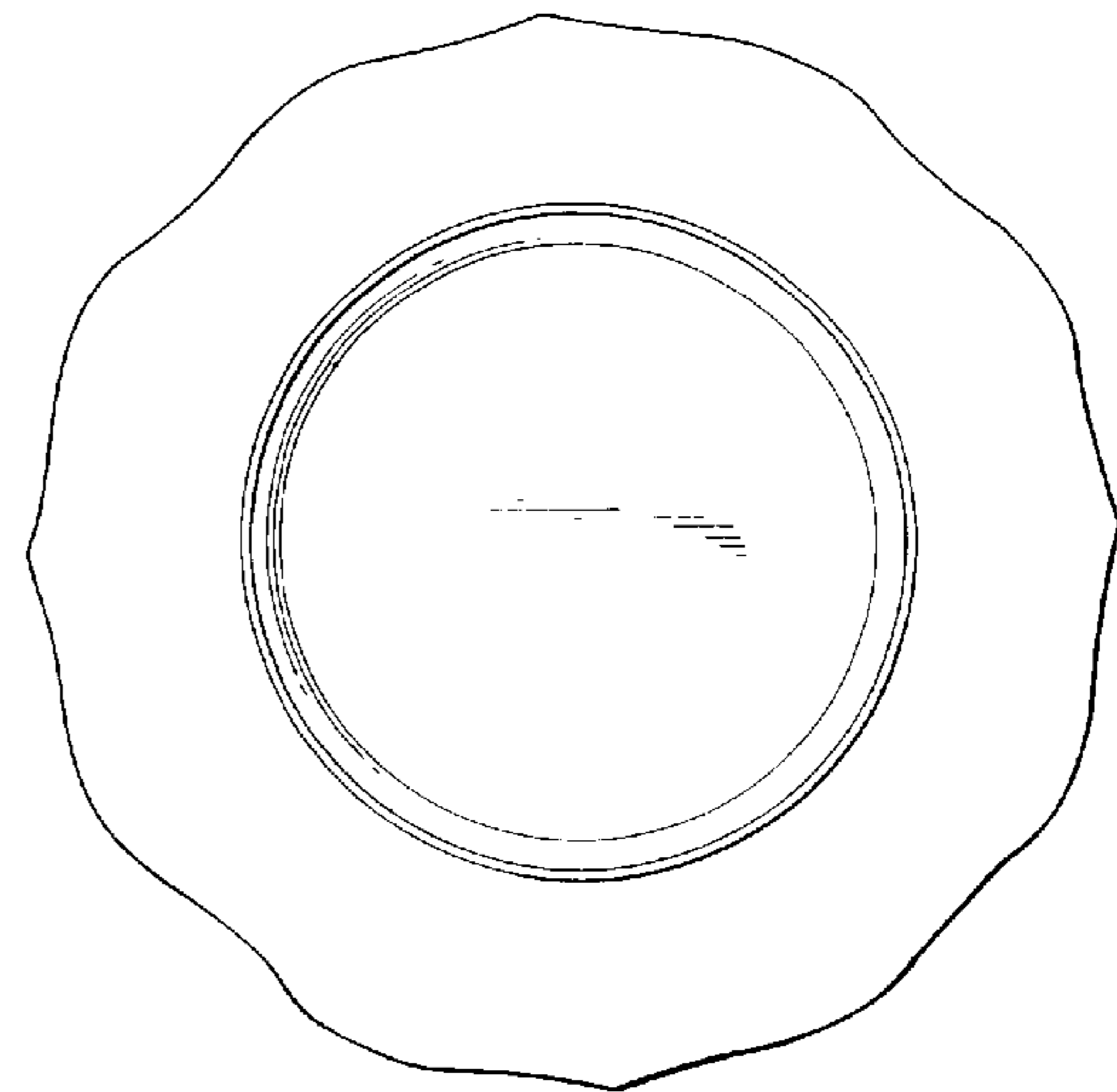


FIG.2

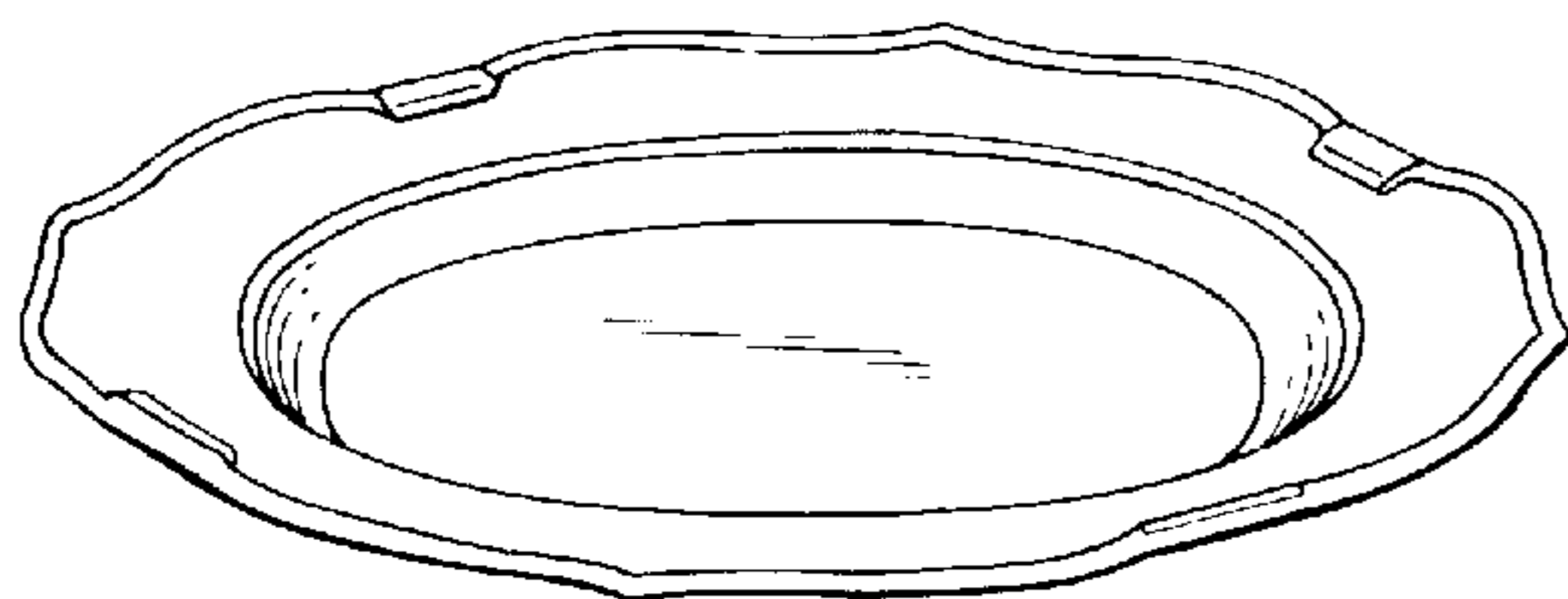


FIG.3




FIG.4




FIG.5