



US00D520809S

(12) **United States Design Patent**  
**Randolph et al.**

(10) **Patent No.:** **US D520,809 S**

(45) **Date of Patent:** **\*\* \*May 16, 2006**

(54) **LID**

(75) Inventors: **Ross Steven Randolph**, Rockaway, NJ (US); **Joseph Paul Sejnowski**, North Kingstown, RI (US); **Arden Hill**, Brookline, MA (US); **Brenda Liistro**, Westport, CT (US)

(73) Assignee: **Playtex Products, Inc.**, Westport, CT (US)

(\*) Notice: This patent is subject to a terminal disclaimer.

(\*\*) Term: **14 Years**

(21) Appl. No.: **29/213,077**

(22) Filed: **Sep. 13, 2004**

**Related U.S. Application Data**

(60) Division of application No. 29/177,779, filed on Mar. 14, 2003, now Pat. No. Des. 497,512, which is a continuation-in-part of application No. 29/168,356, filed on Oct. 1, 2002, now Pat. No. Des. 476,849.

(51) **LOC (8) Cl.** ..... **07-99**

(52) **U.S. Cl.** ..... **D7/392.1; D7/396.2; D7/900; D7/510**

(58) **Field of Classification Search** ..... D7/509, D7/510, 511, 392.1, 516, 900, 534, 396.1; D24/197-199; 220/710.5, 603, 301, 295, 220/713, 715, 719, 714, 711, 717, 721, 361; 215/396, 398, 11.6, 11.4, 11.1, 354, 902, 215/DIG. 7; D9/446, 447; 222/482; 206/520, 206/519

See application file for complete search history.

(56) **References Cited**

**U.S. PATENT DOCUMENTS**

D233,972 S	*	12/1974	Juhlin	.....	D7/511
3,990,596 A		11/1976	Hoftman	.....	215/11 R
4,121,731 A		10/1978	Okerstrum	.....	220/90.4
D310,567 S	*	9/1990	Fitzpatrick	.....	D24/197
D315,212 S		3/1991	Oknuki	.....	D24/47
D315,213 S		3/1991	Ohnuki	.....	D24/47

D326,796 S		6/1992	Kawano	.....	D7/510
D329,355 S		9/1992	Yagi	.....	D7/511
D341,892 S		11/1993	Yagi	.....	D24/197
D346,932 S	*	5/1994	Cautereels et al.	.....	D7/507
D358,299 S	*	5/1995	Brown et al.	.....	D7/516
D359,417 S	*	6/1995	Chen	.....	D7/510
D359,882 S	*	7/1995	Birge, Jr.	.....	D7/510
D361,469 S	*	8/1995	Young	.....	D7/392.1
D366,987 S	*	2/1996	Allegre	.....	D7/510
D368,529 S		4/1996	Allegre	.....	D24/197
5,529,202 A		6/1996	Shamis	.....	220/301
5,542,670 A	*	8/1996	Morano	.....	220/714
D385,748 S	*	11/1997	Iodice et al.	.....	D7/510
D387,247 S	*	12/1997	Randolph	.....	D7/510
D397,906 S	*	9/1998	Briggs et al.	.....	D7/392.1
D407,269 S	*	3/1999	Fletcher	.....	D7/510
D419,029 S	*	1/2000	Randolph	.....	D7/392
D429,959 S		8/2000	Otake	.....	D7/510
6,102,245 A		8/2000	Haberman	.....	220/714
D442,435 S		5/2001	Takagi	.....	D7/510
D451,760 S	*	12/2001	Fox	.....	D7/510
D454,642 S		3/2002	Hakim	.....	D24/197
D474,647 S	*	5/2003	Reinius et al.	.....	D7/510
D476,850 S	*	7/2003	Featherston et al.	.....	D7/510
6,745,915 B1	*	6/2004	Rees	.....	220/714
2001/0027956 A1		10/2001	Bonacorso et al.	.....	215/11.1

\* cited by examiner

*Primary Examiner*—M. N. Pandozzi

(74) *Attorney, Agent, or Firm*—Ohlandt, Greeley, Ruggiero & Perle, L.L.P.

(57) **CLAIM**

The ornamental design for a lid, as shown and described.

**DESCRIPTION**

FIG. 1 is a front perspective view of a lid showing my design;

FIG. 2 is a rear perspective view of the lid of FIG. 1;

FIG. 3 is a front view of the lid FIG. 1;

FIG. 4 is a rear view of the lid of FIG. 1;

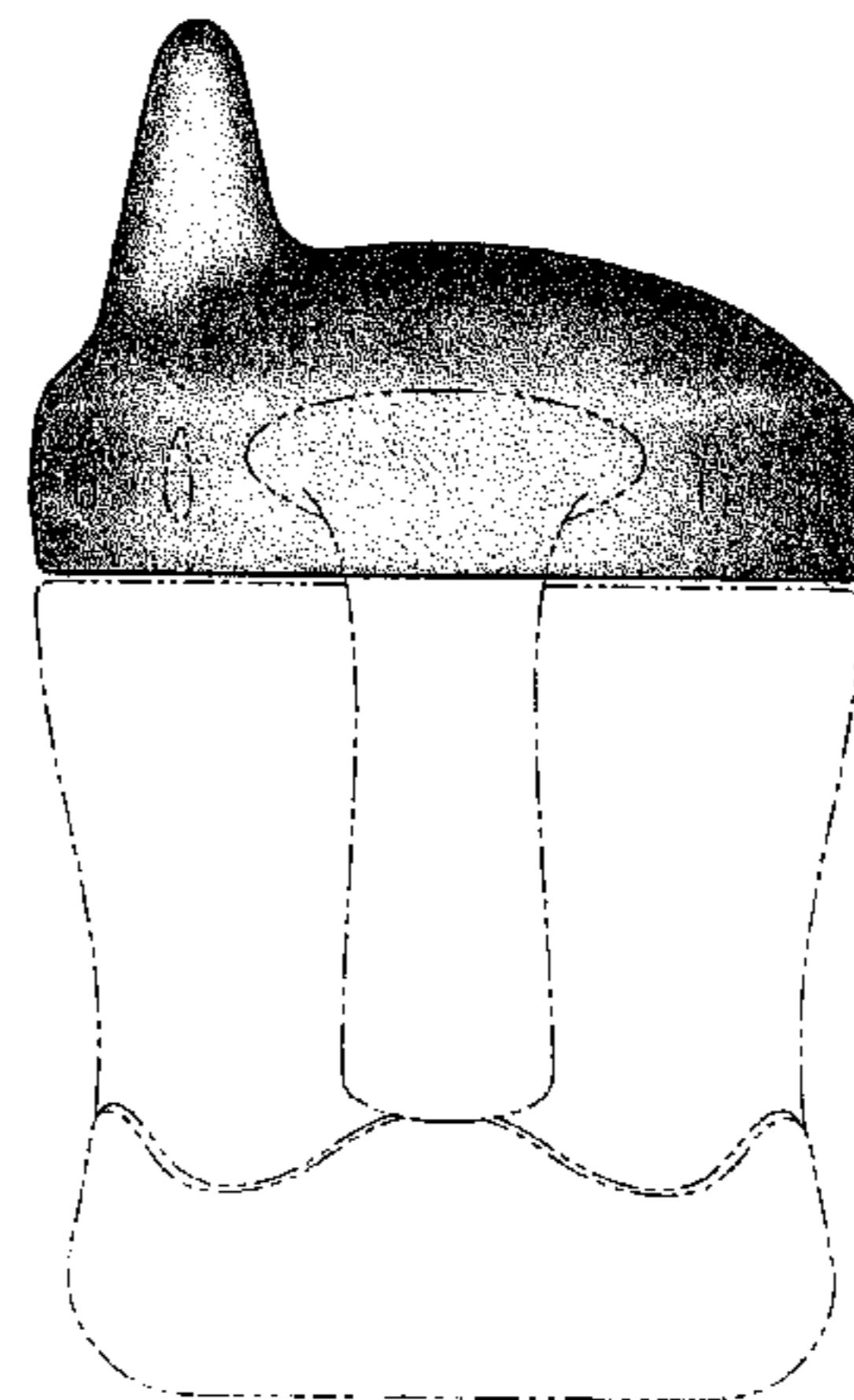
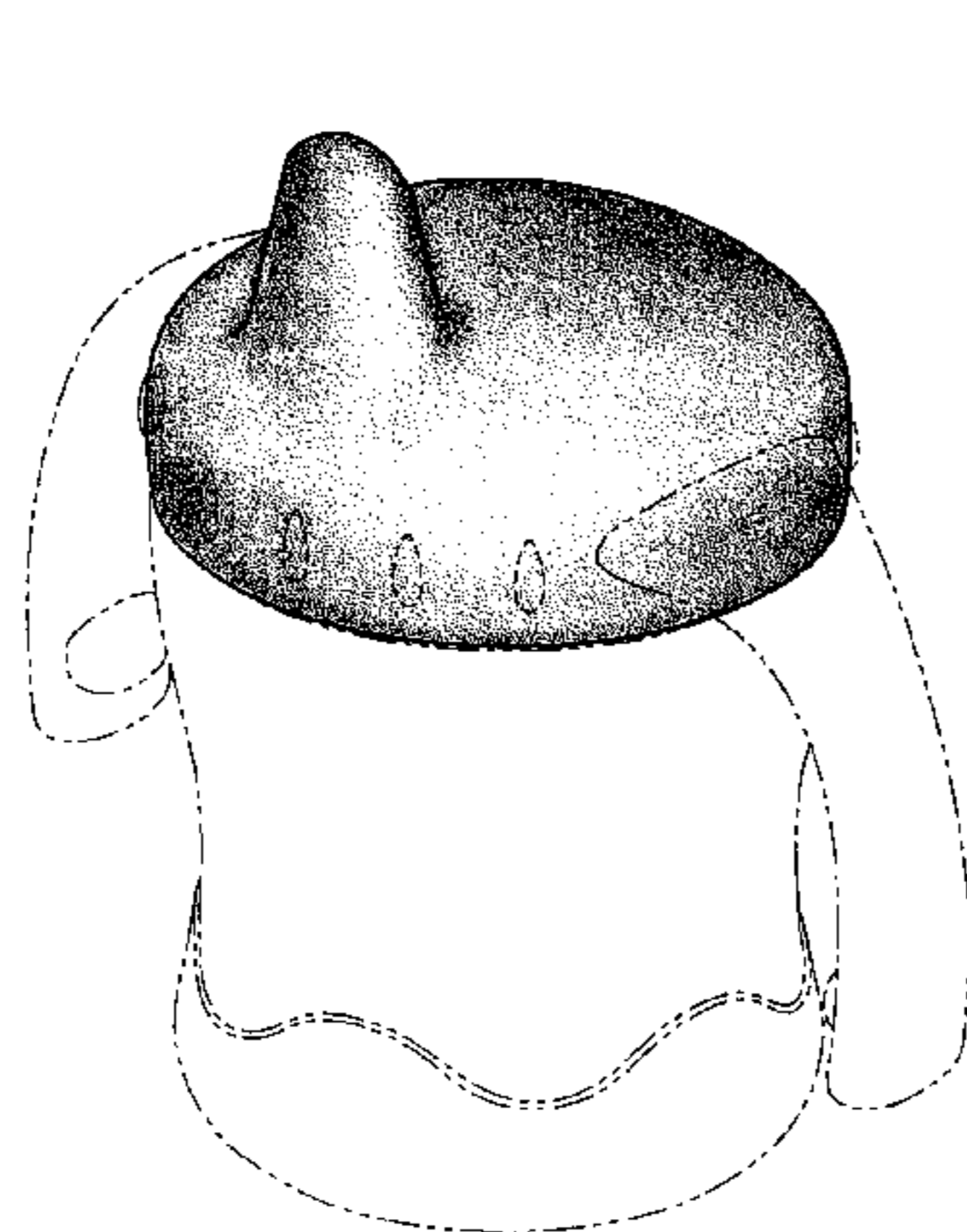
FIG. 5 is a side view of the lid of FIG. 1;

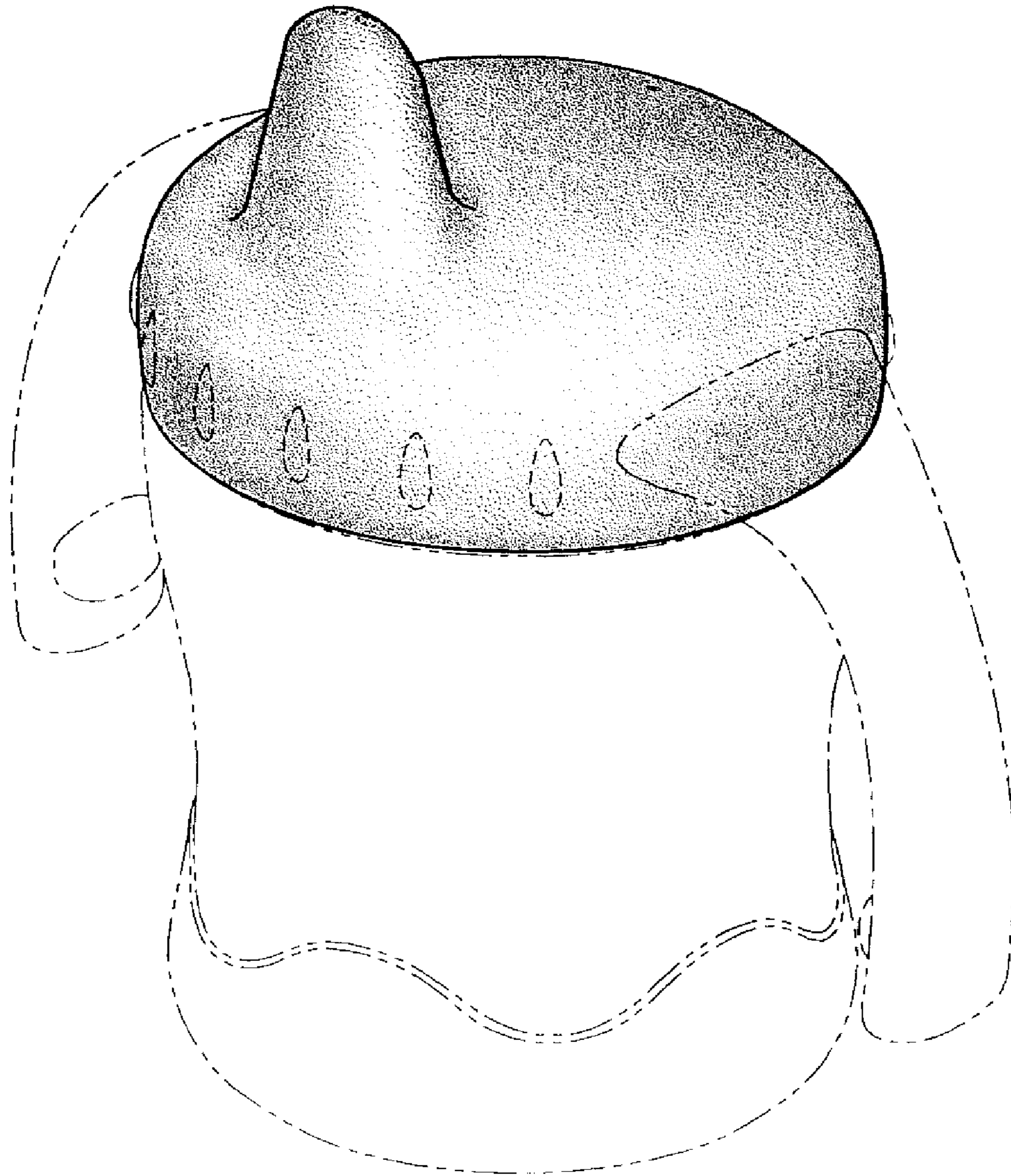
FIG. 6 is a side view of the lid of FIG. 1, opposite the side view of FIG. 5; and,

FIG. 7 is a top view of the lid of FIG. 1.

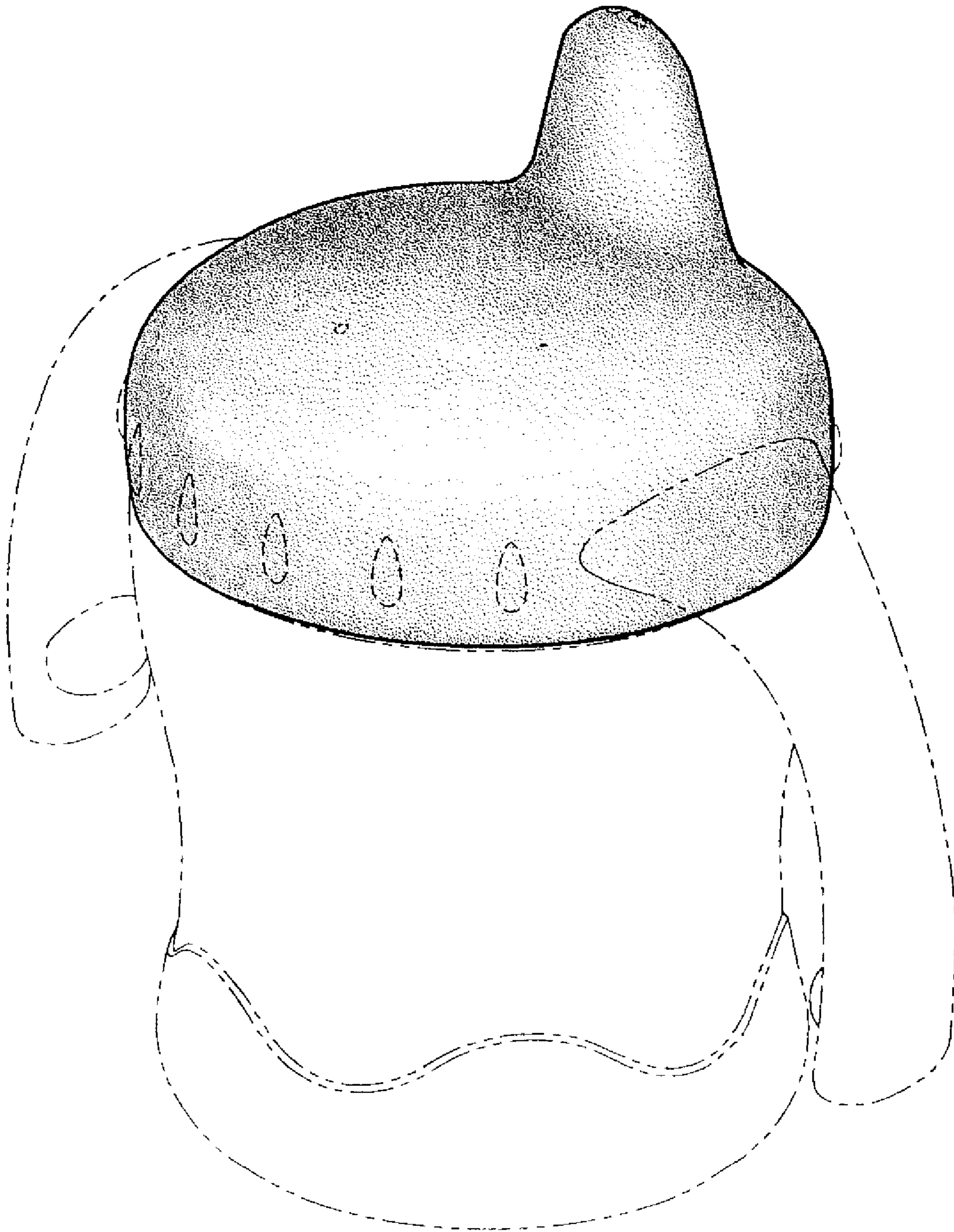
The broken line showing in FIGS. 1 through 7 is for illustrative purposes only and forms no part of the claimed design.

**1 Claim, 7 Drawing Sheets**

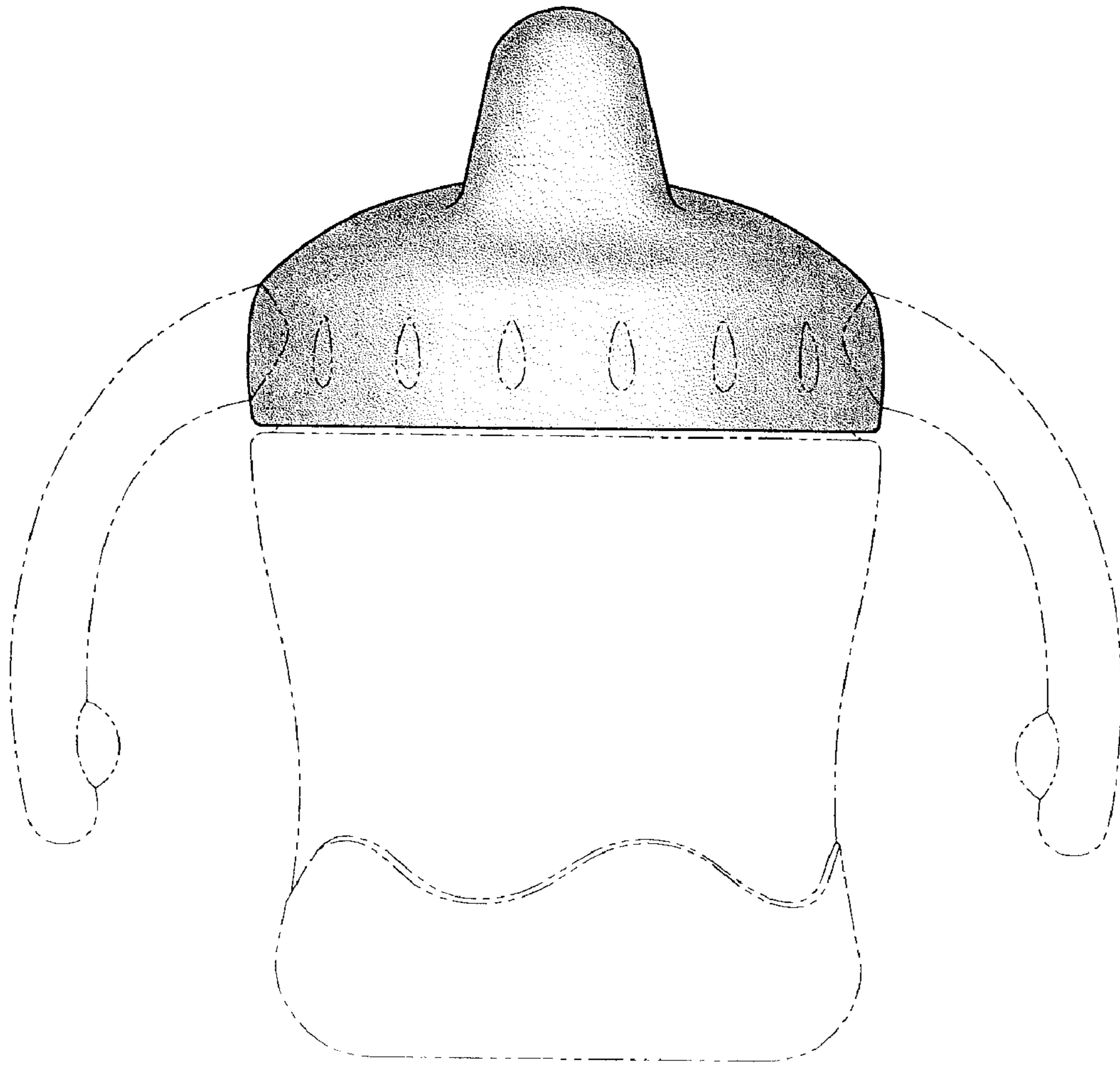




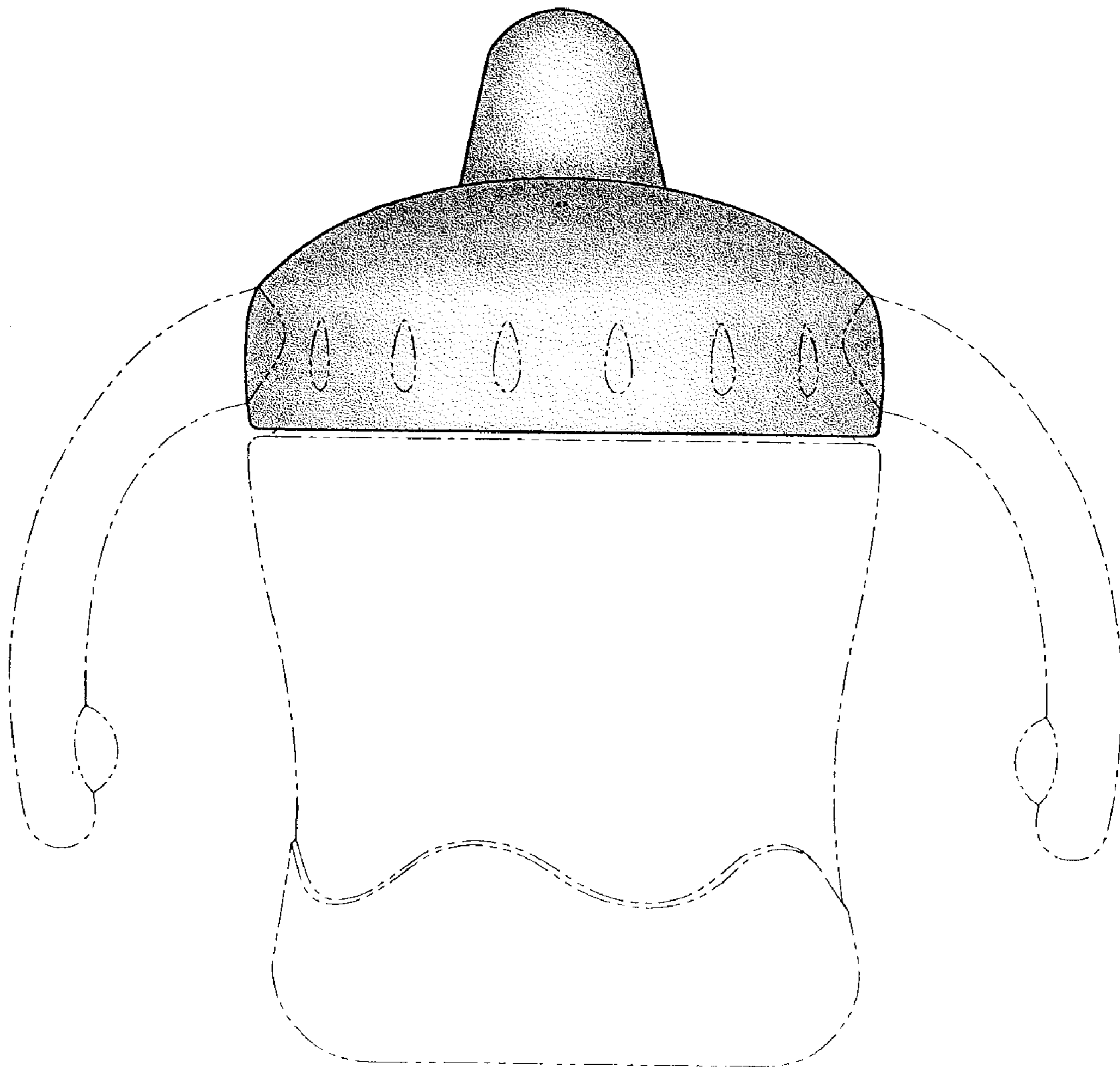
**FIG. 1**



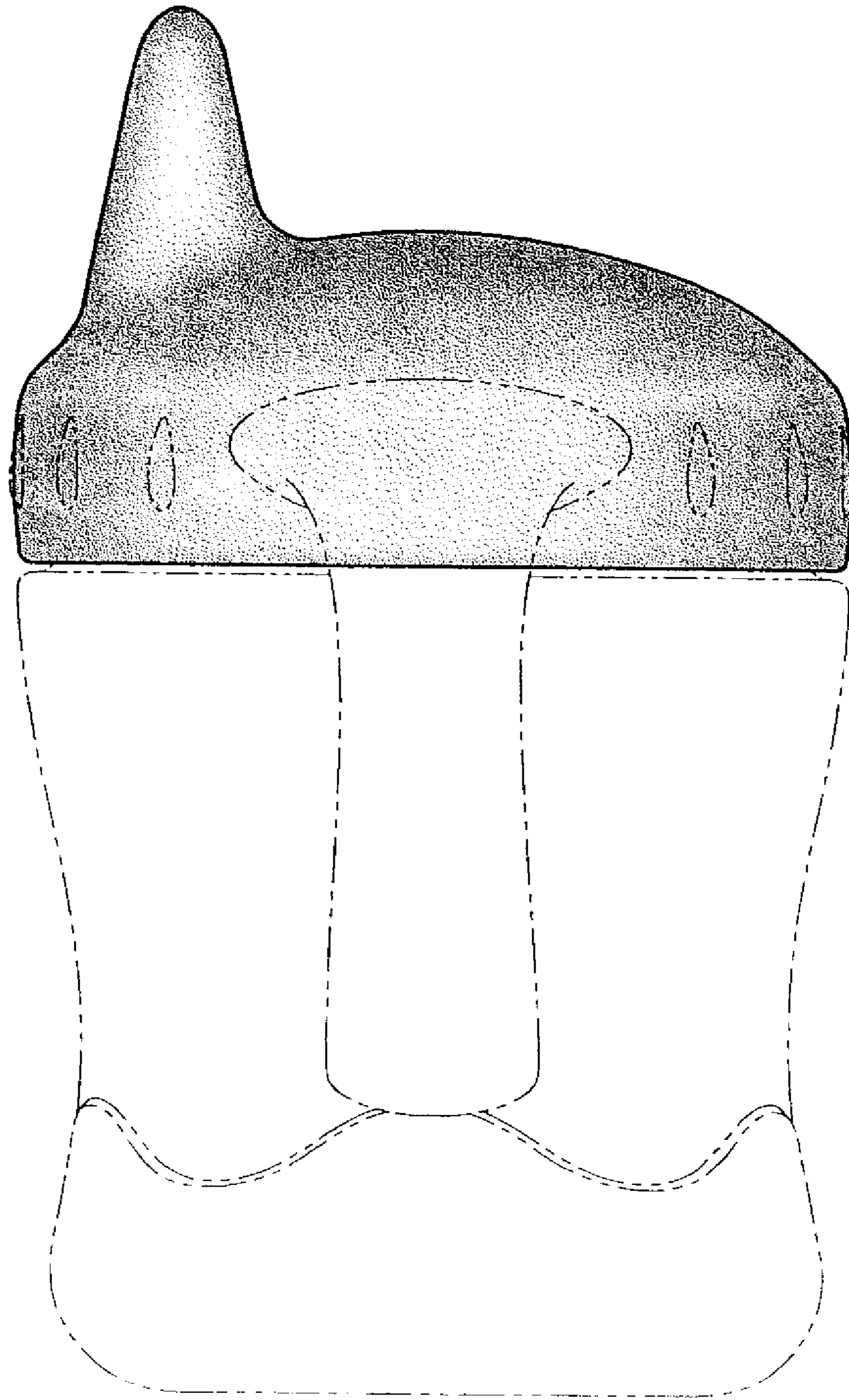
**FIG. 2**



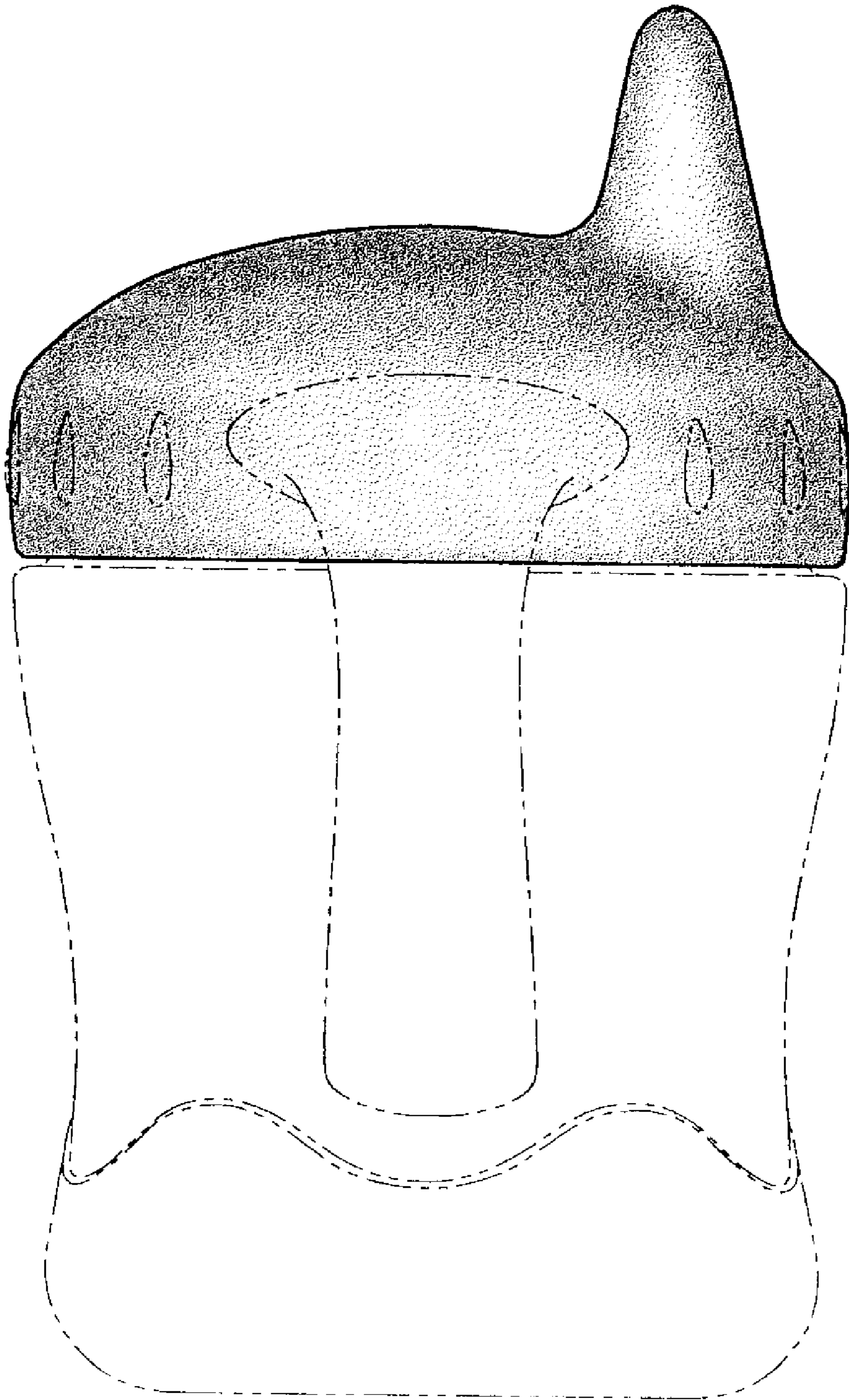
**FIG. 3**



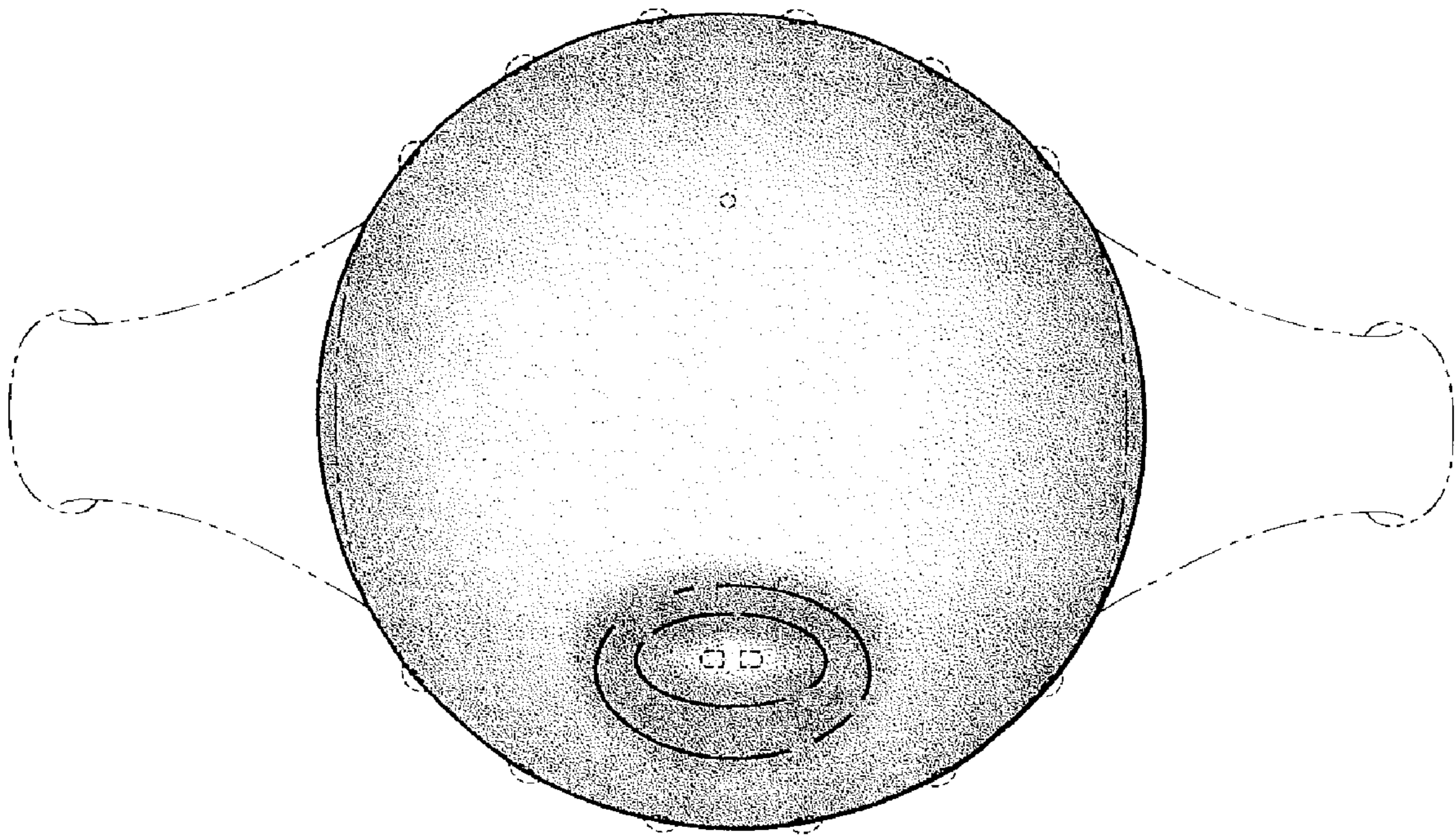
**FIG. 4**



**FIG. 5**



**FIG. 6**



**FIG. 7**