

US00D520797S

(12) **United States Design Patent**
Bosworth

(10) **Patent No.:** **US D520,797 S**

(45) **Date of Patent:** **** May 16, 2006**

(54) **FLOOR MAT**

(75) Inventor: **Nigel Bosworth**, Burton upon Trent
(GB)

(73) Assignee: **Brumby Corporation Limited**,
Douglas (GB)

(**) Term: **14 Years**

(21) Appl. No.: **29/174,732**

(22) Filed: **Jan. 23, 2003**

(30) **Foreign Application Priority Data**

Jul. 26, 2002 (GB) 3005654

(51) **LOC (8) Cl.** **06-11**

(52) **U.S. Cl.** **D6/582**

(58) **Field of Classification Search** D6/582-583,
D6/588; 15/215-217, 251.1, 251.2, 254;
428/83, 88

See application file for complete search history.

(56) **References Cited**

U.S. PATENT DOCUMENTS

249,317 A * 11/1881 DeYoung 15/217
D221,042 S 6/1971 Byerly et al.

3,953,631 A * 4/1976 Gordon 428/95
D413,221 S 8/1999 Gradwohl
D414,973 S 10/1999 Craft et al.
D440,406 S 4/2001 Bailey
D459,134 S 6/2002 Mendis
D460,310 S 7/2002 Gradwohl
D472,092 S 3/2003 Mendis
D472,419 S 4/2003 Robbins, III

* cited by examiner

Primary Examiner—Holly H. Baynham

(74) *Attorney, Agent, or Firm*—Kenyon & Kenyon

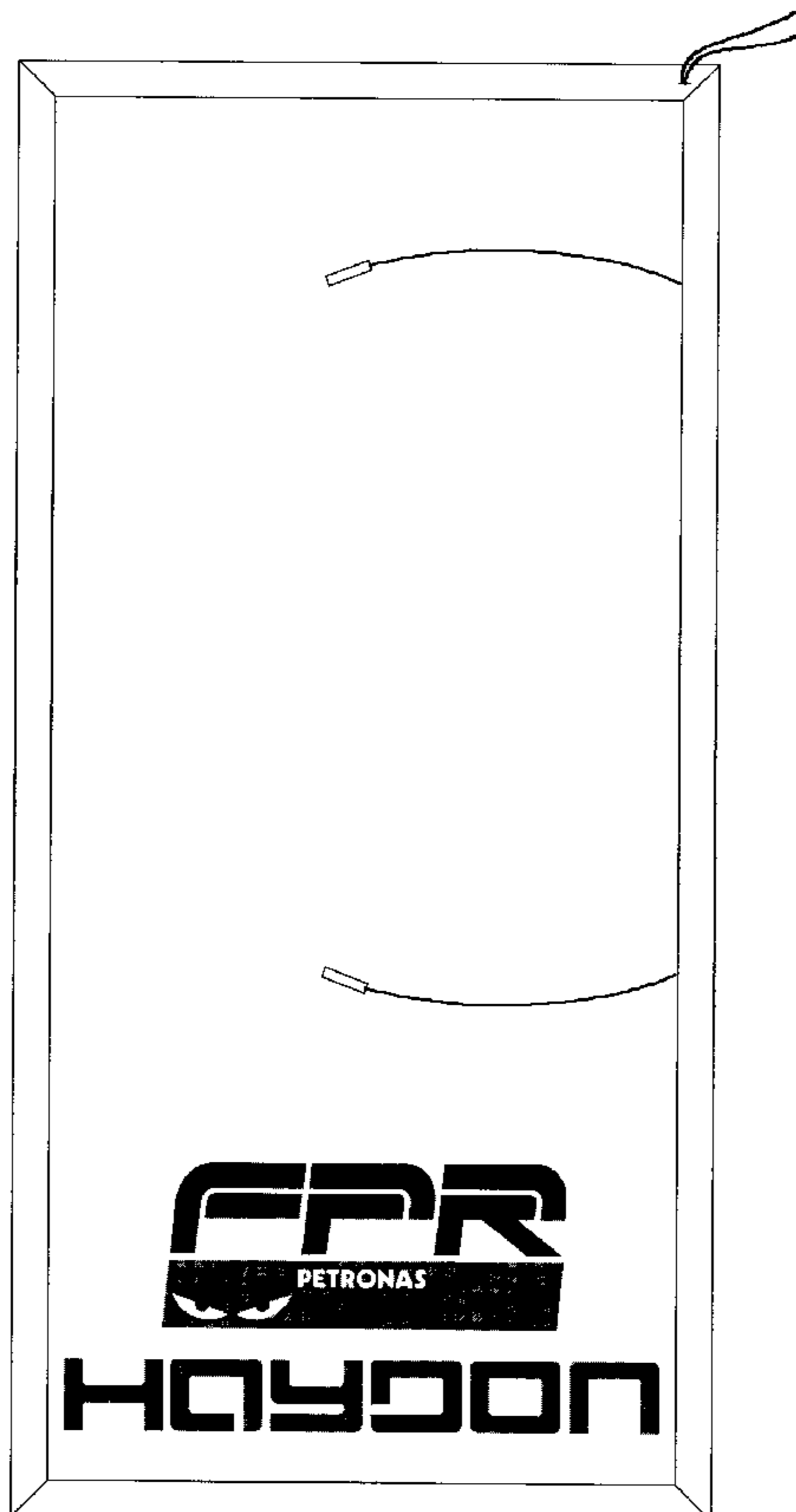
(57) **CLAIM**

The ornamental design for a floor mat, as shown and described.

DESCRIPTION

FIG. 1 is a top perspective view of a mat illustrating my new design;
FIG. 2 is a rear perspective view thereof;
FIG. 3 is a bottom view thereof;
FIG. 4 is a front view thereof;
FIG. 5 is a rear view thereof;
FIG. 6 is a right view, thereof; and,
FIG. 7 is a left view, thereof.

1 Claim, 7 Drawing Sheets



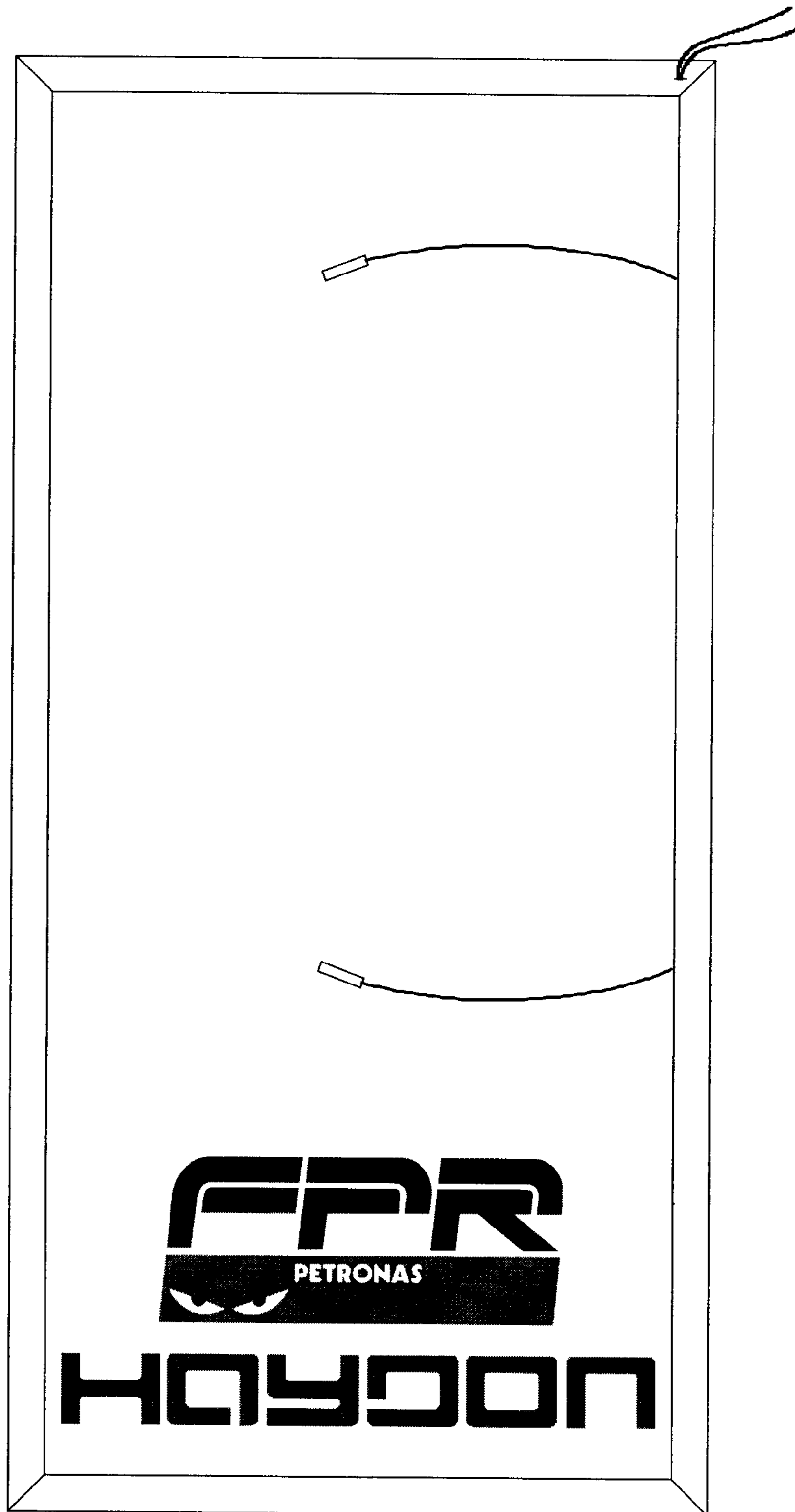


Figure 1



Figure 2

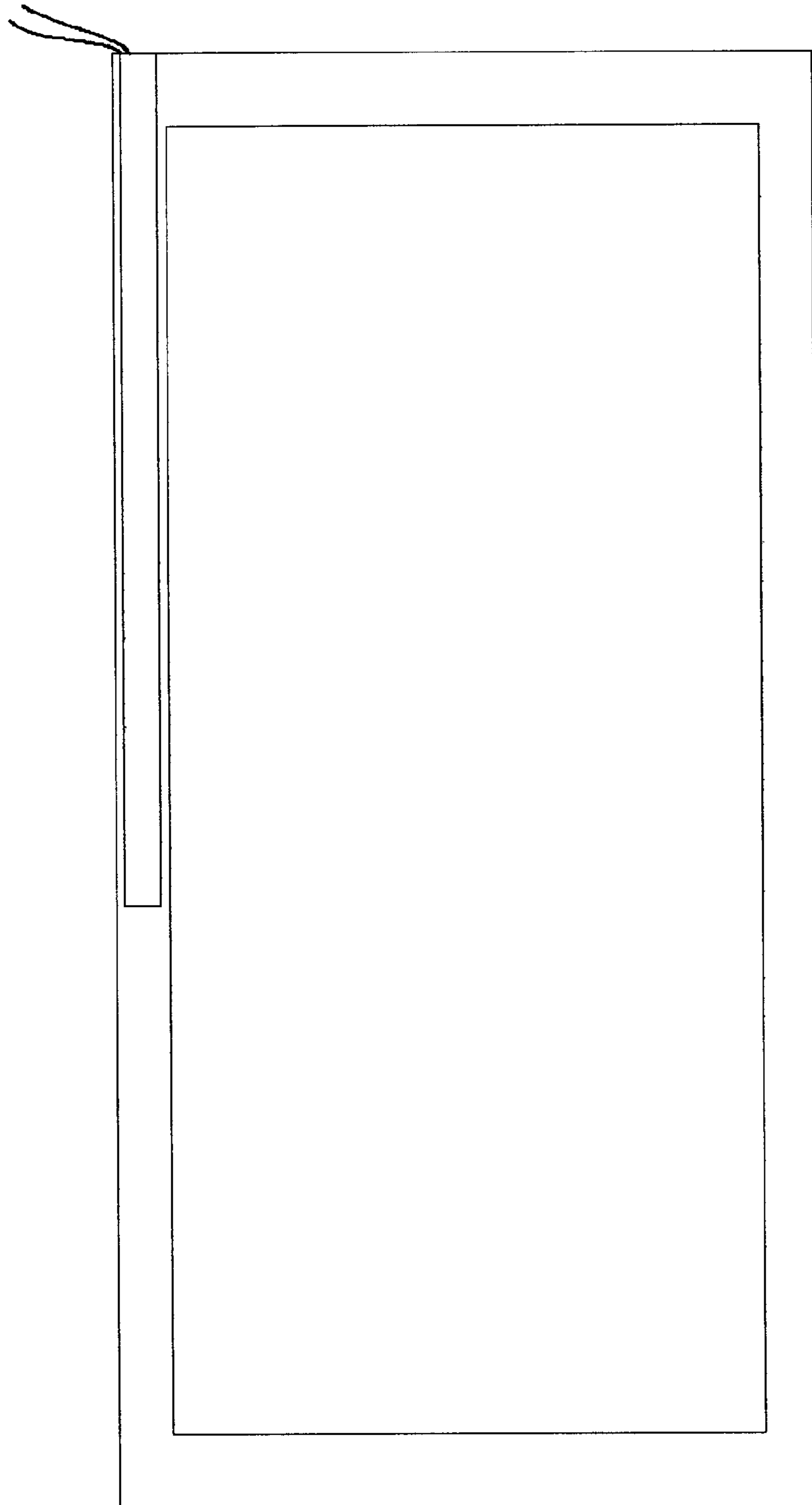


Figure 3




Figure 4

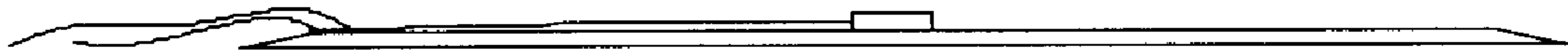


Figure 5



Figure 6

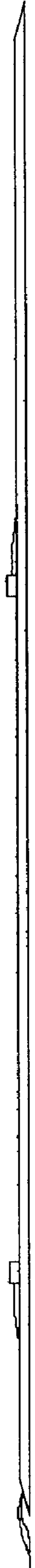


Figure 7