



US00D520784S

(12) **United States Design Patent**
Schmidt et al.

(10) **Patent No.:** **US D520,784 S**

(45) **Date of Patent:** **** May 16, 2006**

(54) **MODULAR DRAWERS**

(75) Inventors: **Duane A. Schmidt**, Newburgh, IN (US); **Allan R. Steinkuhl**, Evansville, IN (US); **Joseph L. Coleman**, Evansville, IN (US)

(73) Assignee: **Whirlpool Corporation**, Benton Harbor, MI (US)

(**) Term: **14 Years**

(21) Appl. No.: **29/237,975**

(22) Filed: **Sep. 8, 2005**

Related U.S. Application Data

(62) Division of application No. 29/217,129, filed on Nov. 12, 2004, which is a division of application No. 29/173,442, filed on Dec. 30, 2002, now Pat. No. Des. 505,237.

(51) **LOC (8) Cl.** **06-06**

(52) **U.S. Cl.** **D6/510**

(58) **Field of Classification Search** D34/1, D34/12, 27; D14/189, 193; D6/432, 396, D6/441, 443, 446, 448, 509-510, 445; 312/334.41, 312/334.46, 218
See application file for complete search history.

(56) **References Cited**

U.S. PATENT DOCUMENTS

D95,158 S * 4/1935 Surerus D25/158

D409,613 S * 5/1999 McGee et al. D14/189
D413,457 S * 9/1999 Verbeek et al. D6/445
D419,333 S * 1/2000 Verbeek et al. D6/445
D471,377 S * 3/2003 Gledhill et al. D6/432

* cited by examiner

Primary Examiner—Holly H. Baynham

(74) *Attorney, Agent, or Firm*—Stephen Krefman; Robert O. Rice; John F. Colligan

(57) **CLAIM**

The ornamental design for modular drawers, as shown and described.

DESCRIPTION

FIG. 1 is a left front perspective view of the design of the modular drawers;

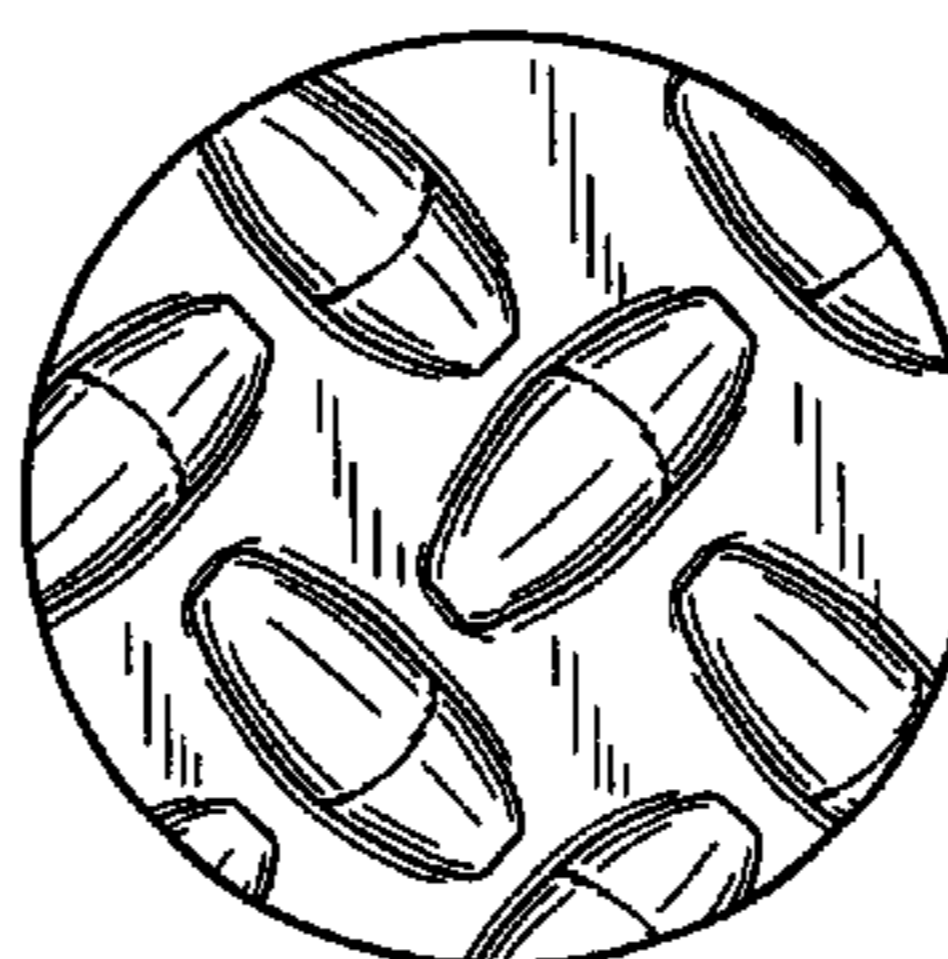
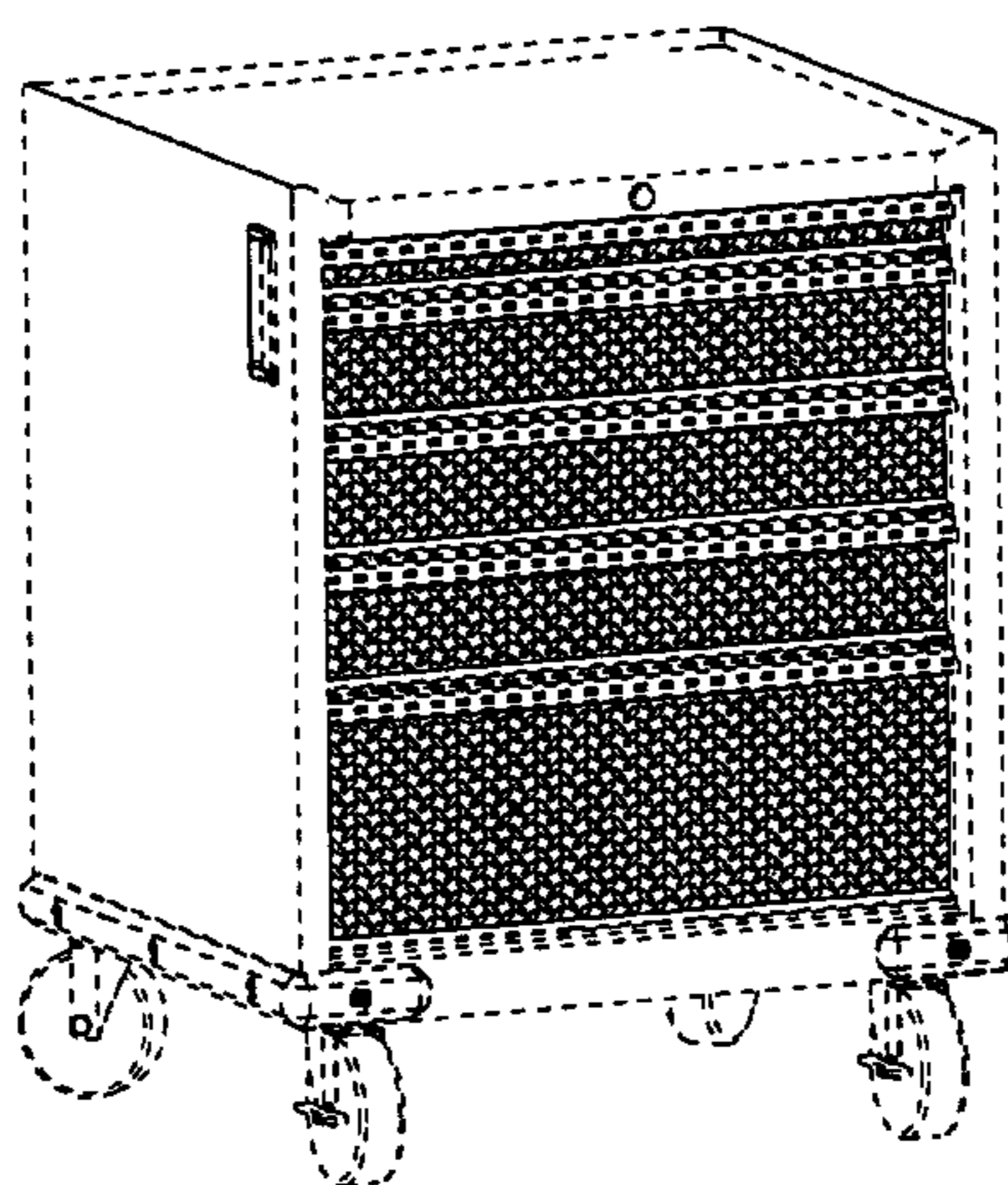
FIG. 2 is a front elevational view thereof. The ornamental design is not visible in a rear view, top plan view or bottom view; and,

FIG. 3 is an enlarged view of the pattern on the modular drawers of the embodiment as shown in FIG. 1.

The characteristic feature of the ornamental design resides in the use of a pattern on the modular drawers.

Those portions of modular drawers in broken lines, specifically the surfaces of the modular drawers at the top and bottom edges of the drawers and surfaces extending back from the drawers including other surfaces of the modular drawers are for illustrative purposes only and are not part of the claimed invention.

1 Claim, 2 Drawing Sheets



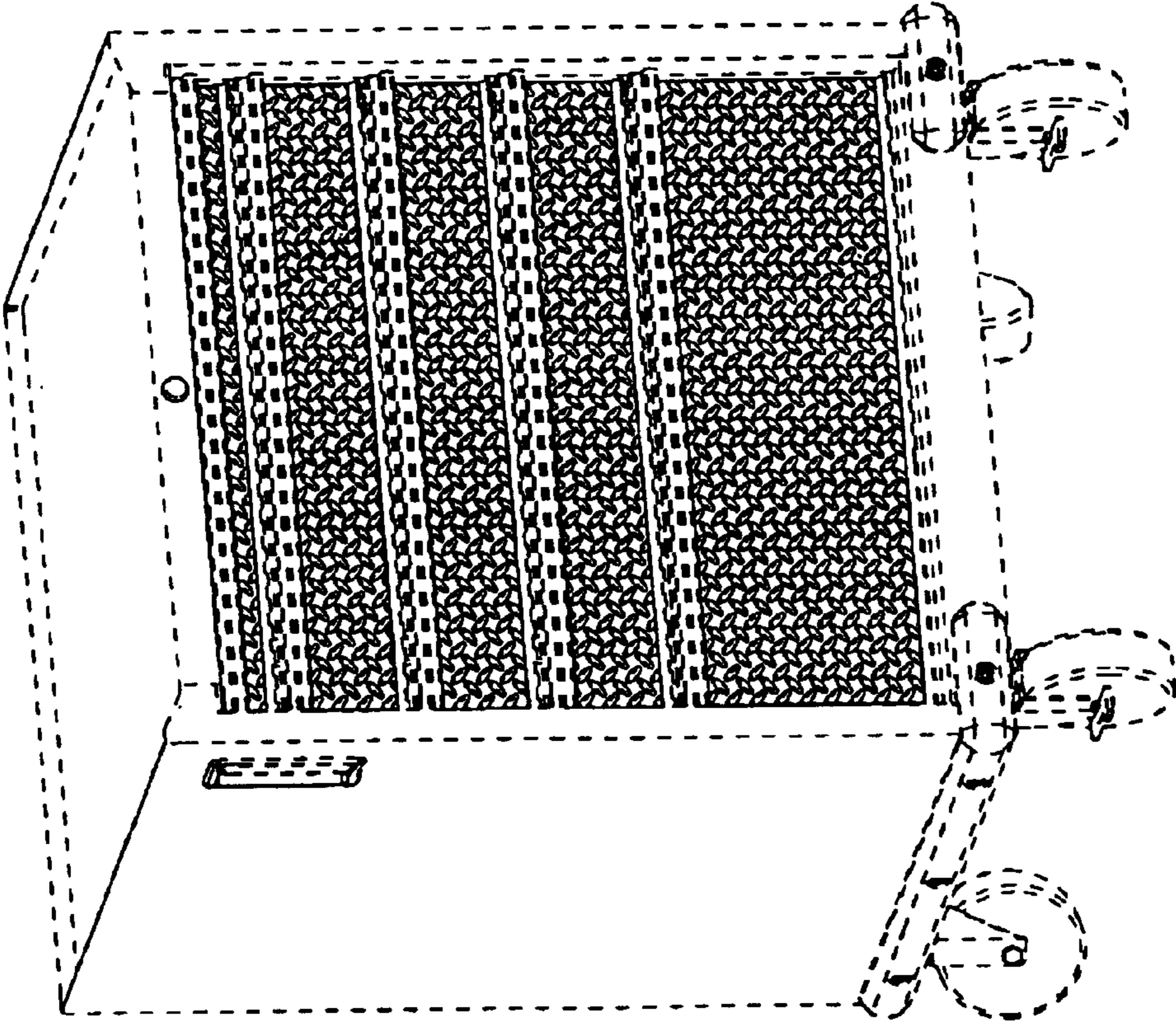


Fig. 1

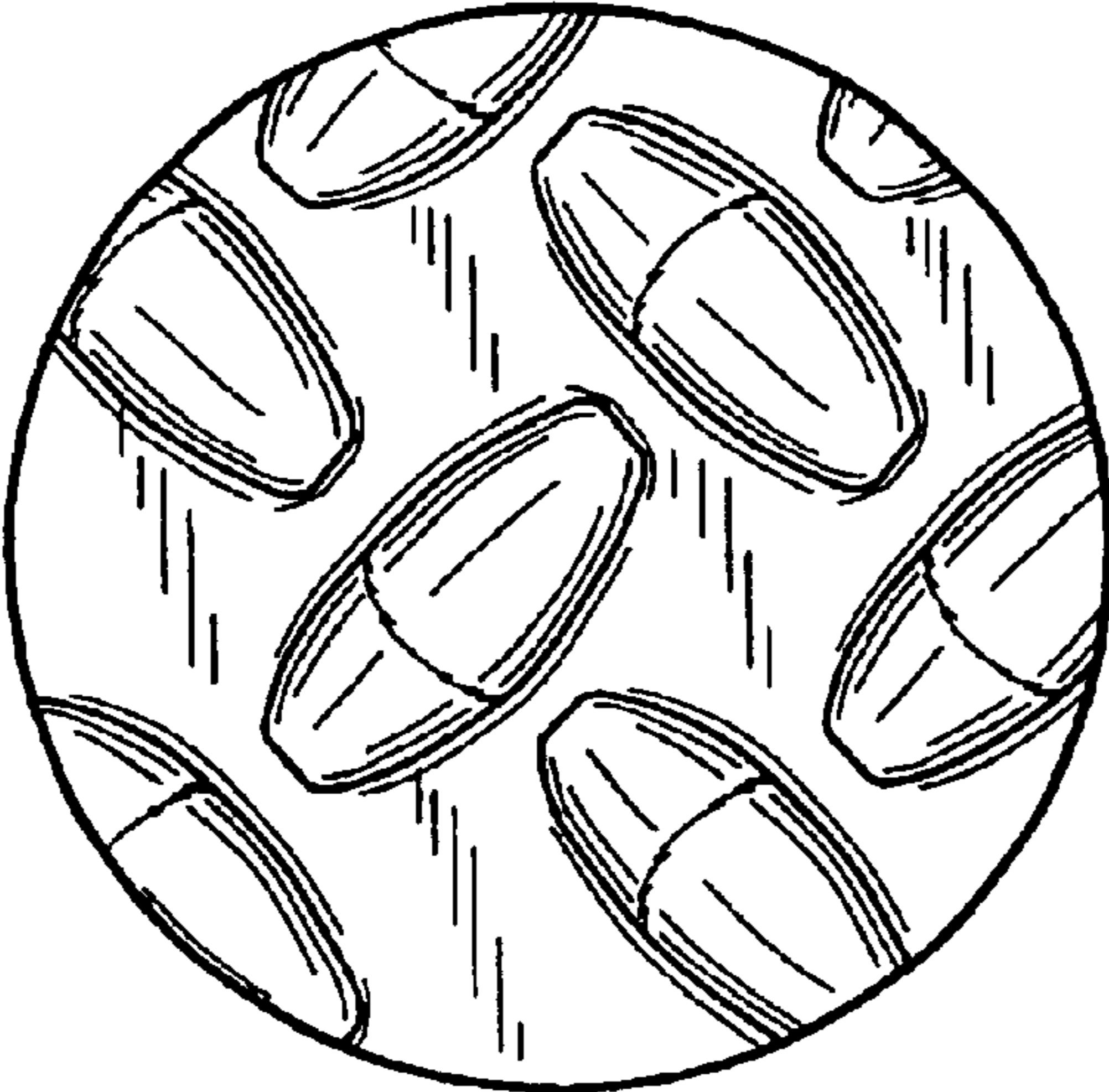


Fig. 3




Fig. 2