

US00D520776S

(12) **United States Design Patent** (10) **Patent No.:** **US D520,776 S**
Richter et al. (45) **Date of Patent:** **** May 16, 2006**

(54) **MERCHANDISING SYSTEM**
(75) Inventors: **Gary M. Richter**, Waukesha, WI (US);
Allen E. Johnson, Hartford, WI (US);
Terrence G. Berglund, Hales Corners,
WI (US)
(73) Assignee: **DCI Marketing, Inc.**, Milwaukee, WI
(US)
(**) Term: **14 Years**

D388,183 S * 12/1997 Payton et al. D25/121
5,788,091 A 8/1998 Robertson et al.
5,839,588 A 11/1998 Hawkinson
6,041,720 A 3/2000 Hardy
6,082,557 A * 7/2000 Leahy 211/59.3
6,105,791 A 8/2000 Chalson et al.
6,129,218 A 10/2000 Henry et al.
6,151,822 A * 11/2000 Kenney 40/661
6,155,438 A * 12/2000 Close 211/59.3
6,168,032 B1 1/2001 Merl
6,227,385 B1 5/2001 Nickerson
6,311,852 B1 * 11/2001 Ireland 211/59.2

(21) Appl. No.: **29/214,668**
(22) Filed: **Oct. 6, 2004**

(51) **LOC (8) Cl.** **06-04**
(52) **U.S. Cl.** **D6/408**; D20/99
(58) **Field of Classification Search** D20/10,
D20/43, 44, 99; D6/408, 410, 473; 40/603,
40/617, 642.01, 649, 650, 661, 661.03, 661.05;
211/59.3

See application file for complete search history.

(56) **References Cited**

U.S. PATENT DOCUMENTS

D117,685 S * 11/1939 Bonnell D25/125
2,652,154 A 9/1953 Stevens
3,883,972 A * 5/1975 Propst et al. 40/617
4,594,802 A * 6/1986 Field 40/661
4,685,574 A 8/1987 Young et al.
4,724,968 A 2/1988 Wombacher
4,762,236 A 8/1988 Jackle et al.
4,830,201 A 5/1989 Breslow
4,901,869 A 2/1990 Hawkinson et al.
D319,886 S * 9/1991 Simpson et al. D25/119
5,069,349 A 12/1991 Wear et al.
5,097,962 A 3/1992 Eklof et al.
5,199,584 A 4/1993 Fowler et al.
D338,922 S * 8/1993 Schreib D20/44
5,490,600 A 2/1996 Bustos
5,542,552 A 8/1996 Yablans et al.
5,577,623 A 11/1996 Bustos
5,634,564 A 6/1997 Spamer et al.
5,638,963 A 6/1997 Finnely et al.
5,685,664 A 11/1997 Parham et al.

(Continued)

Primary Examiner—Robert M. Spear
(74) *Attorney, Agent, or Firm*—Foley & Lardner LLP

(57) **CLAIM**

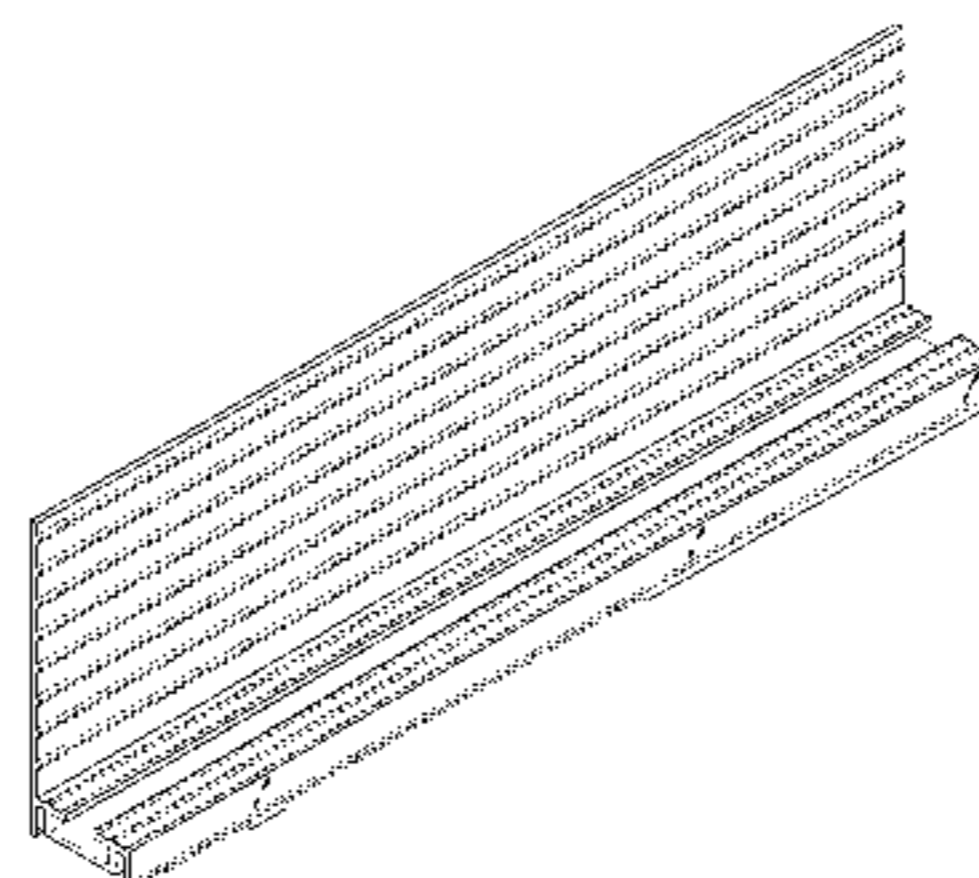
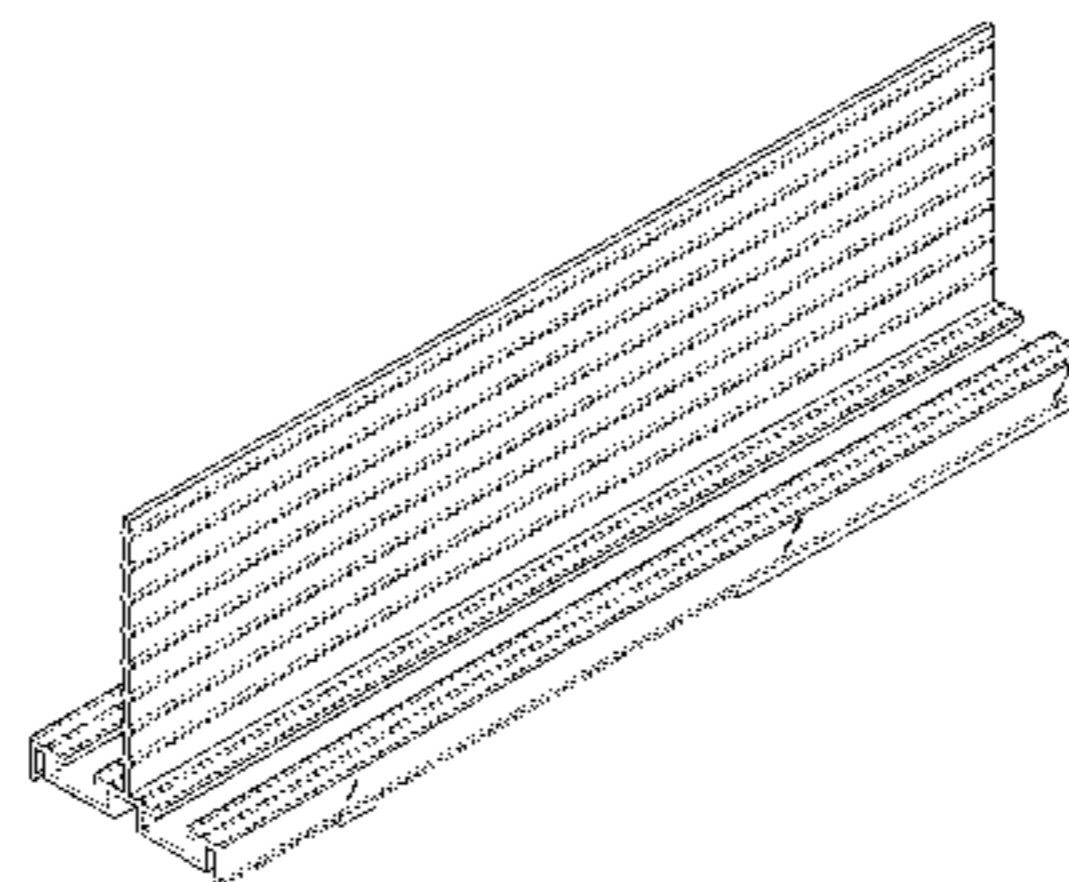
The ornamental design for a merchandising system, as shown and described.

DESCRIPTION

FIG. 1 is a front perspective view of a merchandising system.
FIG. 2 is a side view of the merchandising system.
FIG. 3 is a front view of the merchandising system.
FIG. 4 is a back view of the merchandising system.
FIG. 5 is a top plan view of the merchandising system.
FIG. 6 is a front perspective view of a second embodiment of a merchandising system.
FIG. 7 is a side view of the merchandising system shown in FIG. 6.
FIG. 8 is a front view of the merchandising system shown in FIG. 6.
FIG. 9 is a back view of the merchandising system shown in FIG. 6; and,
FIG. 10 is a top plan view of the merchandising system shown in FIG. 6.

The ornamental design which is claimed is shown in solid lines in the drawings. The broken line disclosure is for illustrative purposes only and forms no part of the claimed design.

1 Claim, 6 Drawing Sheets



US D520,776 S

Page 2

U.S. PATENT DOCUMENTS

6,409,028	B1	6/2002	Nickerson	
6,493,976	B1 *	12/2002	Kenney	40/661
6,571,498	B1	6/2003	Cyrluk	
6,585,120	B1	7/2003	Robertson	
6,622,874	B1	9/2003	Hawkinson	
6,886,699	B1 *	5/2005	Johnson et al.	211/59.3
2001/0010302	A1 *	8/2001	Nickerson	211/59.3
2002/0108916	A1 *	8/2002	Nickerson	211/59.3
2002/0139027	A1 *	10/2002	Kenney	40/661
2002/0170866	A1	11/2002	Johnson et al.	
2003/0085187	A1	5/2003	Johnson et al.	
2004/0118794	A1 *	6/2004	Hardy	211/59.3
2004/0140278	A1 *	7/2004	Mueller et al.	211/59.3
2004/0177541	A1 *	9/2004	Malecker	40/611.06
2005/0077260	A1 *	4/2005	Mueller et al.	211/59.3

* cited by examiner

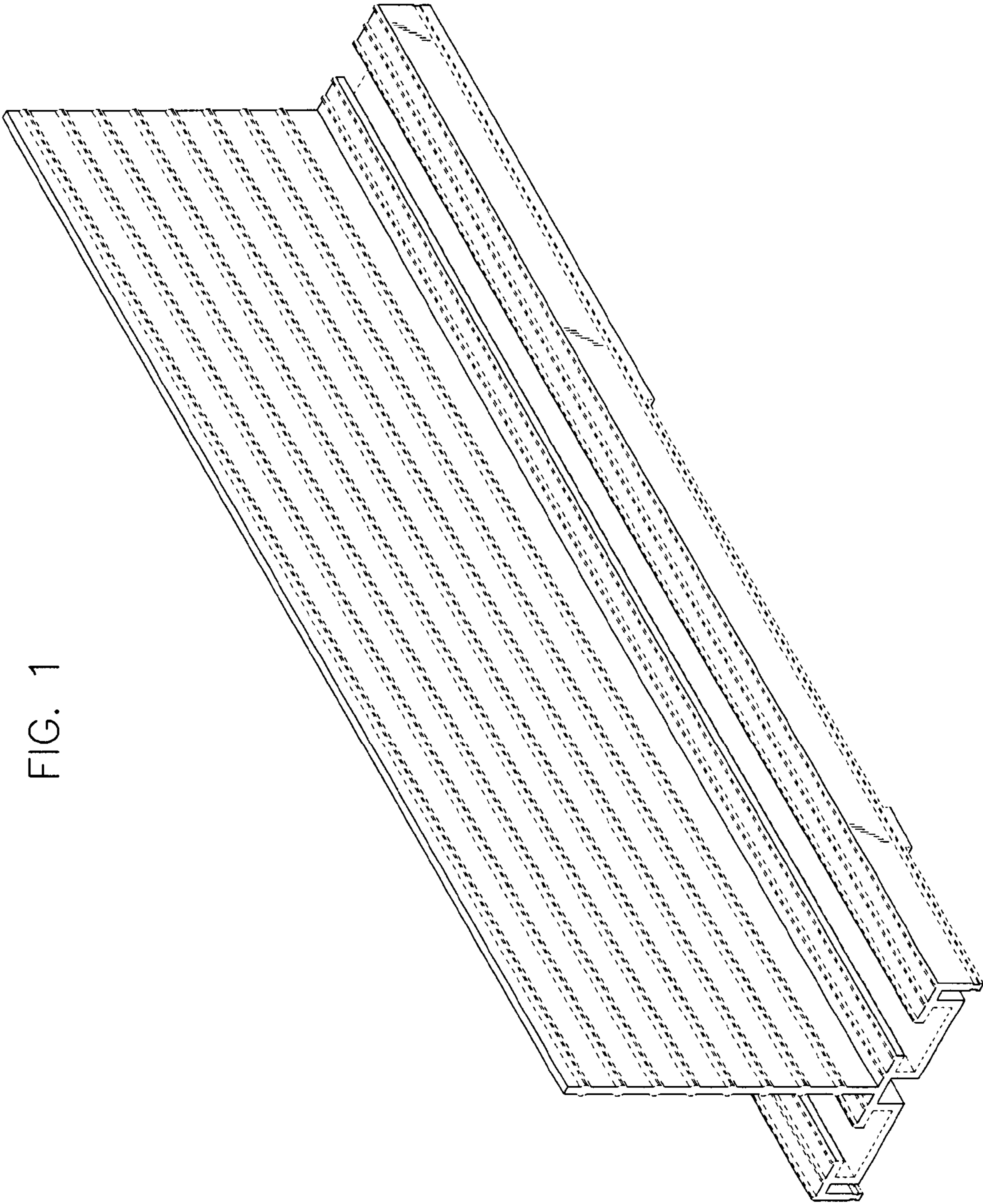


FIG. 1

FIG. 2

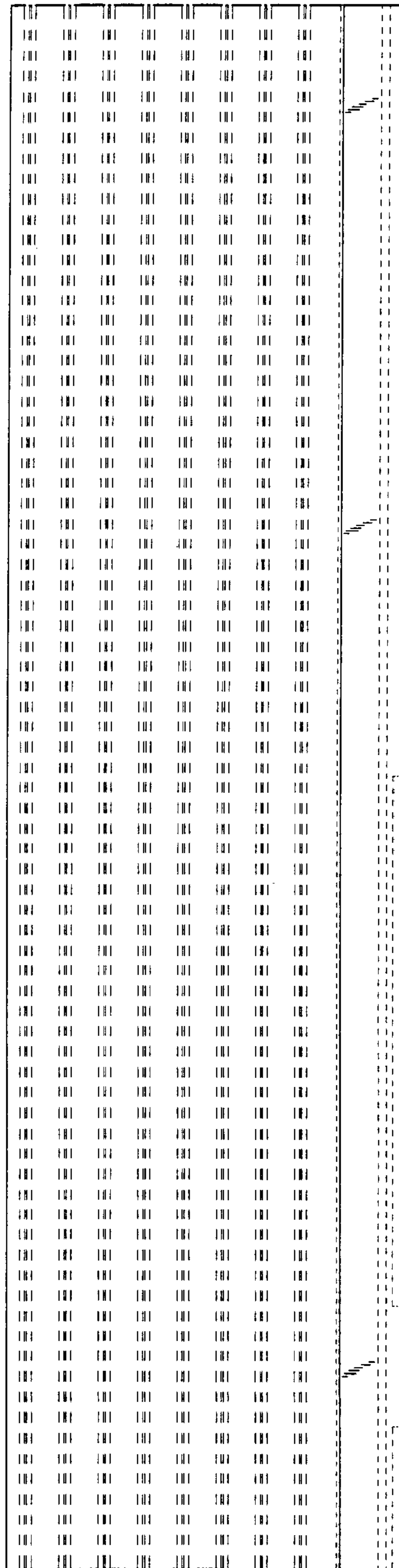


FIG. 4

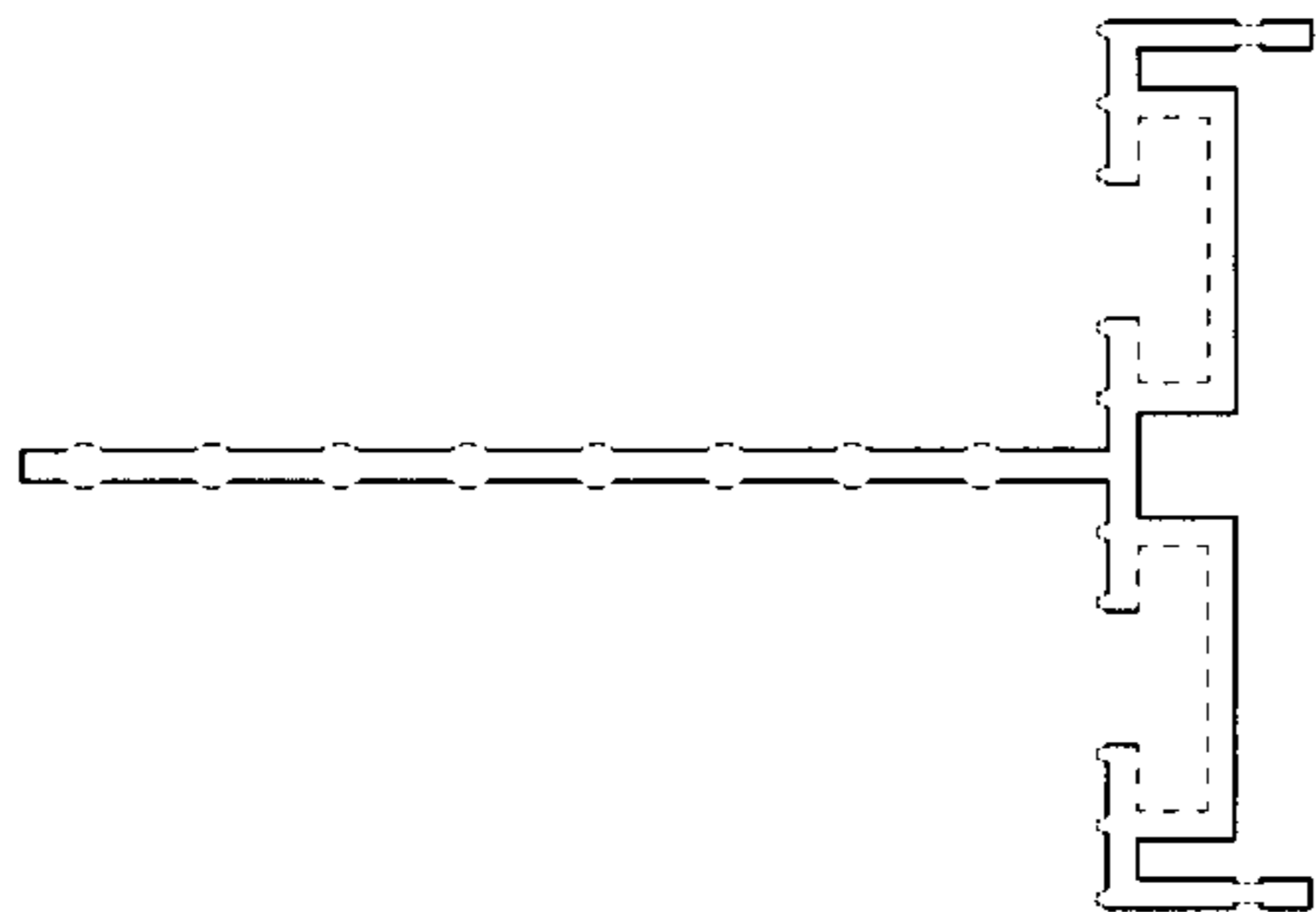


FIG. 3

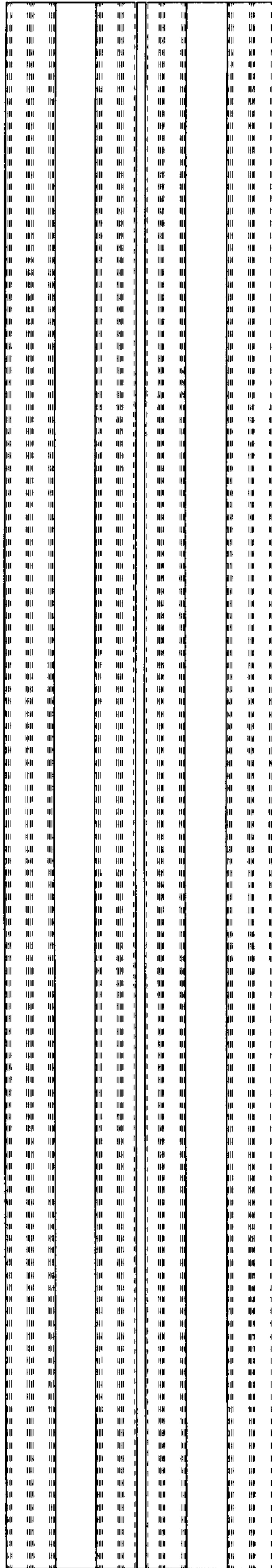
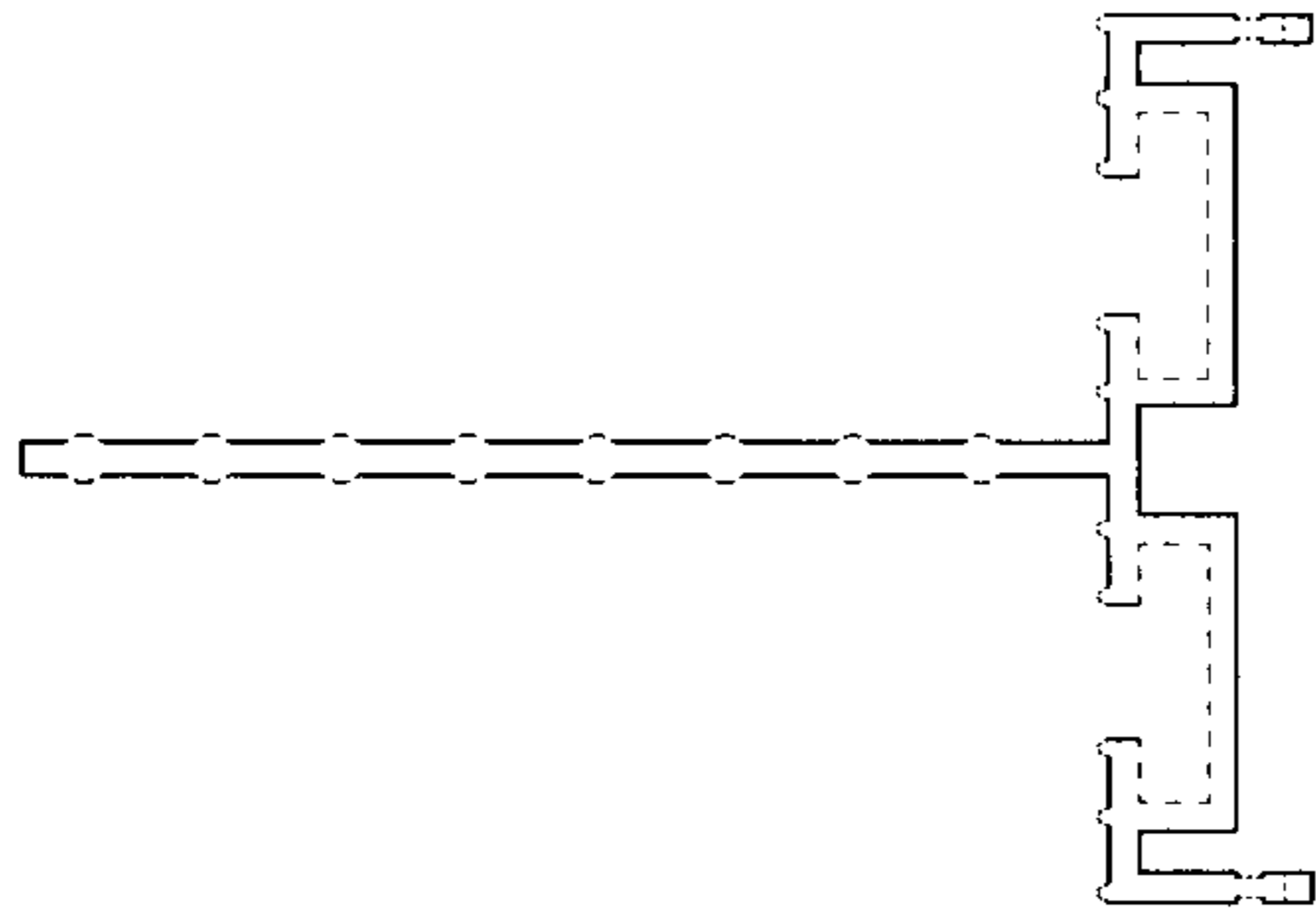


FIG. 5

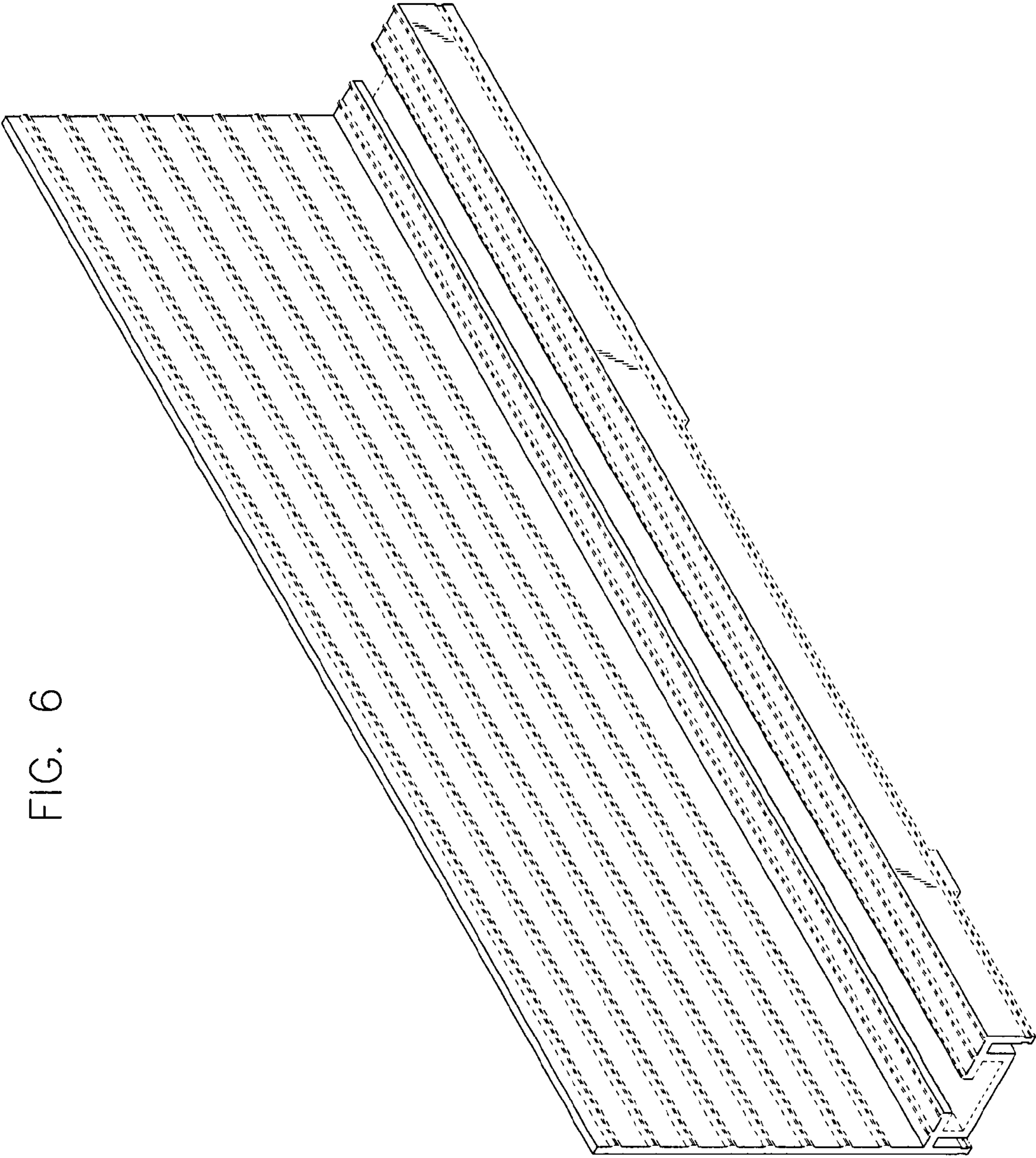


FIG. 6

FIG. 7

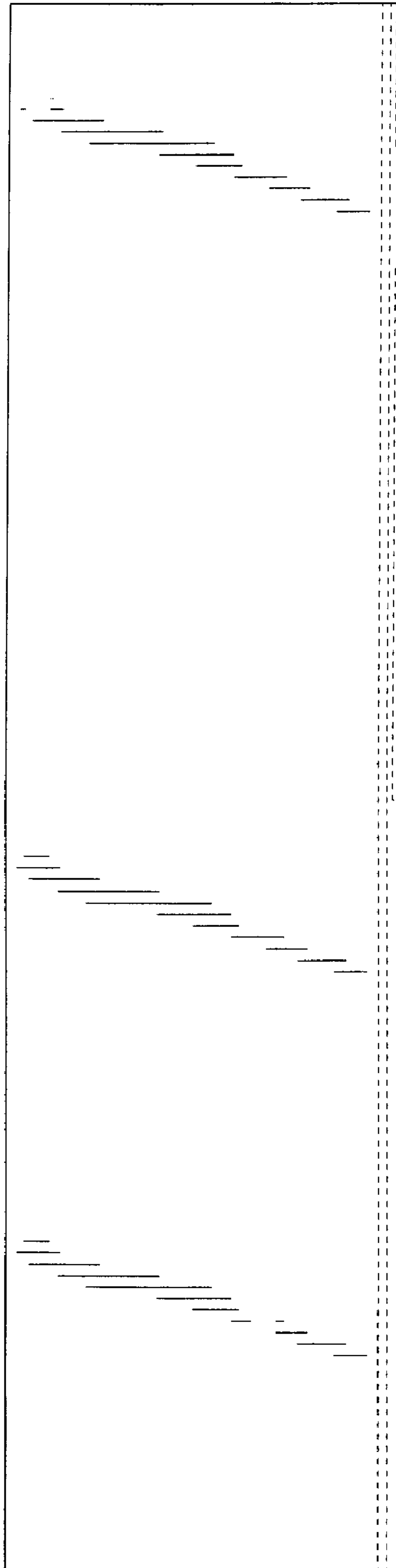


FIG. 8




FIG. 9




FIG. 10

