

US00D520766S

(12) **United States Design Patent**
Lowsky

(10) **Patent No.:** **US D520,766 S**

(45) **Date of Patent:** **** May 16, 2006**

(54) **CHAIR**

(75) Inventor: **Jamie Lowsky**, Aventura, FL (US)

(73) Assignee: **Pride Outdoor Products Group, Inc.**,
Ft. Lauderdale, FL (US)

(**) Term: **14 Years**

(21) Appl. No.: **29/231,014**

(22) Filed: **May 31, 2005**

(51) **LOC (8) Cl.** **06-01**

(52) **U.S. Cl.** **D6/369; D6/379**

(58) **Field of Classification Search** D6/334,
D6/335, 369, 374, 376, 379, 380, 492, 500-502;
297/445.1, 446.1, 452.64, 411.45
See application file for complete search history.

(56) **References Cited**

U.S. PATENT DOCUMENTS

D182,284 S	*	3/1958	Hirach	D6/369
D255,295 S	*	6/1980	Thorpe	D6/369
D269,655 S	*	7/1983	Claman	D6/369
D277,343 S	*	1/1985	Thorpe	D6/369

D328,983 S	*	9/1992	Fong	D6/369
D374,781 S	*	10/1996	Martin	D6/379
D380,312 S	*	7/1997	Diaz-Azcuy	D6/369
D390,714 S	*	2/1998	Goodman	D6/379
D431,119 S	*	9/2000	Hutton	D6/369
D438,026 S	*	2/2001	Frinier	D6/369
D492,495 S	*	7/2004	Barile et al.	D6/369

* cited by examiner

Primary Examiner—Mimosa De

(74) *Attorney, Agent, or Firm*—Akerman Senterfitt

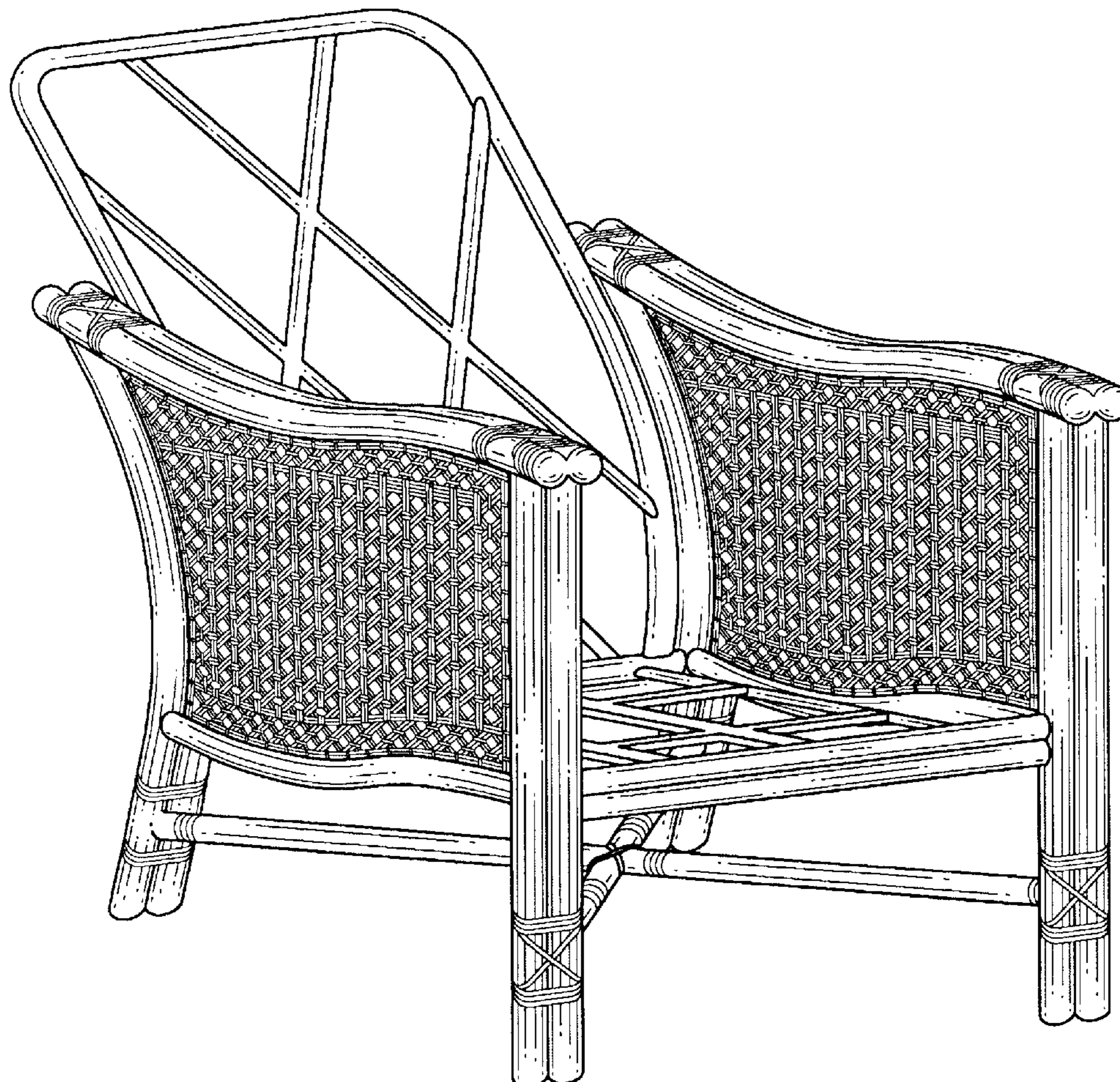
(57) **CLAIM**

The ornamental design for a chair, as shown and described.

DESCRIPTION

FIG. 1 is a front elevation view;
FIG. 2 is a left side elevation view;
FIG. 3 is a right side elevation view;
FIG. 4 is a rear elevation view;
FIG. 5 is a top elevation view;
FIG. 6 is a bottom elevation view; and,
FIG. 7 is a perspective view of my new design.

1 Claim, 7 Drawing Sheets






FIG. 1

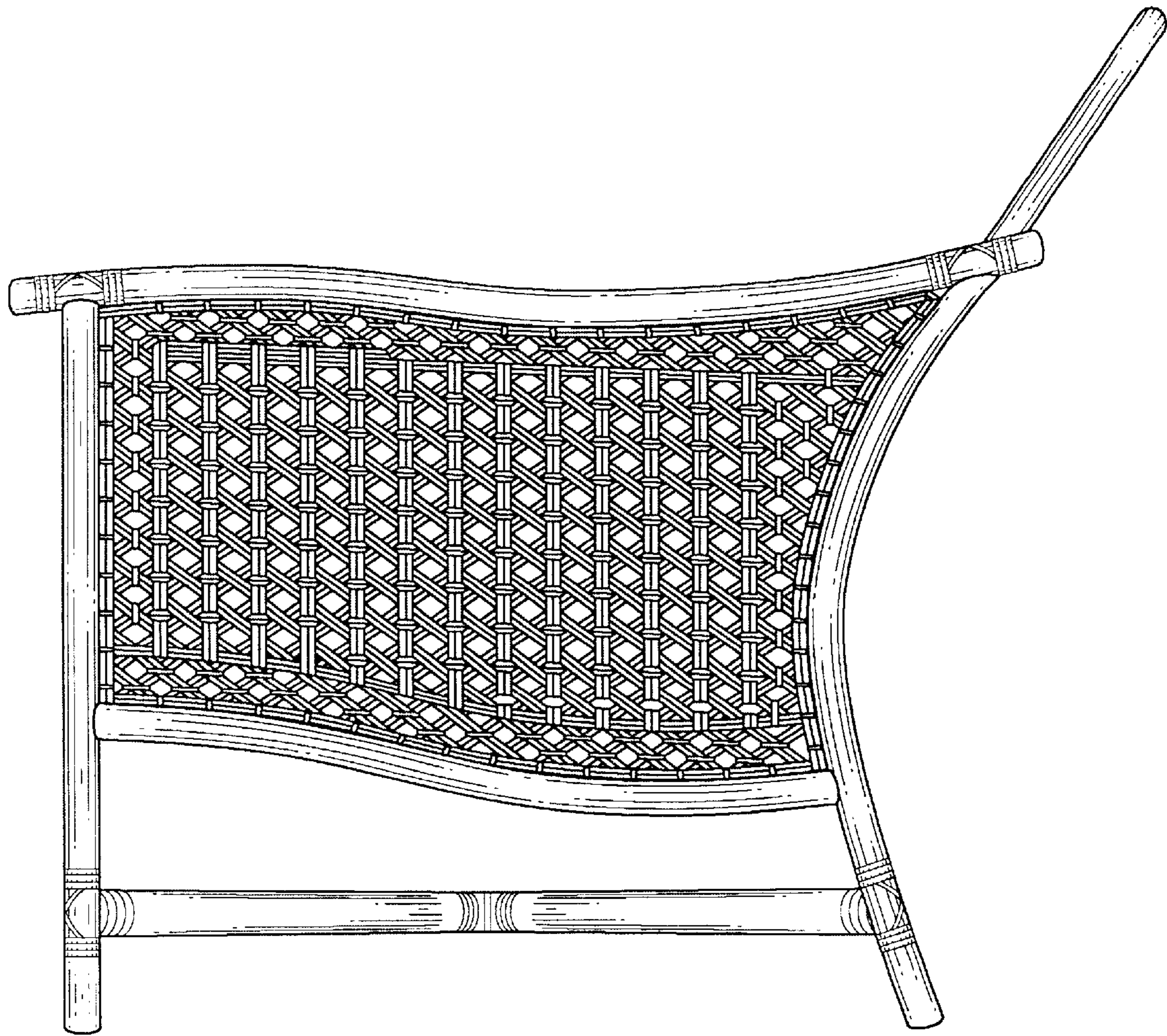


FIG. 2

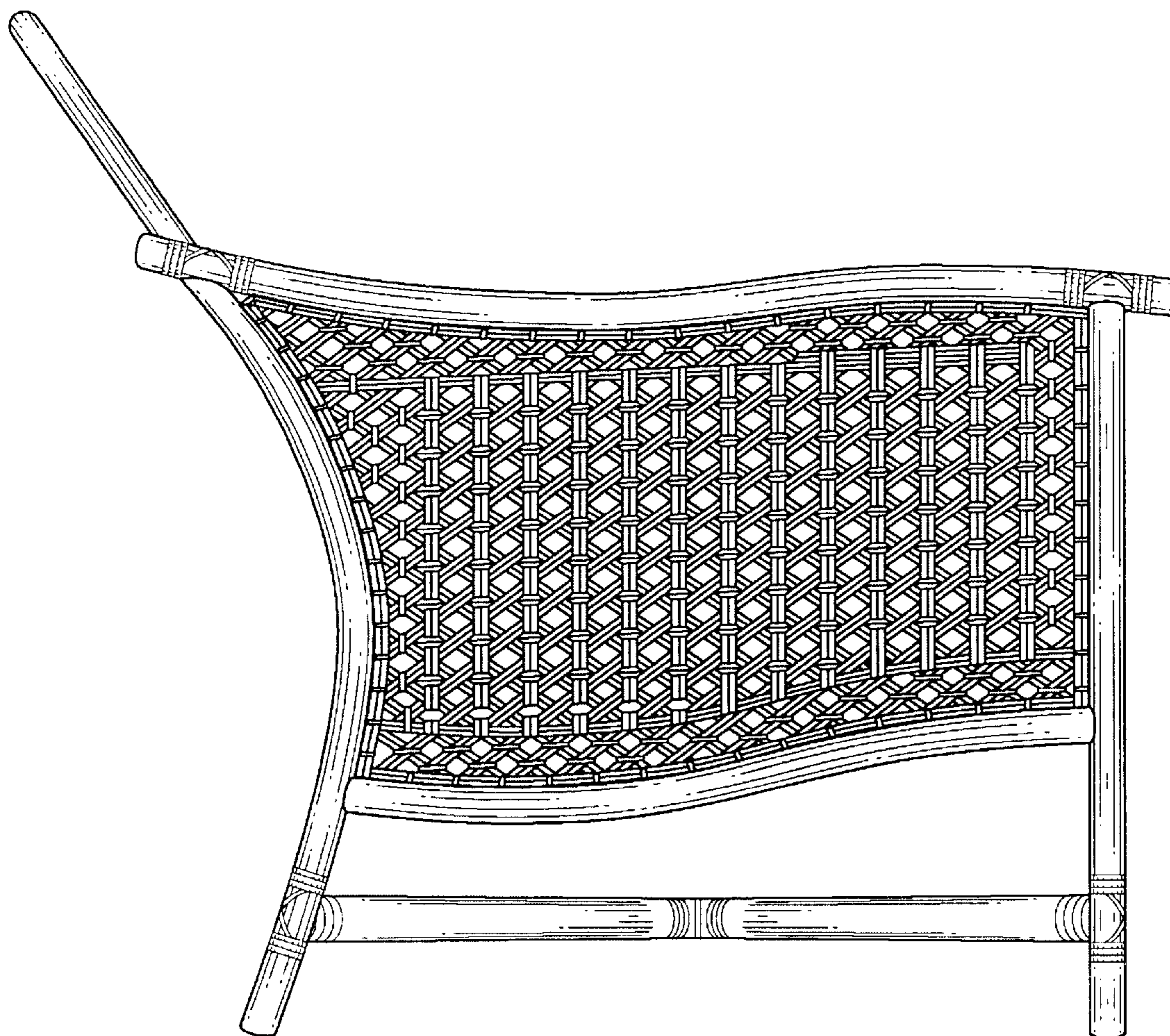


FIG. 3




FIG. 4




FIG. 5




FIG. 6

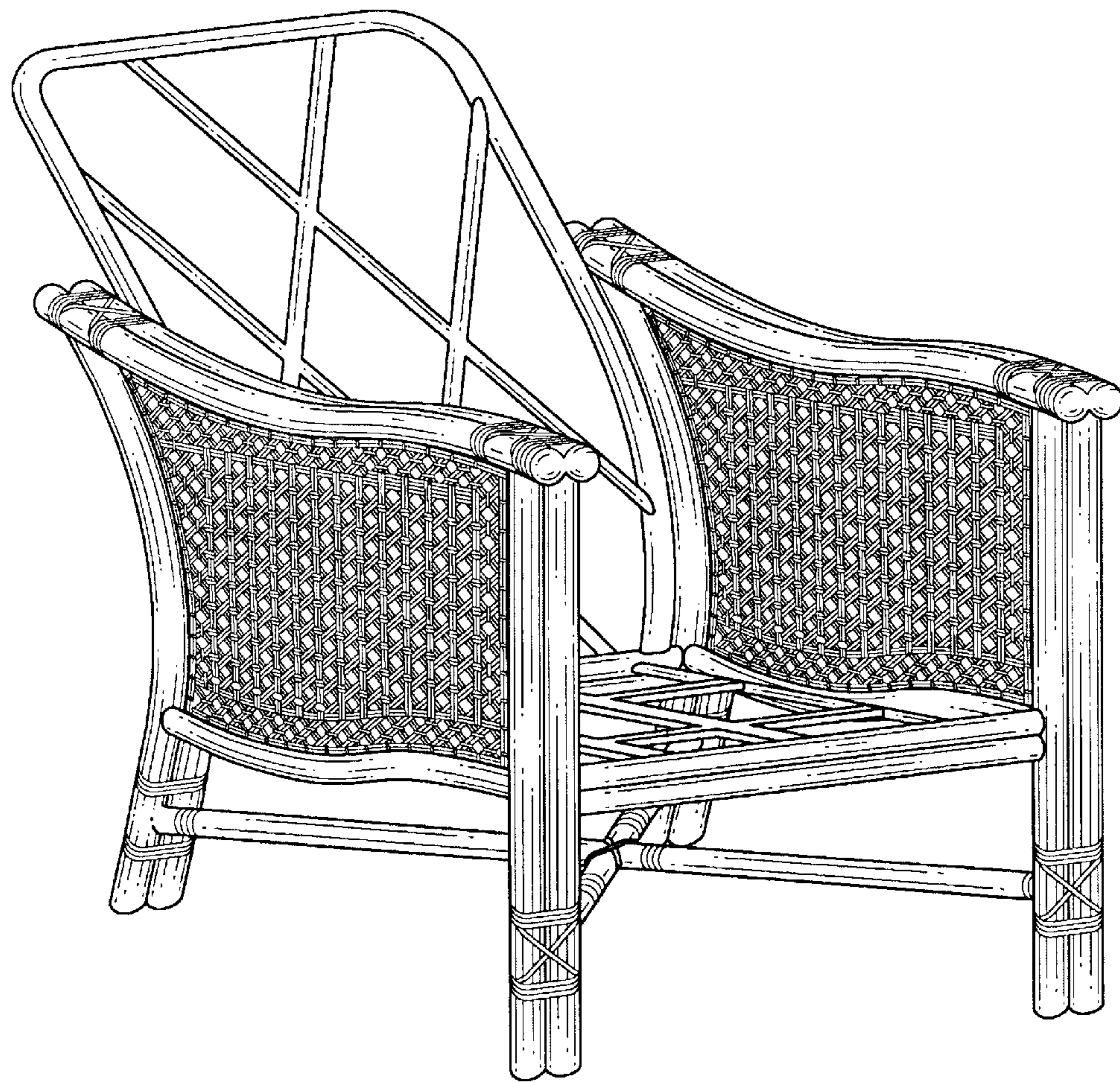


FIG. 7