

US00D520752S

(12) **United States Design Patent**  
**Solheim et al.**

(10) **Patent No.:** **US D520,752 S**

(45) **Date of Patent:** **\*\* May 16, 2006**

(54) **GOLF BAG TOP**

(75) Inventors: **John A. Solheim**, Phoenix, AZ (US);  
**Daniel J. Kubica**, deceased, late of  
Phoenix, AZ (US); by **Tania P. Kubica**,  
legal representative, Phoenix, AZ (US);  
**Douglas W. Anderson**, Phoenix, AZ  
(US); **Richard R. Sanchez**, New River,  
AZ (US); **Gregory M. Suggs**, Phoenix,  
AZ (US)

(73) Assignee: **Karsten Manufacturing Corporation**,  
Phoenix, AZ (US)

(\*\*) Term: **14 Years**

(21) Appl. No.: **29/236,178**

(22) Filed: **Aug. 12, 2005**

**Related U.S. Application Data**

(62) Division of application No. 29/195,738, filed on Dec. 16,  
2003.

(51) **LOC (8) Cl.** ..... **03-99**

(52) **U.S. Cl.** ..... **D3/320**

(58) **Field of Classification Search** ..... D3/320,  
D3/254, 255, 259, 382.1, 905; D34/15; 211/70.2;  
248/95, 96; 206/315.2, 315.3, 315.4, 315.5,  
206/315.6, 315.7, 315.8

See application file for complete search history.

(56) **References Cited**

**U.S. PATENT DOCUMENTS**

4,596,328 A 6/1986 Solheim  
4,600,100 A 7/1986 Solheim

4,667,820 A 5/1987 Solheim  
4,844,253 A \* 7/1989 Reimers ..... 206/315.6  
D331,660 S 12/1992 Souhrada et al.  
5,501,328 A \* 3/1996 Keller et al. .... 206/315.6  
5,816,398 A 10/1998 Wang  
D402,469 S \* 12/1998 Suk ..... D3/320  
D412,789 S \* 8/1999 Suk ..... D3/320  
D431,111 S \* 9/2000 Ryan ..... D3/320  
D438,380 S 3/2001 Su  
D442,783 S 5/2001 Pratt et al.  
6,296,117 B1 10/2001 Chen  
D450,188 S \* 11/2001 Maeng ..... D3/320  
D454,249 S 3/2002 Schmidt  
6,712,206 B1 3/2004 Chen  
D488,619 S 4/2004 Klock  
D501,604 S \* 2/2005 Kadoya ..... D3/320

\* cited by examiner

*Primary Examiner*—Sandra S. Snapp

(74) *Attorney, Agent, or Firm*—Darrell F. Marquette


(57) **CLAIM**

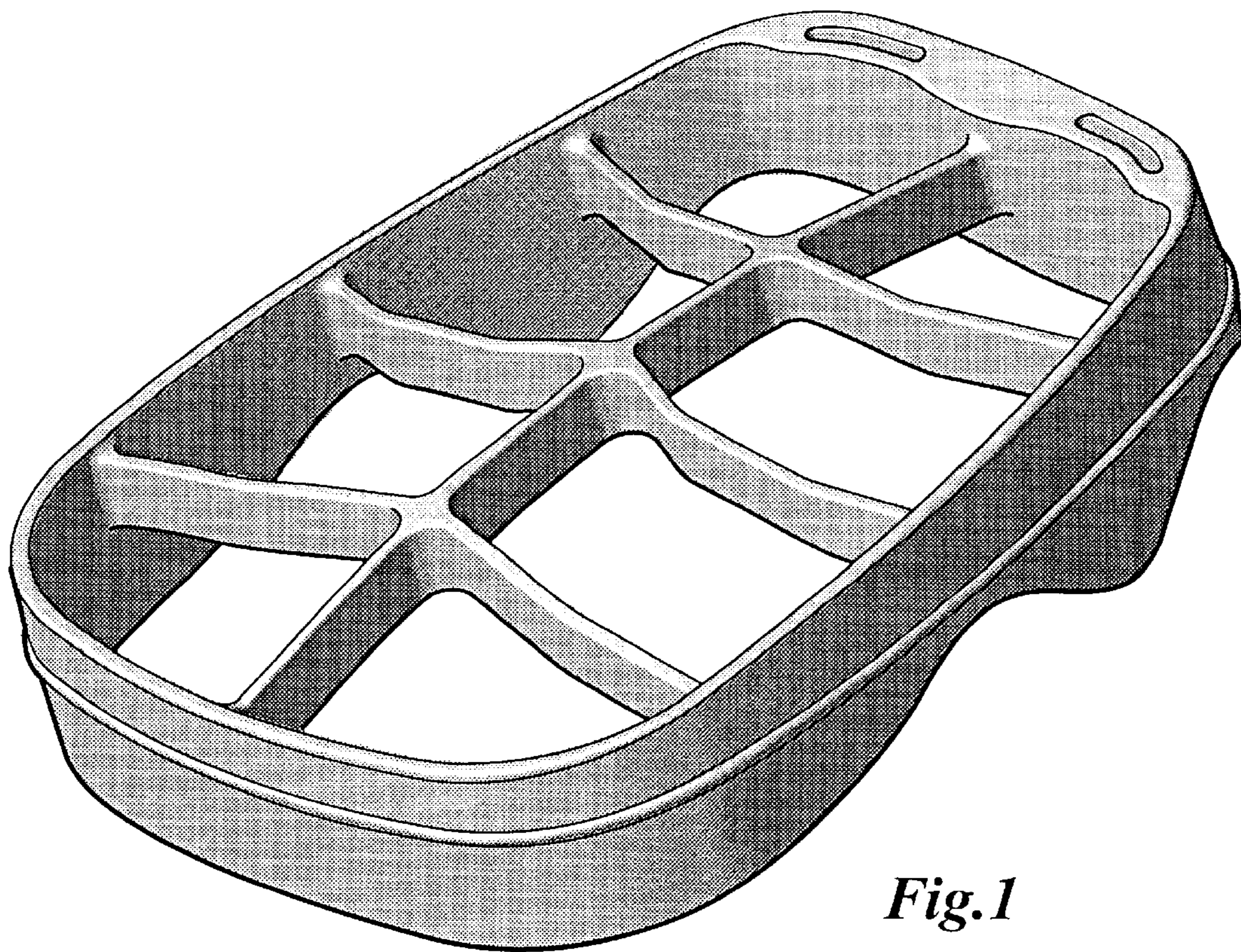
The ornamental design for a golf bag top, as shown and  
described.

**DESCRIPTION**

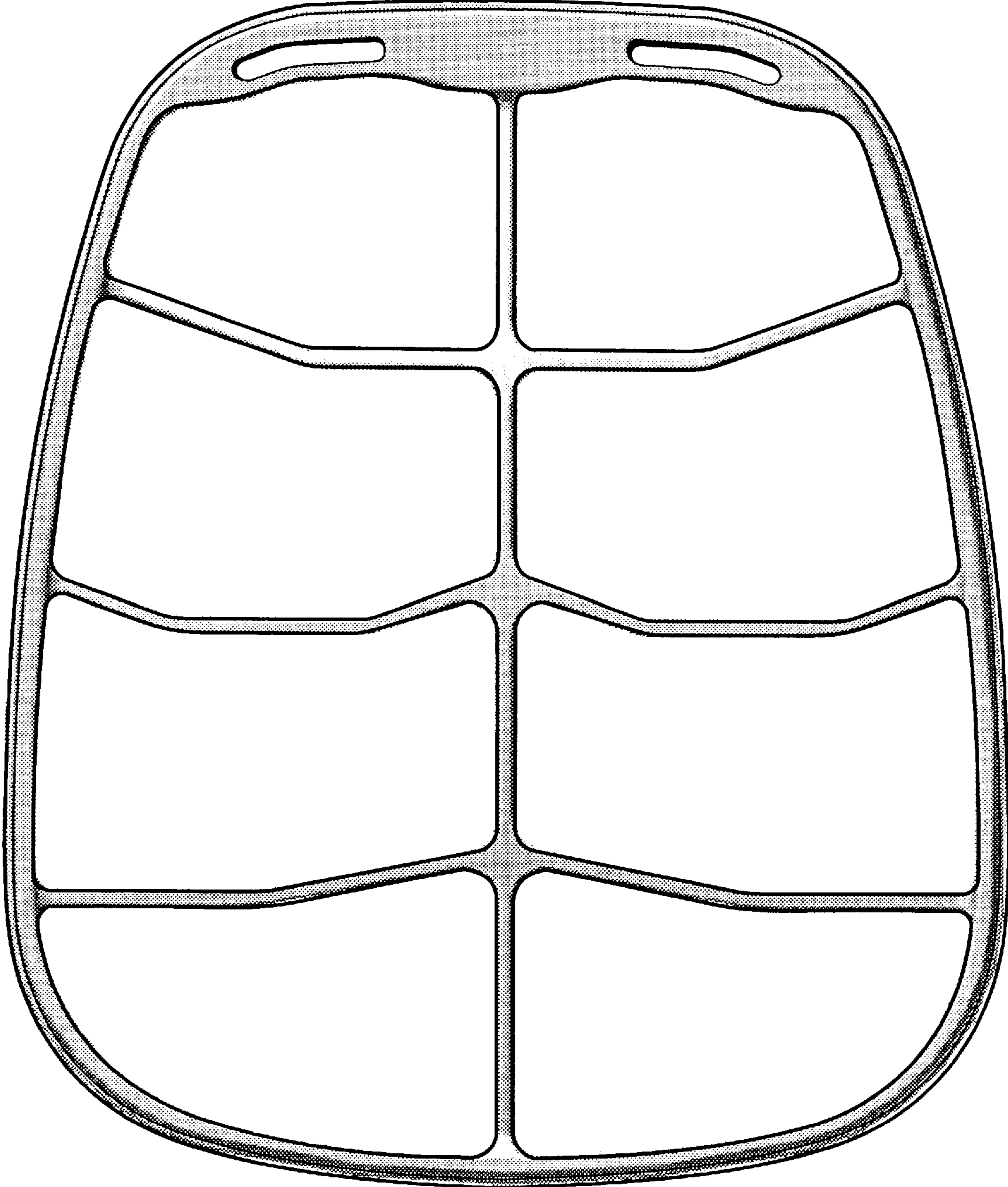
FIG. 1 is a perspective view of a golf bag top showing the  
new design;  
FIG. 2 is a top view of the golf bag top shown in FIG. 1;  
FIG. 3 is an end view of the golf bag top taken from the  
bottom in FIG. 2;  
FIG. 4 is an opposite end view of the golf bag top taken from  
the top in FIG. 2; and,  
FIG. 5 is a side elevation view of the golf bag top taken from  
the left in FIG. 3, with the opposite side elevation view taken  
from the right in FIG. 3 being a mirror image thereof.

**1 Claim, 3 Drawing Sheets**







*Fig.1*



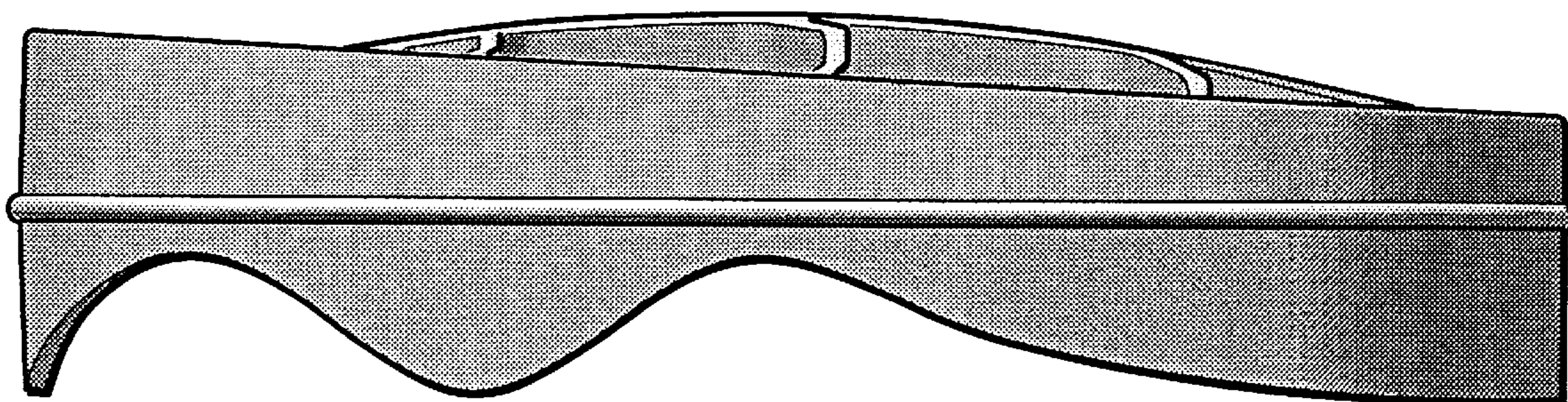
*Fig. 2*



*Fig. 3*



*Fig. 4*



*Fig. 5*