



US00D520729S

(12) **United States Design Patent**
Hamel

(10) **Patent No.:** **US D520,729 S**

(45) **Date of Patent:** **** May 16, 2006**

(54) **SIDE ELEMENT OF A SHOE UPPER**

(75) Inventor: **Stephen C. Hamel**, Los Angeles, CA
(US)

(73) Assignee: **ACI International**, Los Angeles, CA
(US)

(**) Term: **14 Years**

(21) Appl. No.: **29/228,858**

(22) Filed: **Apr. 29, 2005**

(51) **LOC (8) Cl.** **02-99**

(52) **U.S. Cl.** **D2/972**

(58) **Field of Classification Search** D2/902,
D2/907, 908, 943, 944, 969, 972-974; 36/45,
36/50.1, 77 MN, 77 R, 83, 88, 113, 114,
36/126-131

See application file for complete search history.

(56) **References Cited**

U.S. PATENT DOCUMENTS

D270,778 S * 10/1983 Casetta D2/907
D501,302 S * 2/2005 Cessor D2/972

* cited by examiner

Primary Examiner—Dominic Simone

(74) *Attorney, Agent, or Firm*—Christopher Darrow, Esq.;
Greenberg Traurig, LLP

(57) **CLAIM**

The ornamental design for an side element of a shoe upper,
as shown and described.

DESCRIPTION

FIG. 1 is a perspective view of a first embodiment of an side
element of a shoe upper showing the new design;

FIG. 2 is a perspective view of an alternate embodiment of
the shoe upper showing the new design;

FIG. 3 is a side elevational view of the first embodiment of
the shoe upper of the new design; and,

FIG. 4 is a side elevational view of the alternative embodi-
ment.

The even broken lines in FIGS. 2 and 4 represent design
elements. The uneven broken lines in all figures surrounding
the design element represent the bounds of the claimed
design. The uneven broken lines in all figures showing the
remainder of the shoe are for illustrative purposes only and
form no part of the claimed design.

1 Claim, 2 Drawing Sheets





FIG. 1




FIG. 2




FIG. 3




FIG. 4

