

US00D520725S

(12) **United States Design Patent**
Duclos

(10) **Patent No.:** **US D520,725 S**

(45) **Date of Patent:** **** May 16, 2006**

(54) **PORTION OF A SHOE**

D500,188 S * 12/2004 Dabah D2/908

(75) Inventor: **Gary Duclos**, Newburyport, MA (US)

OTHER PUBLICATIONS

(73) Assignee: **Converse, Inc.**, North Andover, MA (US)

Converse Inc., Converse Spring 2004 Product Workbook, 2004 (month and day unknown).

(**) Term: **14 Years**

* cited by examiner

(21) Appl. No.: **29/222,826**

Primary Examiner—Dominic Simone

(22) Filed: **Feb. 4, 2005**

(74) *Attorney, Agent, or Firm*—Thompson Coburn LLP

(51) **LOC (8) Cl.** **02-99**

(52) **U.S. Cl.** **D2/972**

(58) **Field of Classification Search** D2/902,
D2/907, 908, 943, 944, 969, 972-974; 36/45,
36/50.1, 77 M, 77 R, 83, 88, 113, 114, 126-131
See application file for complete search history.

(57) **CLAIM**

The ornamental design for a portion of a shoe, as shown and described.

DESCRIPTION

(56) **References Cited**

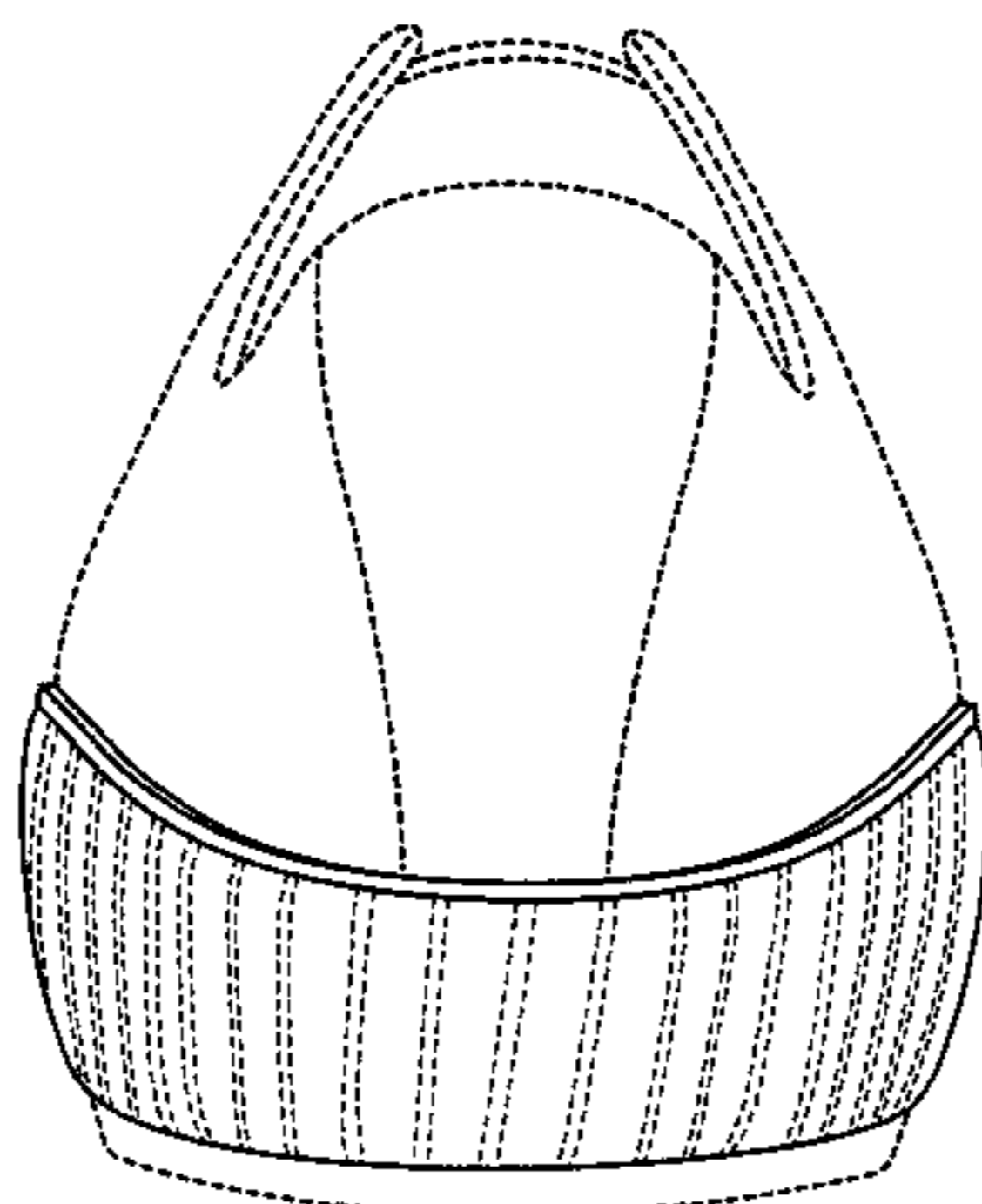
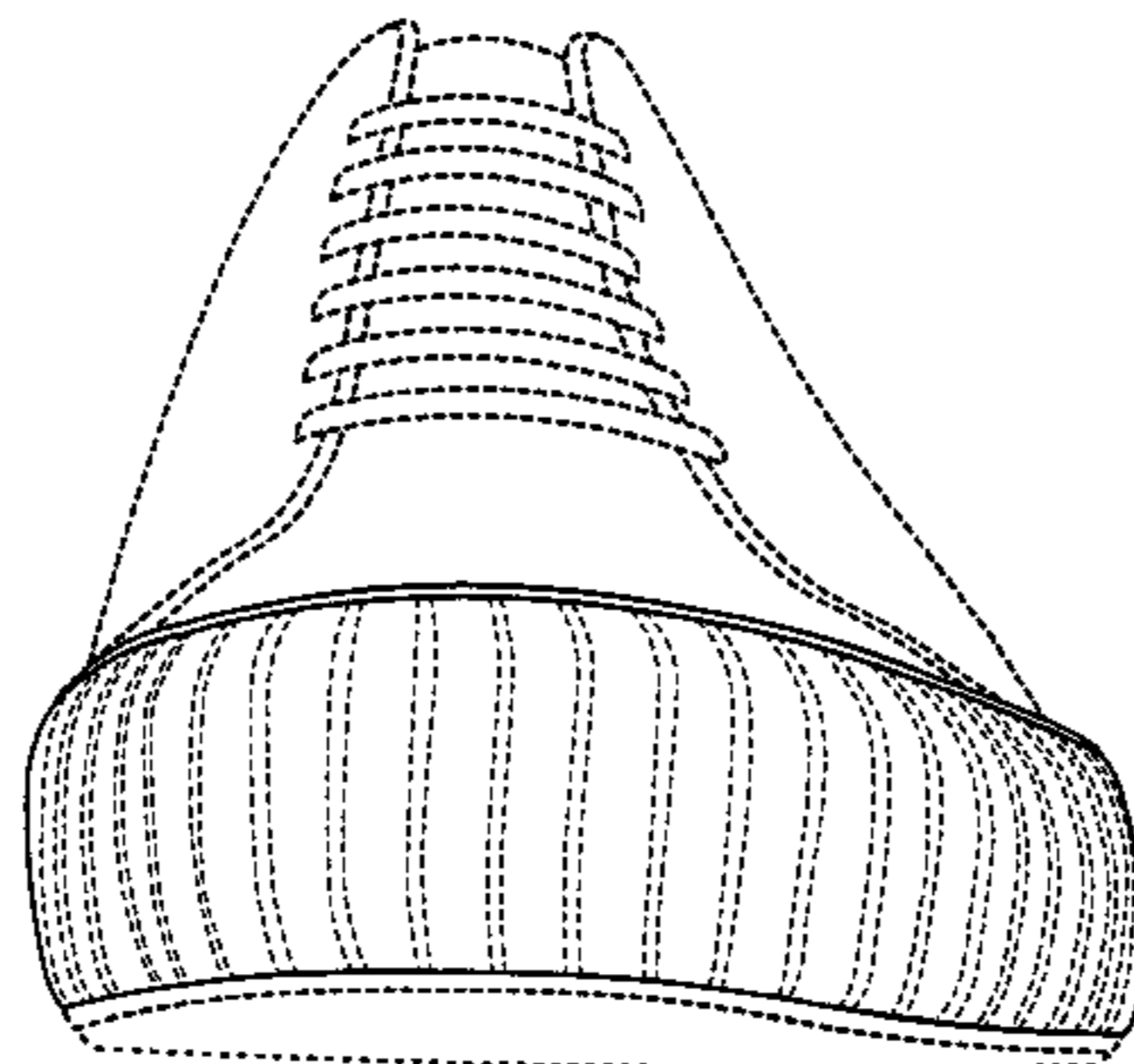

U.S. PATENT DOCUMENTS

D98,954 S	*	3/1936	Morgan	D2/902
D148,451 S	*	1/1948	Arnoff	D2/902
D157,034 S	*	1/1950	Eldon	D2/902
2,994,972 A	*	8/1961	Blair	36/113
D200,846 S	*	4/1965	Bovay	D2/908
D237,425 S	*	11/1975	Askew	D2/907
D494,357 S	*	8/2004	Del Biondi	D2/972

FIG. 1 is a left side elevational view of a shoe showing my new design;
FIG. 2 is a right side elevational view thereof;
FIG. 3 is a front elevational view thereof; and,
FIG. 4 is a rear elevational view thereof.

The broken lines within the solid lines of the claimed design are illustrative of a design that may be incorporated within the boundaries of, but does not form a part of, the claimed design. All other broken lines represent the remaining portions of the shoe. The broken lines are for illustrative purposes only and form no part of the claimed design.

1 Claim, 2 Drawing Sheets






Figure 1




Figure 2

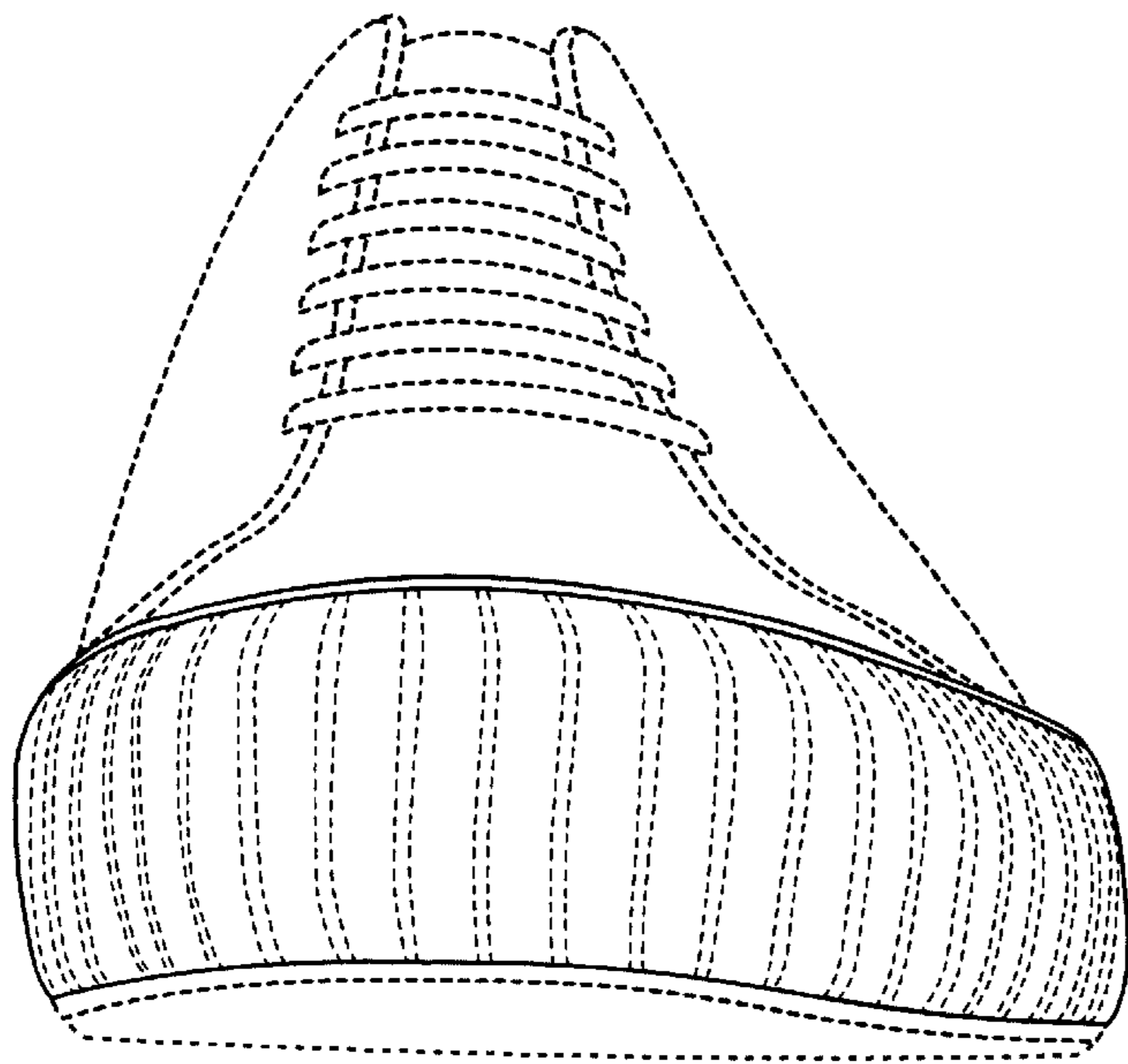


Figure 3

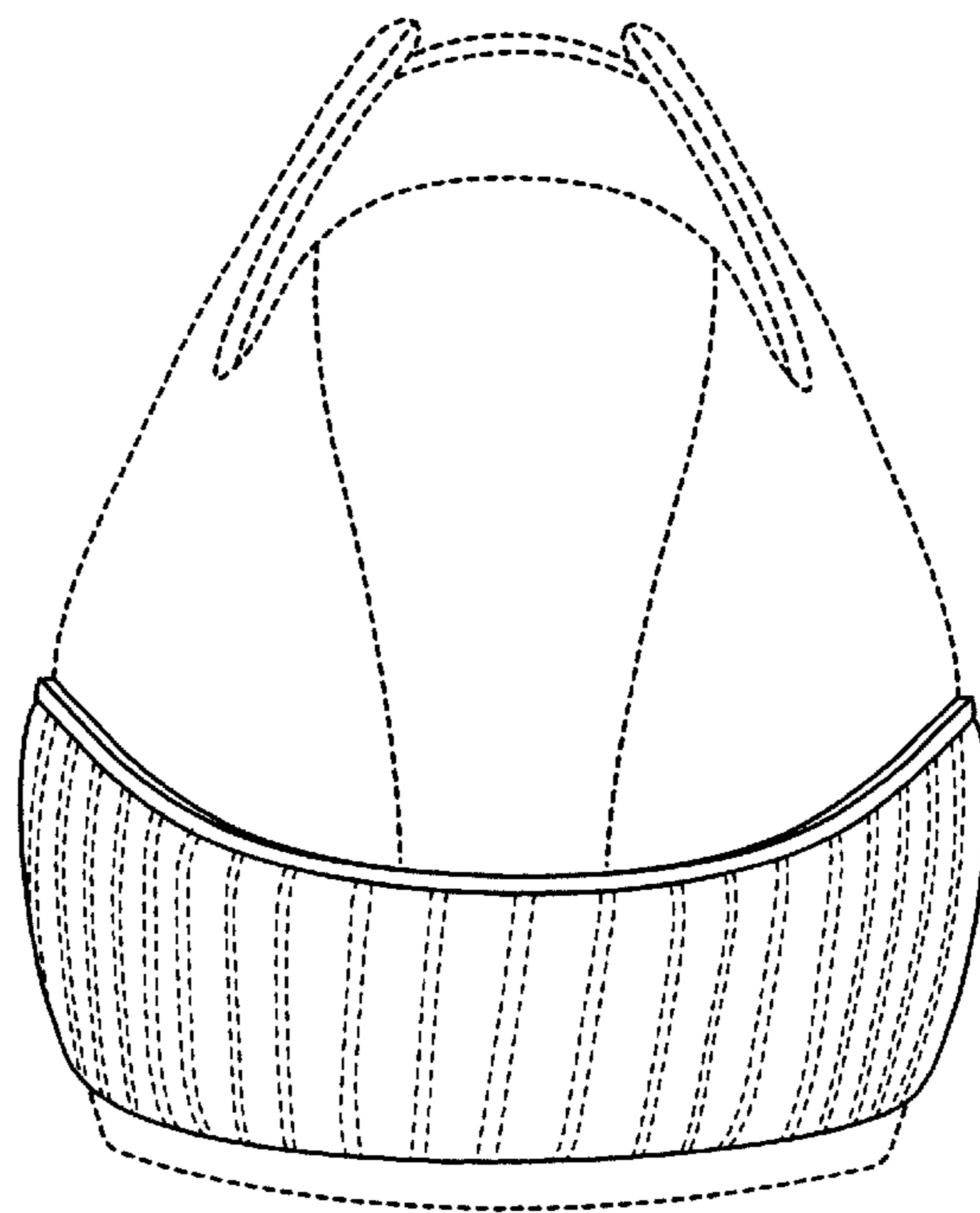


Figure 4