

US00D520723S

(12) **United States Design Patent**
Hoeft

(10) **Patent No.:** **US D520,723 S**

(45) **Date of Patent:** **** May 16, 2006**

(54) **TOE CAP FOR A SHOE**
(75) Inventor: **David William Hoeft**, Lebanon, PA
(US)
(73) Assignee: **Columbia Insurance Company**,
Omaha, NE (US)
(**) Term: **14 Years**

4,231,170 A 11/1980 Griswold
4,366,629 A 1/1983 Scherz
4,562,652 A 1/1986 Hensler
D291,621 S * 9/1987 Herman D2/913
4,908,963 A 3/1990 Krajcir et al.
4,995,174 A 2/1991 Hong et al.
5,048,203 A 9/1991 Kling
5,185,944 A 2/1993 Okajima
5,499,459 A 3/1996 Tomaro
5,526,584 A 6/1996 Bleimhofer et al.
5,738,937 A 4/1998 Baychar
D450,916 S * 11/2001 Turner et al. D2/972

(21) Appl. No.: **29/214,294**

(22) Filed: **Sep. 30, 2004**

(51) **LOC (8) Cl.** **02-99**

(52) **U.S. Cl.** **D2/972**

(58) **Field of Classification Search** D2/909-913,
D2/946, 972; 36/72 R

See application file for complete search history.

* cited by examiner

Primary Examiner—Dominic Simone

(74) *Attorney, Agent, or Firm*—St. Onge Steward Johnston
& Reens LLC

(56) **References Cited**

U.S. PATENT DOCUMENTS

1,506,662 A * 8/1924 Peller 36/72 R
1,974,543 A 9/1934 Reymond
2,046,217 A 6/1936 Strauss
2,079,237 A 5/1937 Allard
2,160,768 A 5/1939 Wasser
2,344,069 A 3/1944 Wasser
3,091,871 A 6/1963 Tronche
3,175,310 A 3/1965 MacQuaid
3,175,311 A * 3/1965 MacQuaid 36/72 R
3,191,321 A 6/1965 Brutting
3,213,551 A 10/1965 Krauss
3,407,518 A 10/1968 MacQuaid et al.
3,525,165 A 8/1970 Randall, Jr.
3,561,142 A 2/1971 Streit, Sr. et al.

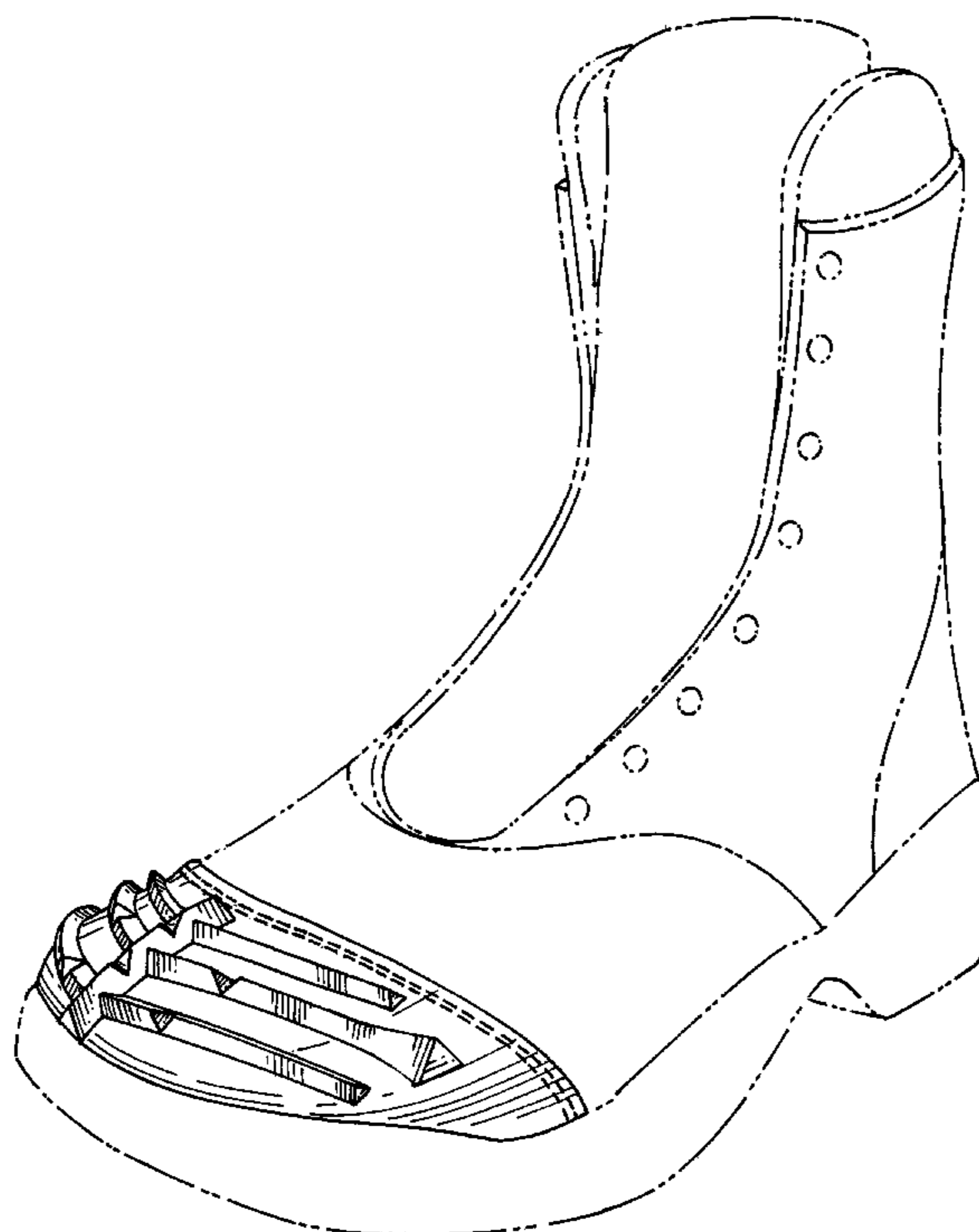
(57) **CLAIM**

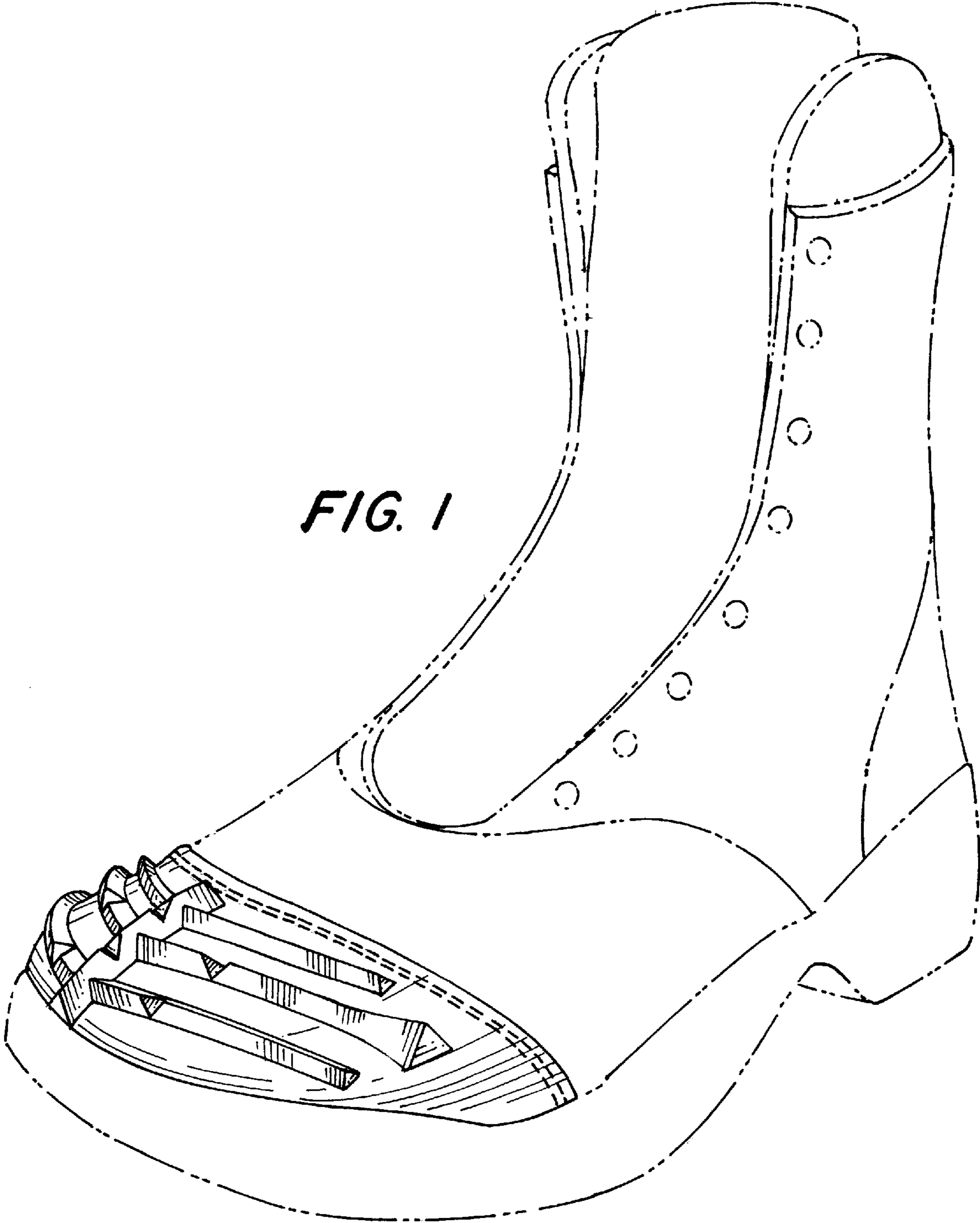
I claim the ornamental design for the toe cap for a shoe, as shown and described in the drawings.

DESCRIPTION

FIG. 1 is a front perspective view of a toe cap for a shoe in accordance with the new design;
FIG. 2 is a front view of the toe cap in accordance with the new design shown in FIG. 1;
FIG. 3 is a top view of the toe cap in accordance with the new design shown in FIGS. 1-2;
FIG. 4 is a right side view of the toe cap in accordance with the new design shown in FIGS. 1-3; and,
FIG. 5 is a left side view of the toe cap in accordance with the new design shown in FIGS. 1-4.

1 Claim, 3 Drawing Sheets





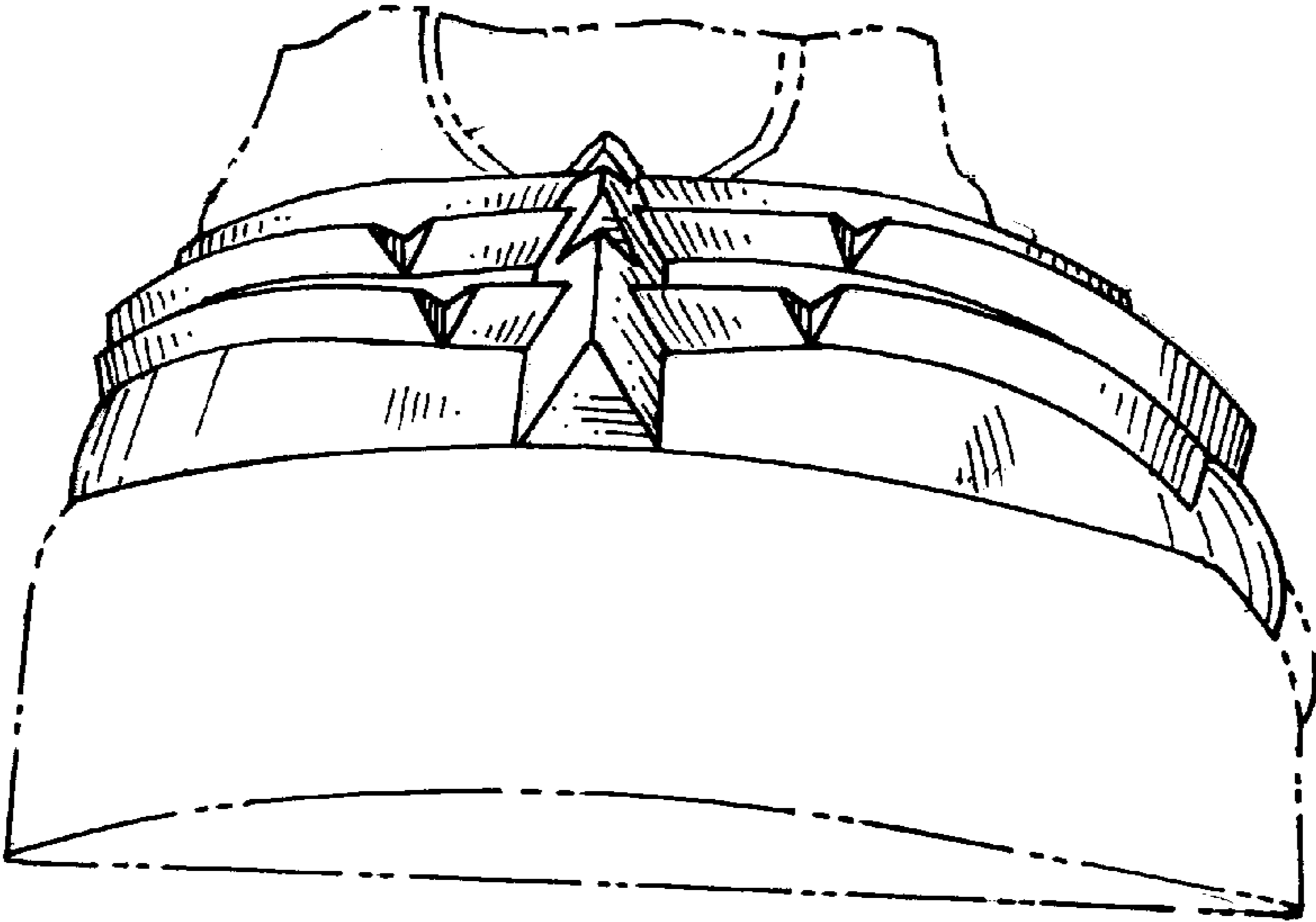


FIG. 2

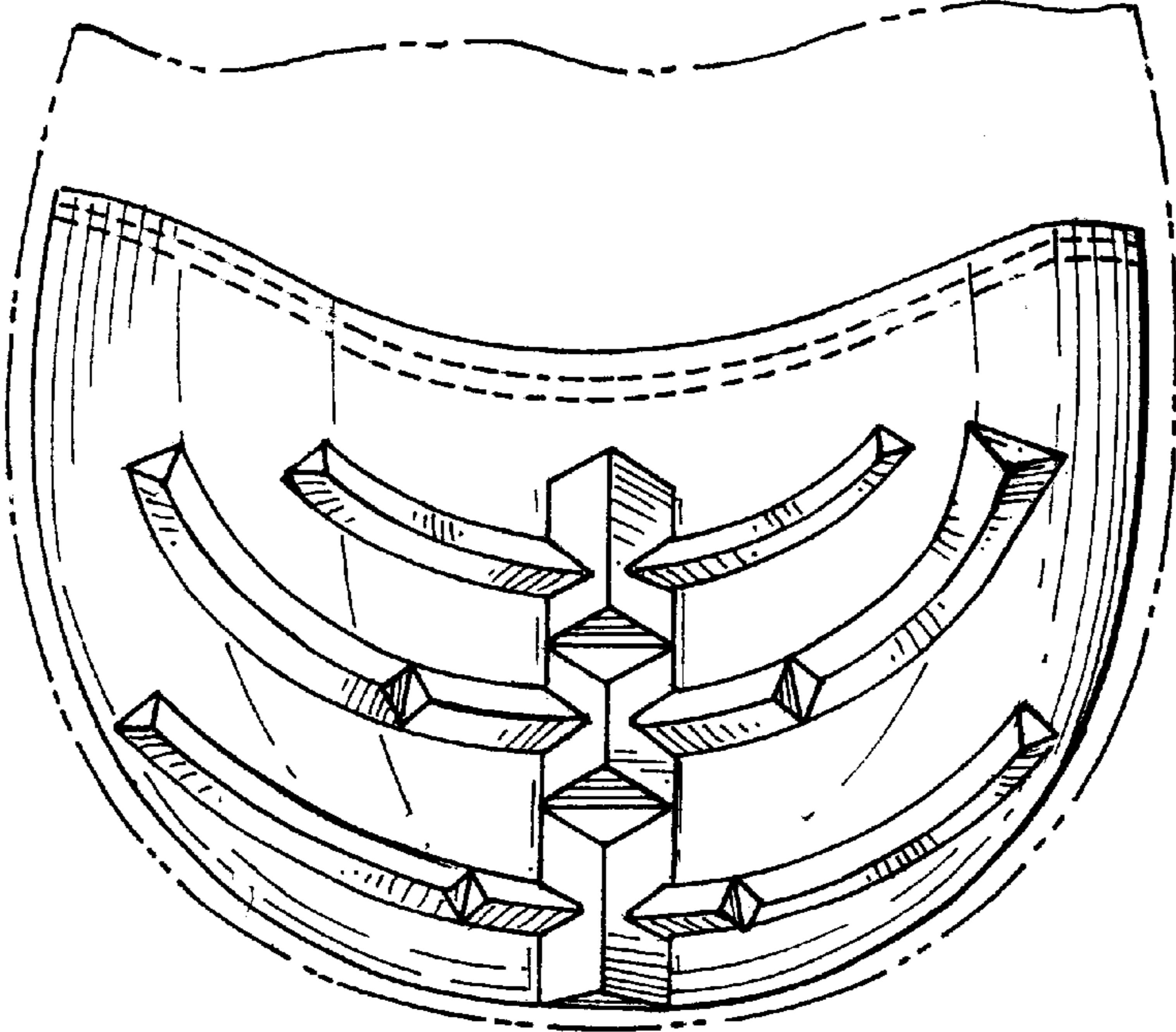


FIG. 3

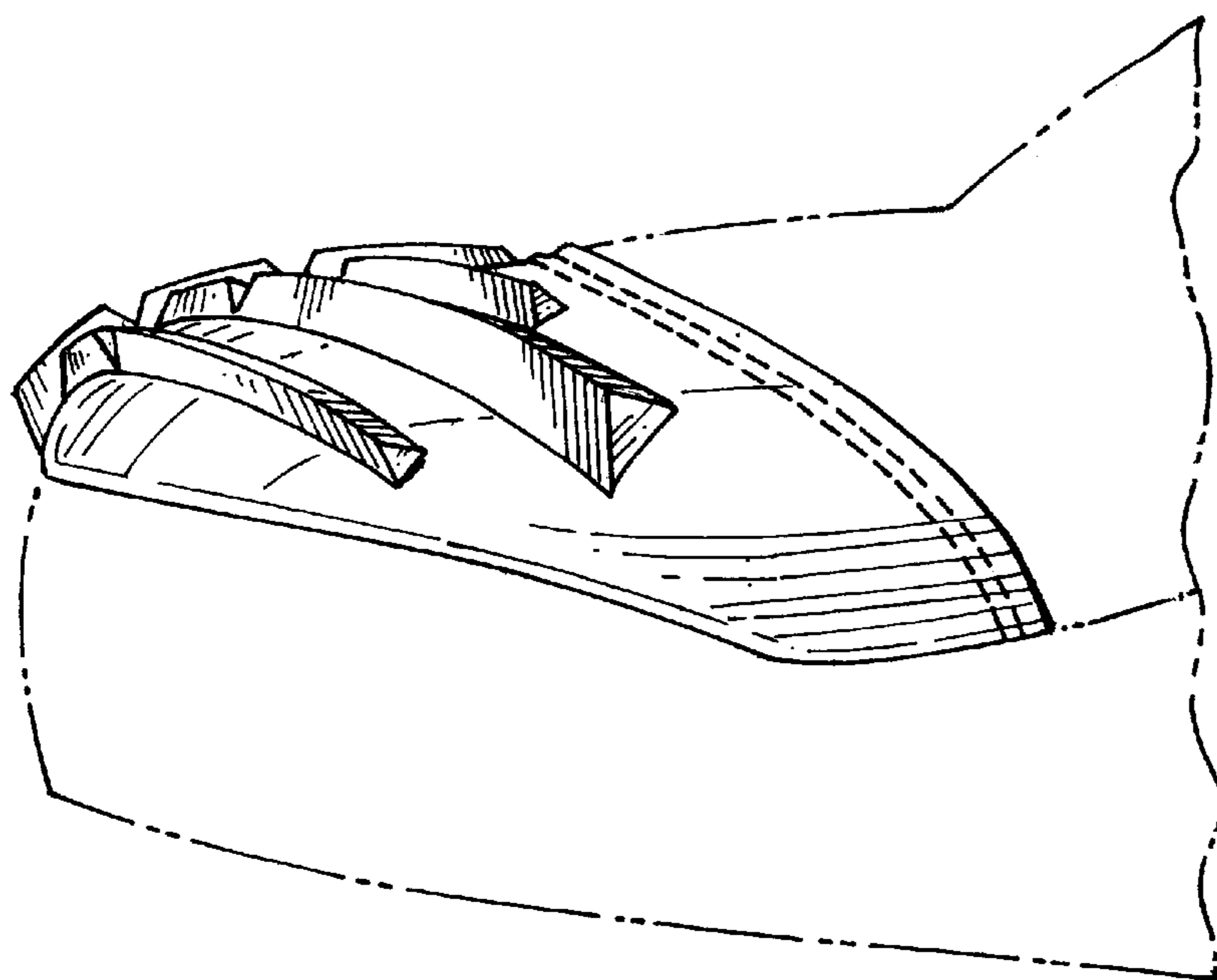


FIG. 4

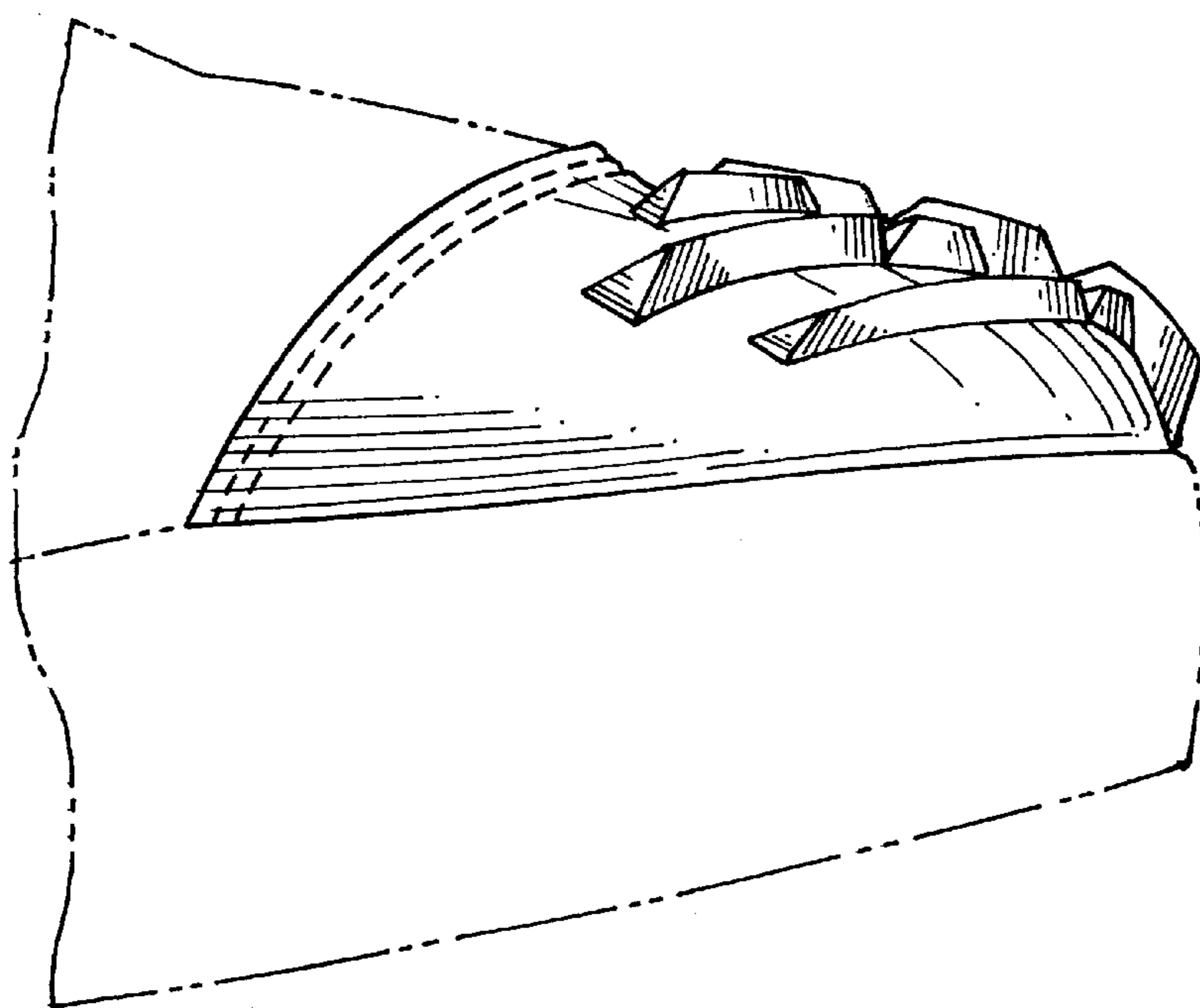


FIG. 5