



US00D520707S

(12) **United States Design Patent**
Phillips, II

(10) **Patent No.:** **US D520,707 S**

(45) **Date of Patent:** **** May 9, 2006**

(54) **LAUNDRY CART WITH LARGE DIAMETER TUBING AND ANGULAR BASKET STRUCTURE**

D284,609 S * 7/1986 Rich D34/17
D444,927 S * 7/2001 Lin D32/37
D486,619 S * 2/2004 Rivera et al. D34/19

(75) Inventor: **Sterling W. Phillips, II**, Newport Beach, CA (US)

* cited by examiner

(73) Assignee: **Coin & Commercial Laundry Systems, Inc.**, Stanton, CA (US)

Primary Examiner—Freda Nunn

Assistant Examiner—Kevin K. Rudzinski

(74) *Attorney, Agent, or Firm*—Myers Dawes Andras & Sherman LLP; Joseph C. Andras

(**) Term: **14 Years**

(57) **CLAIM**

(21) Appl. No.: **29/206,299**

I claim the ornamental design for the laundry cart with large diameter tubing and angular basket structure, as shown and described.

(22) Filed: **May 27, 2004**

(51) **LOC (8) Cl.** **12-02**

(52) **U.S. Cl.** **D34/19**

(58) **Field of Classification Search** D34/1, D34/5, 6, 12-27; 301/1, 112, 113, 122; D32/37; 280/3.991-3, 47.24, 47.26, 47.2, 47.28, 47.34, 280/47.19, 47.37, 47.35, 47.4, 79.1-79.3, 280/641, 642, 645, 647, 651, 652, 654, 655, 280/659, 33.996, 7; D20/44; 40/308, 506; 224/275, 277; 297/227, 229; 74/551.9; D12/133, D12/178; 16/110.1, 406, 421, 422, 426, 429, 16/430, 435; D25/122; 220/908, 909, 910, 220/911

See application file for complete search history.

DESCRIPTION

FIG. 1 is a perspective view of the laundry cart with large diameter tubing and angular basket structure of the present invention;

FIG. 2 is a front elevation view thereof;

FIG. 3 is a right-side elevation view thereof, the left-side elevation view being a mirror image;

FIG. 4 is a back elevation thereof;

FIG. 5 is a top plan view thereof;

FIG. 6 is a bottom plan view thereof;

FIG. 7 is a perspective view of a laundry cart with large diameter tubing and angular basket structure according to a first alternative embodiment of the present invention; and,

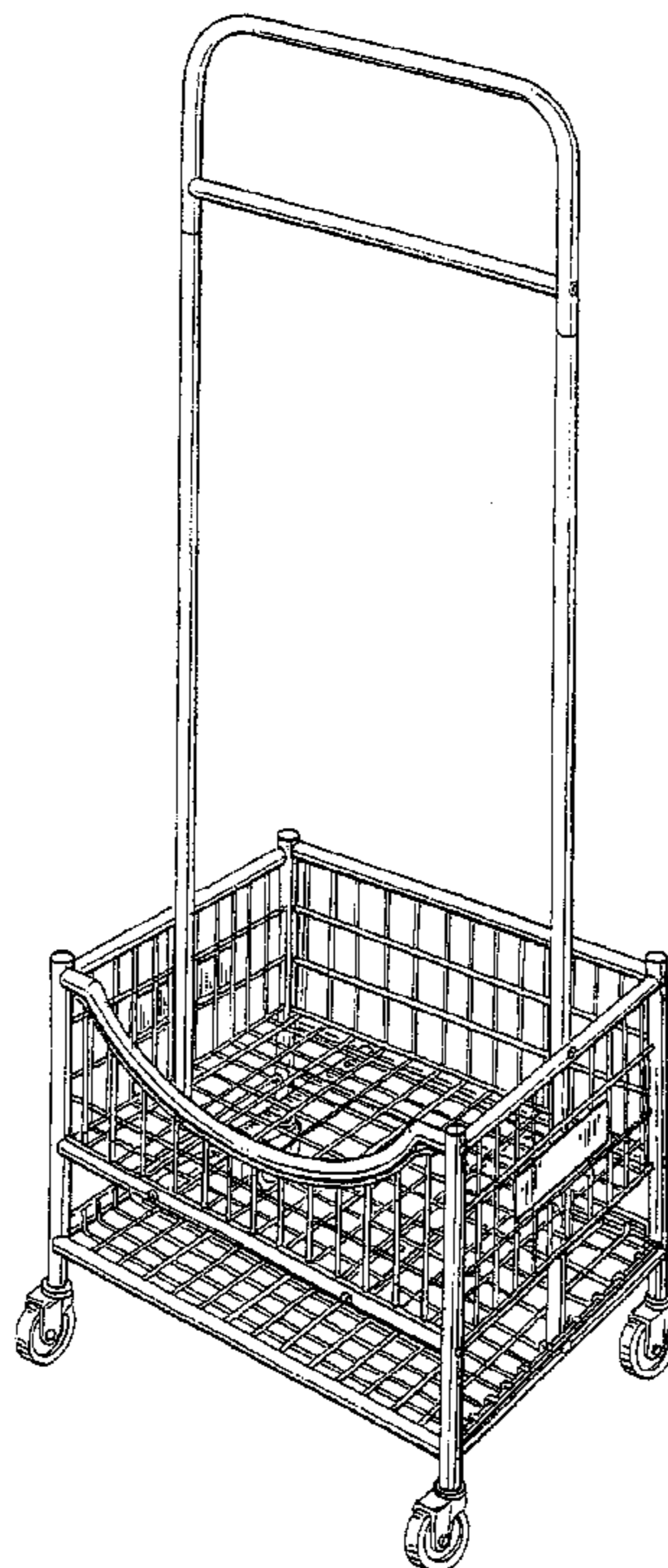
FIG. 8 is a perspective view of a laundry cart with large diameter tubing and angular basket structure according to a second alternative embodiment of the present invention;

(56) **References Cited**

U.S. PATENT DOCUMENTS

4,185,848 A * 1/1980 Holtz 280/652
D280,563 S * 9/1985 Cobb D34/17

1 Claim, 5 Drawing Sheets



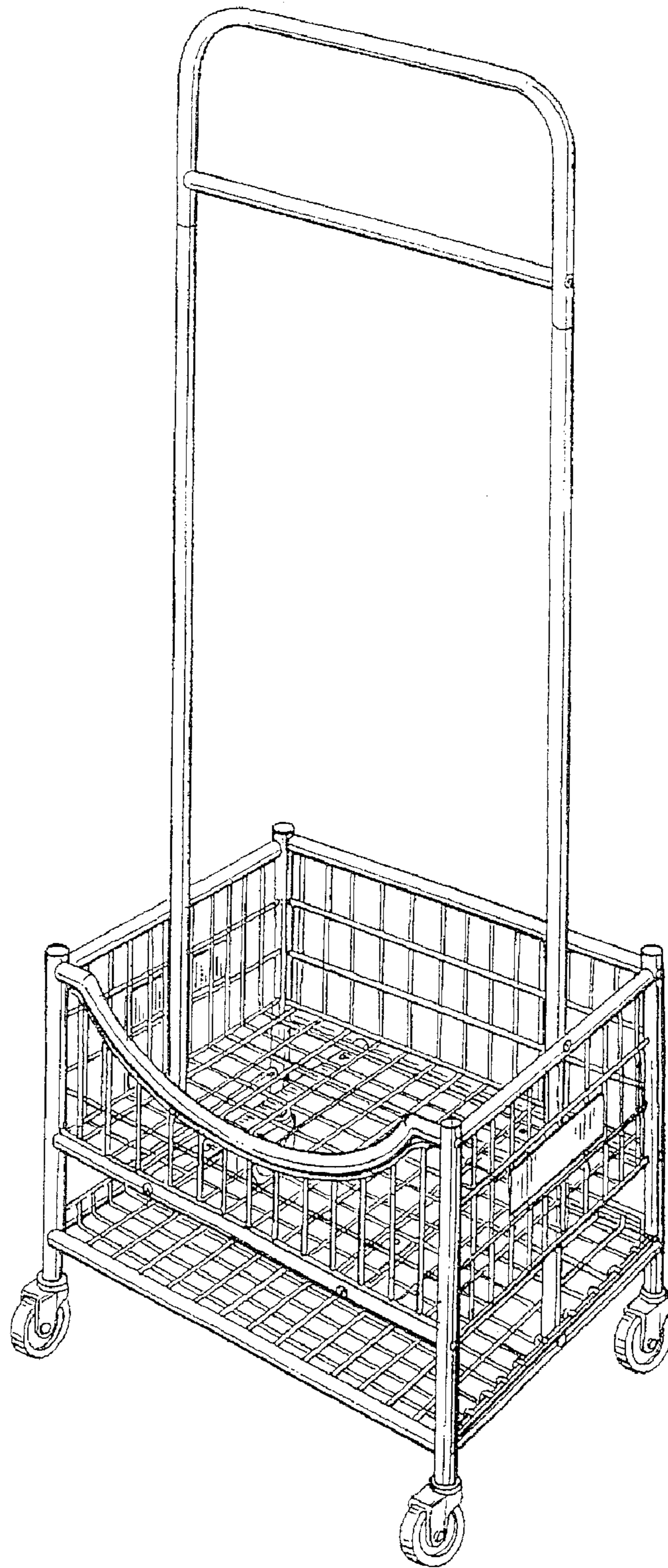


FIG. 1




FIG. 2

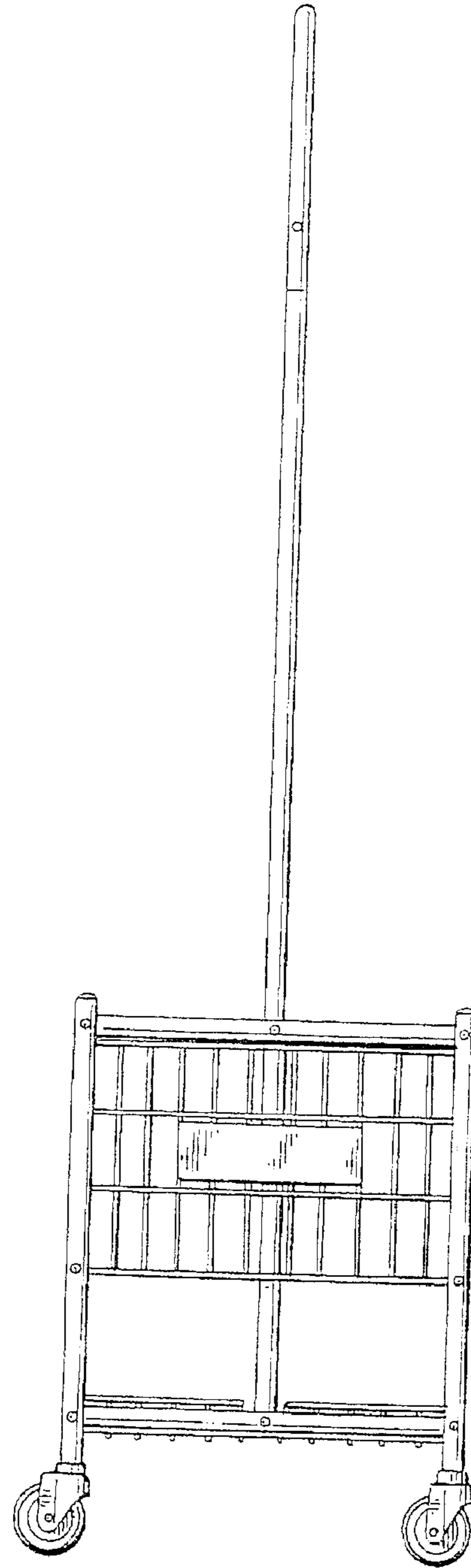


FIG. 3




FIG. 4

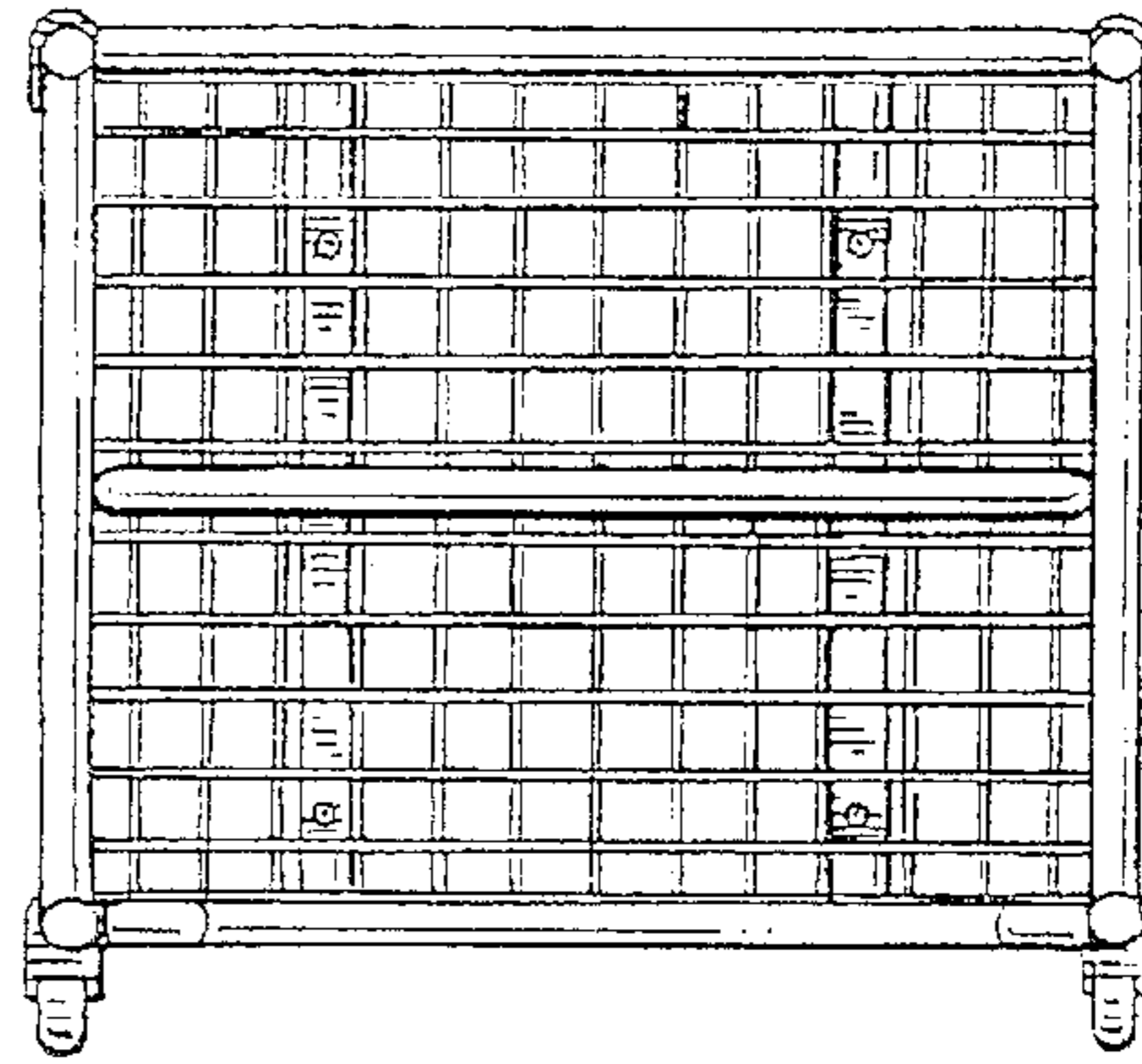


FIG. 5

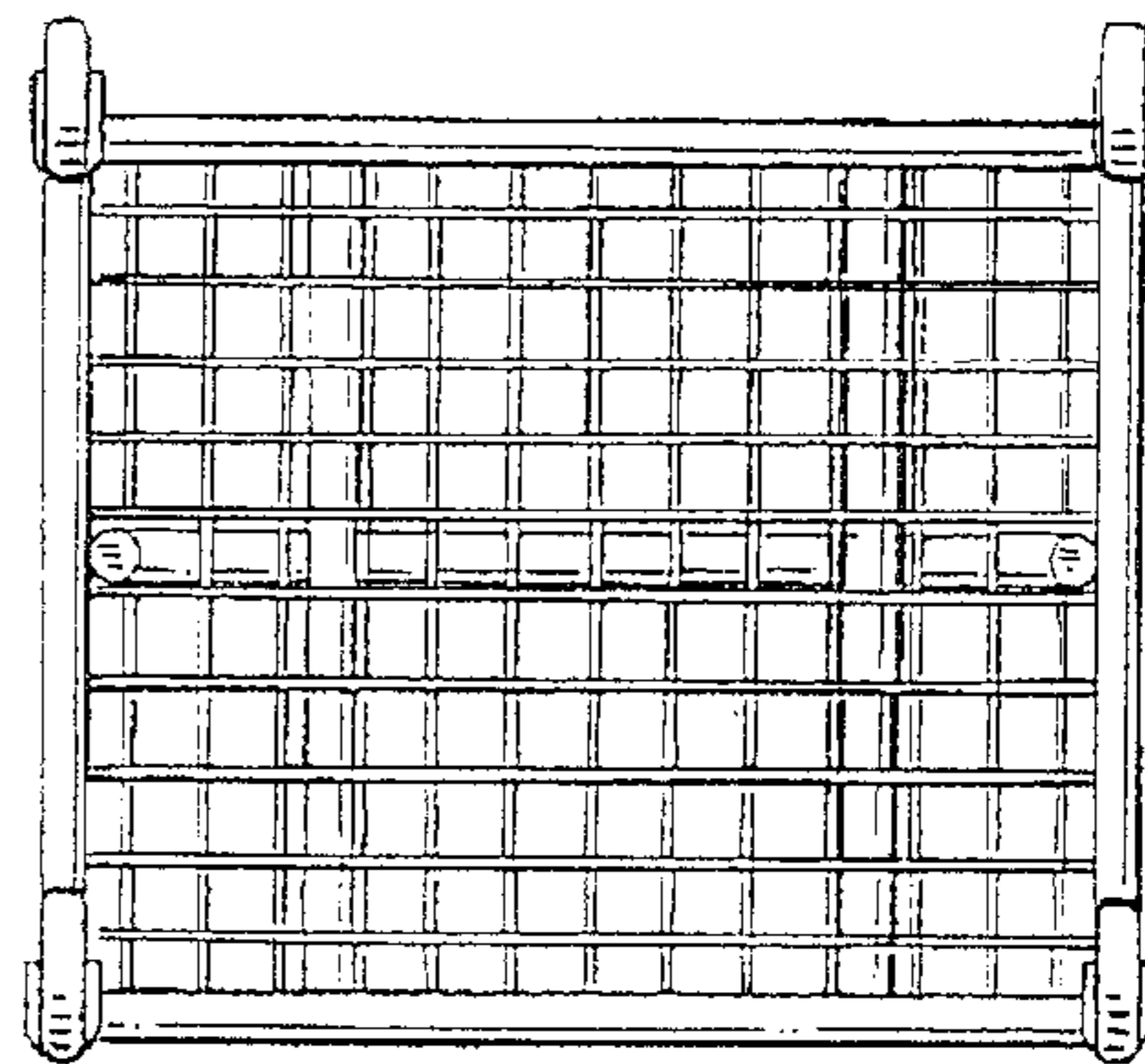


FIG. 6




FIG. 7

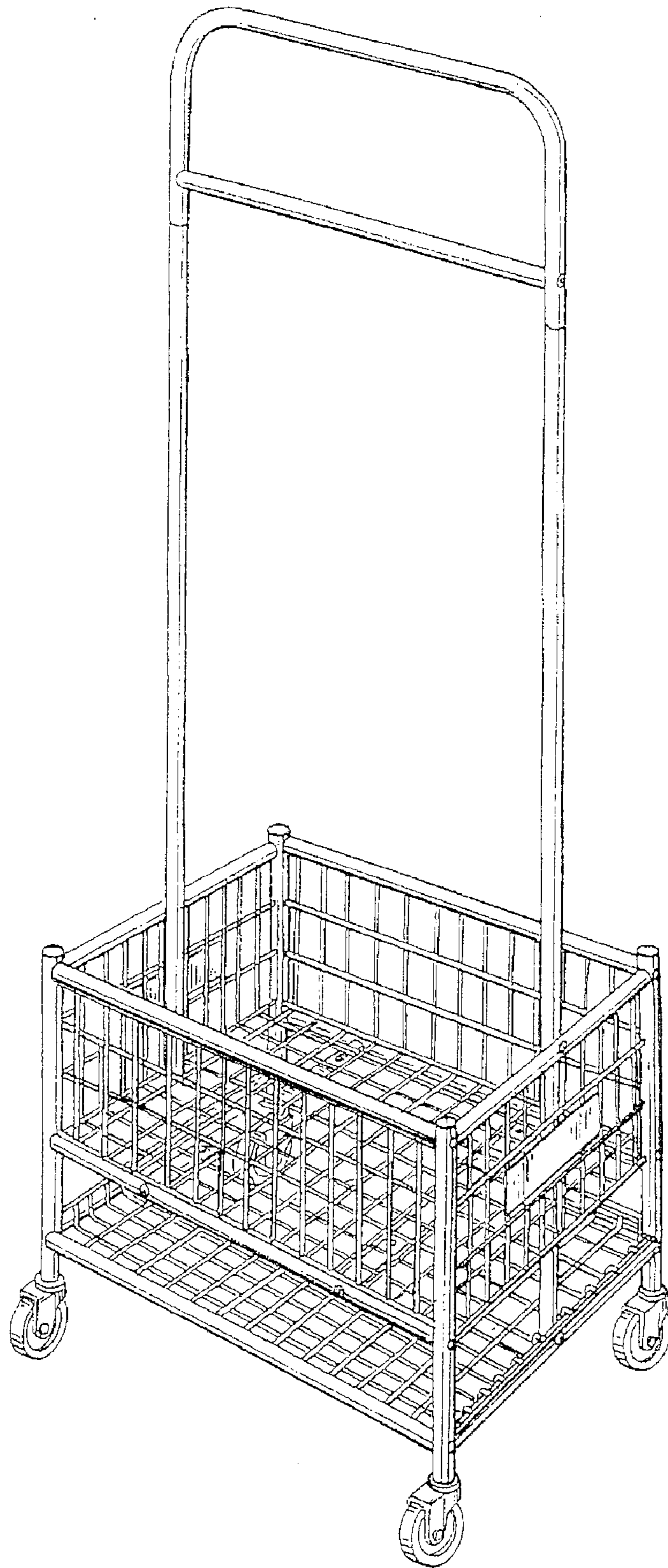


FIG. 8