

US00D520686S

(12) **United States Design Patent**
Jeon et al.

(10) **Patent No.:** **US D520,686 S**

(45) **Date of Patent:** **** May 9, 2006**

(54) **DRUM TYPE WASHING MACHINE**

(75) Inventors: **Ho Il Jeon**, Seoul (KR); **Soon Uk Kwon**, Seoul (KR); **Young Il Kim**, Incheon (KR)

(73) Assignee: **LG Electronics Inc.**, Seoul (KR)

(**) Term: **14 Years**

(21) Appl. No.: **29/237,730**

(22) Filed: **Sep. 7, 2005**

(30) **Foreign Application Priority Data**

Mar. 8, 2005 (KR) 30-2005-0007638

(51) **LOC (8) Cl.** **15-05**

(52) **U.S. Cl.** **D32/6**

(58) **Field of Classification Search** D32/1,
D32/5, 6, 7, 8, 9, 10, 25; 68/3 R, 4, 5 R,
68/12.01, 212, 12.08; 34/58, 108, 130, 131-32,
34/417, 499, 523, 534, 595, 596, 597, 600,
34/603; 38/1 A; 312/31

See application file for complete search history.

(56) **References Cited**

U.S. PATENT DOCUMENTS

D450,164 S * 11/2001 Dyson et al. D32/6

D456,572 S * 4/2002 Resuello et al. D32/6
D465,622 S * 11/2002 Wang et al. D32/6
D477,898 S * 7/2003 Geyer D32/6
D495,453 S * 8/2004 Baldwin et al. D32/8
D495,775 S * 9/2004 Sagawa et al. D32/5
D496,709 S * 9/2004 Suh et al. D32/6
D502,577 S * 3/2005 Baldwin et al. D32/6

* cited by examiner

Primary Examiner—Louis S. Zarfaz

Assistant Examiner—Kathleen Sims

(74) *Attorney, Agent, or Firm*—Birch, Stewart, Kolasch & Birch, LLP

(57) **CLAIM**

The ornamental design for a drum type washing machine, as shown and described.

DESCRIPTION

FIG. 1 is a perspective view of a drum type washing machine showing my (our) new design;
FIG. 2 is a front view thereof;
FIG. 3 is a rear view thereof;
FIG. 4 is a left side view thereof;
FIG. 5 is a right side view thereof;
FIG. 6 is a top plan view thereof; and,
FIG. 7 is a bottom plan view thereof.

1 Claim, 7 Drawing Sheets




FIG. 1




FIG. 2

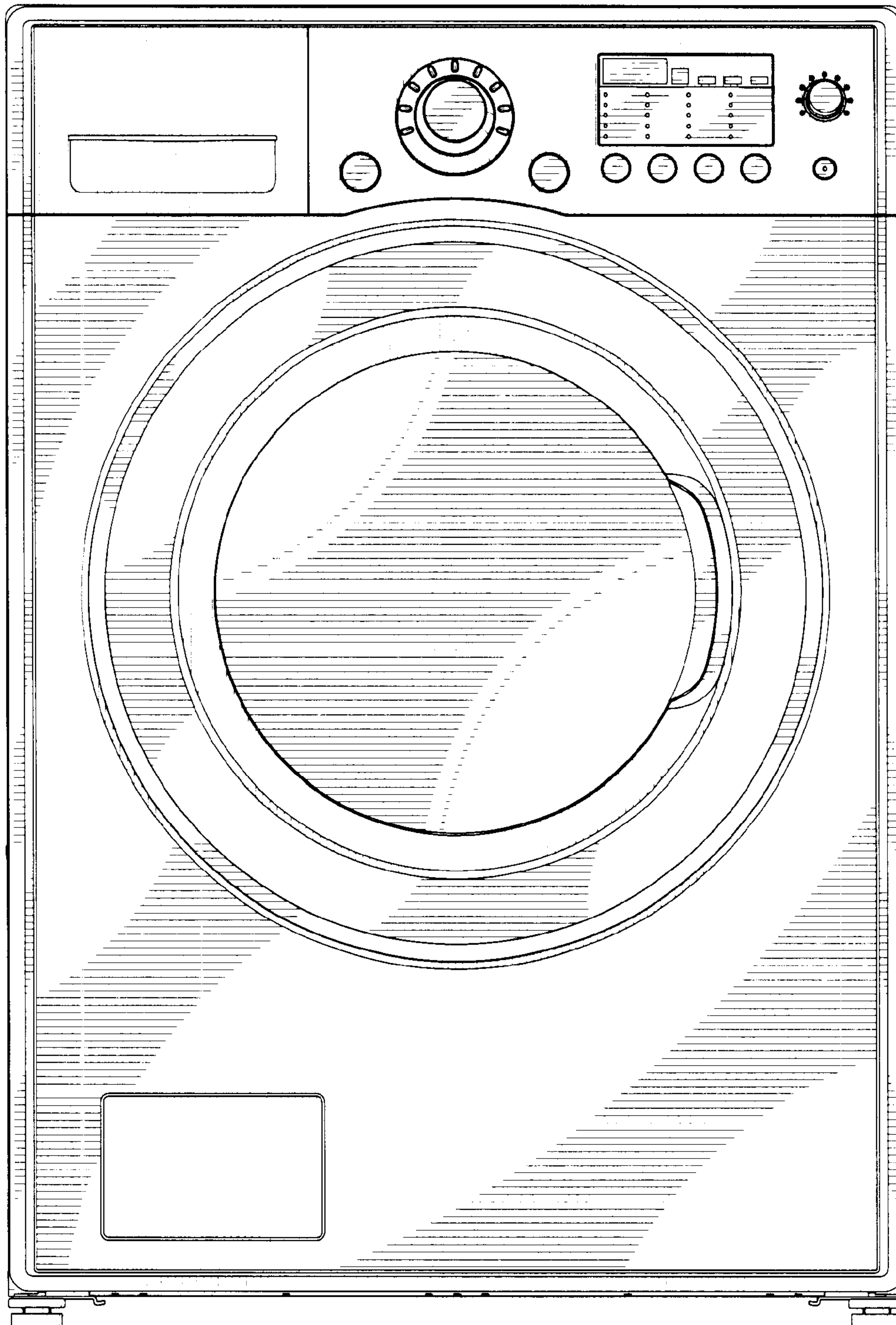


FIG. 3

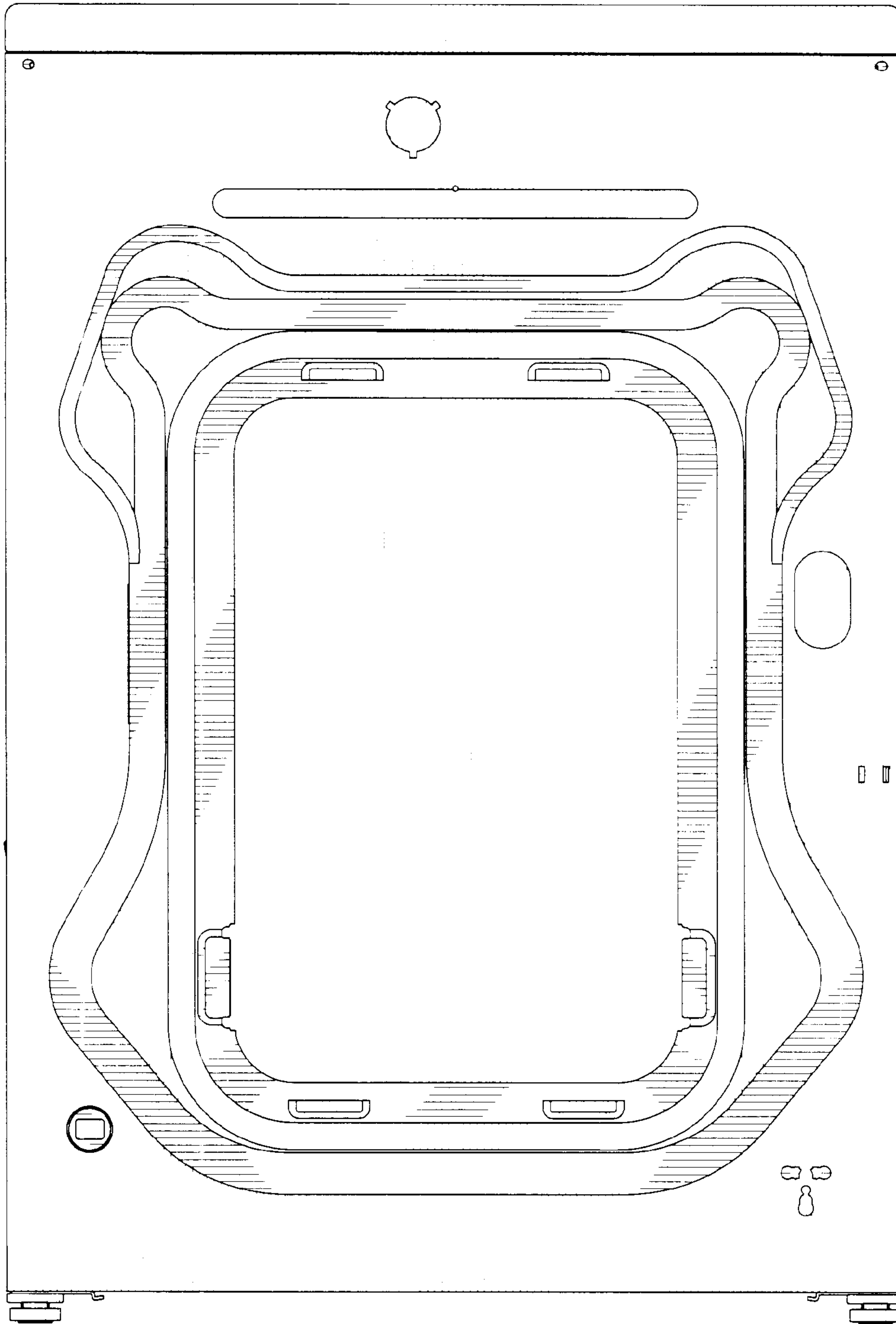


FIG. 4

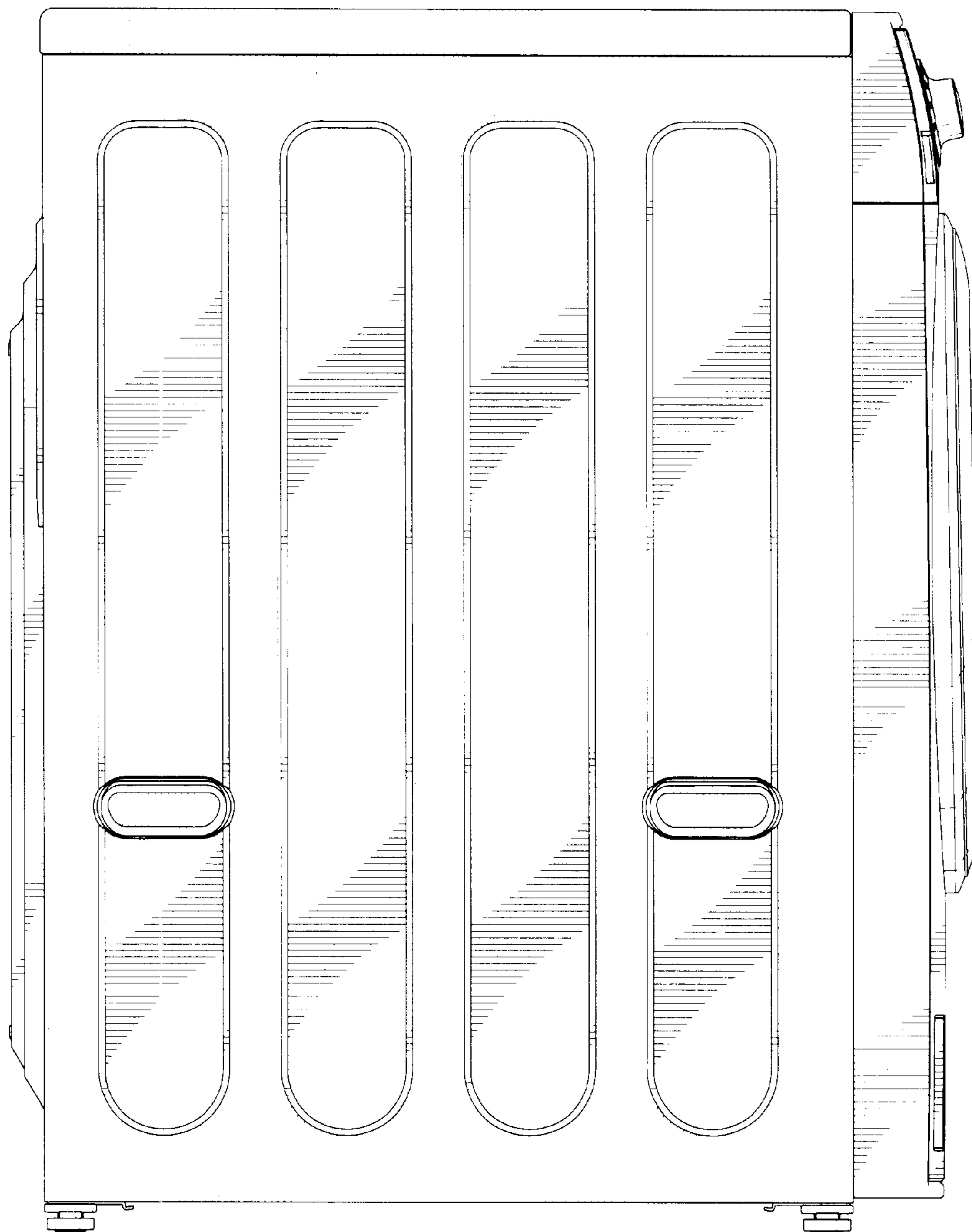


FIG. 5

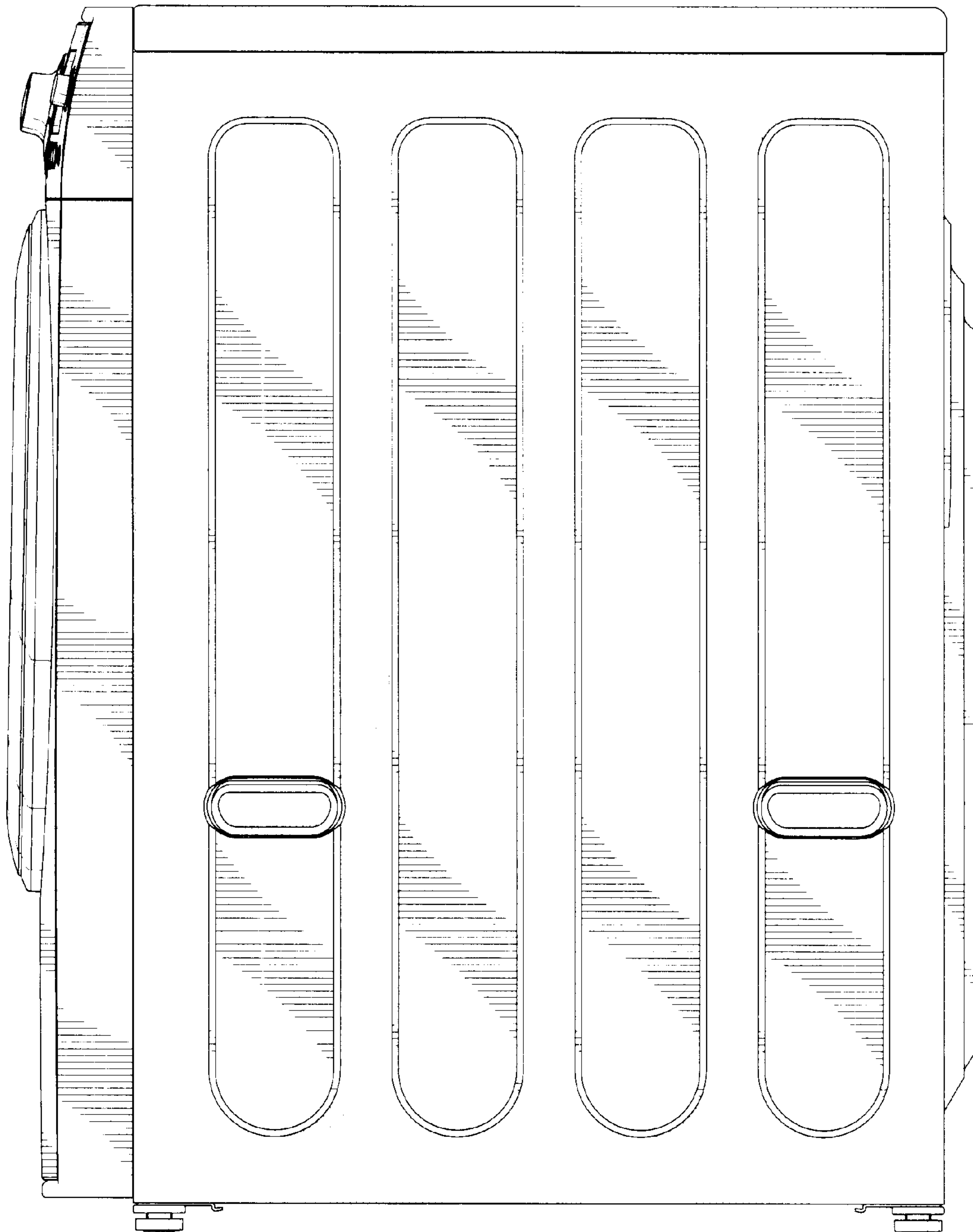


FIG. 6




FIG. 7

