



US00D520672S

(12) **United States Design Patent**  
**Tse**

(10) **Patent No.:** **US D520,672 S**

(45) **Date of Patent:** **\*\* May 9, 2006**

(54) **ASHTRAY**

(76) **Inventor:** **Wai-Ming Tse**, Flat 1-11, 9<sup>th</sup> Floor,  
Block B, Hang Wai Industrial Centre, 6  
Kin Tai Street, Tuen Mun, Hong Kong  
(CN)

(\*\*) **Term:** **14 Years**

(21) **Appl. No.:** **29/223,304**

(22) **Filed:** **Feb. 14, 2005**

(51) **LOC (8) Cl.** ..... **27-03**

(52) **U.S. Cl.** ..... **D27/133; D27/105; D27/117**

(58) **Field of Classification Search** ..... **D27/102,**  
**D27/103, 105, 106, 113, 114, 117, 133-136;**  
**131/231, 234, 235.1, 236, 238, 240.1, 241,**  
**131/242, 242.5, 242.6**

See application file for complete search history.

(56) **References Cited**

**U.S. PATENT DOCUMENTS**

D218,132 S \* 7/1970 Bieger ..... D27/135  
D415,853 S \* 10/1999 Swyst ..... D27/135

**OTHER PUBLICATIONS**

Ashtray, Ngako Industries, HongKong Enterprises, May  
1985, p. 368.\*

\* cited by examiner

*Primary Examiner*—Jennifer Rivard

(74) *Attorney, Agent, or Firm*—Buchanan Ingersoll PC

(57) **CLAIM**

The ornamental design for an “ashtray”, as shown and  
described.

**DESCRIPTION**

FIG. 1 is a front view of an “ashtray” incorporating my  
design;

FIG. 2 is a rear view thereof;

FIG. 3 is a right side view thereof;

FIG. 4 is a left side view thereof;

FIG. 5 is a top view thereof;

FIG. 6 is a bottom view thereof; and,

FIG. 7 is a perspective view thereof.

**1 Claim, 4 Drawing Sheets**







**Fig. 1**



**Fig. 2**






Fig. 3




Fig. 4






**Fig. 5**



**Fig. 6**





**Fig. 7**