



US00D520655S

(12) **United States Design Patent**
Ip

(10) **Patent No.:** **US D520,655 S**

(45) **Date of Patent:** **** May 9, 2006**

(54) **FIBER OPTIC DECORATIVE LIGHT**

(76) **Inventor:** **Tin Ying Ip**, Room 3-4 11/F. Cheung
Fat Industrial Building, 64-76 Larch
Street Taikoktsui, Kowloon, Hong Kong
Hong Kong (CN)

(**) **Term:** **14 Years**

(21) **Appl. No.:** **29/198,611**

(22) **Filed:** **Feb. 2, 2004**

(51) **LOC (8) Cl.** **26-05**

(52) **U.S. Cl.** **D26/27; D26/67**

(58) **Field of Classification Search** D26/24,
D26/25, 73, 67-71, 118; 362/252, 806, 153,
362/153.1, 249, 431, 437, 565, 568

See application file for complete search history.

(56) **References Cited**

U.S. PATENT DOCUMENTS

3,721,815	A	*	3/1973	Wall	362/568
4,903,179	A	*	2/1990	Lin	362/184
5,003,439	A	*	3/1991	Yang	362/153
D444,253	S	*	6/2001	Blanchard	D26/67
6,598,995	B1	*	7/2003	Huang	362/249
6,634,767	B1	*	10/2003	Huang	362/252

D485,388	S	*	1/2004	Weiser et al.	D26/67
2002/0097577	A1	*	7/2002	Huang	362/240
2002/0196630	A1	*	12/2002	Chang	362/351
2003/0016544	A1	*	1/2003	Huang	362/565
2003/0137830	A1	*	7/2003	Chang	362/121

FOREIGN PATENT DOCUMENTS

WO DM/064097 * 4/2003

* cited by examiner

Primary Examiner—Clare E Heflin

(74) *Attorney, Agent, or Firm*—Eric Hanscom

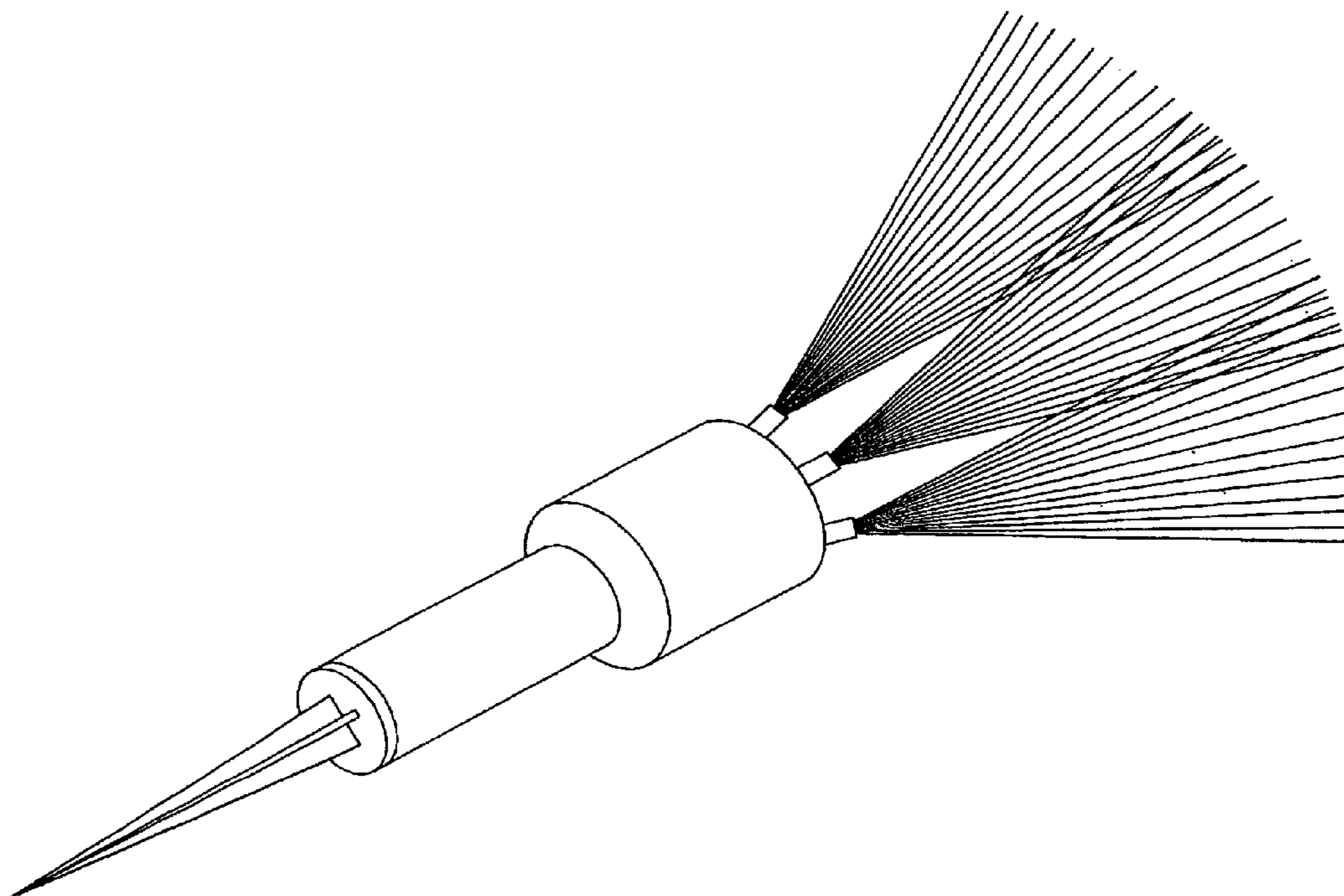
(57) **CLAIM**

The ornamental design for a fiber optic decorative light, as shown.

DESCRIPTION

FIG. 1 is a bottom perspective of a fiber optic decorative light showing my new design;
FIG. 2 is a front perspective view thereof;
FIG. 3 is an enlarged bottom plan view thereof;
FIG. 4 is a right side perspective view thereof;
FIG. 5 is a left side perspective view thereof;
FIG. 6 is a rear perspective view thereof; and,
FIG. 7 is an enlarged top plan view thereof.

1 Claim, 7 Drawing Sheets



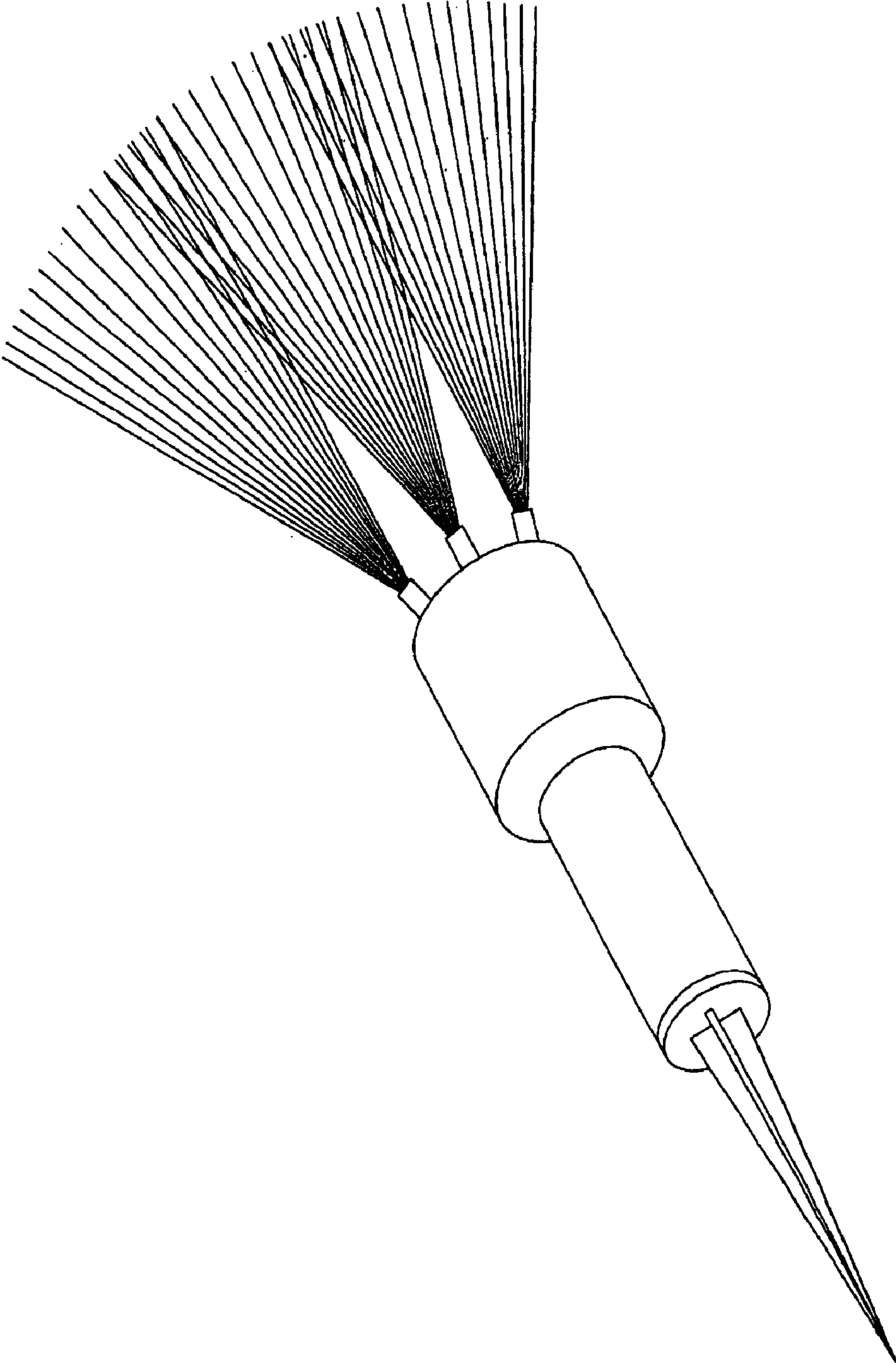


FIG. 1

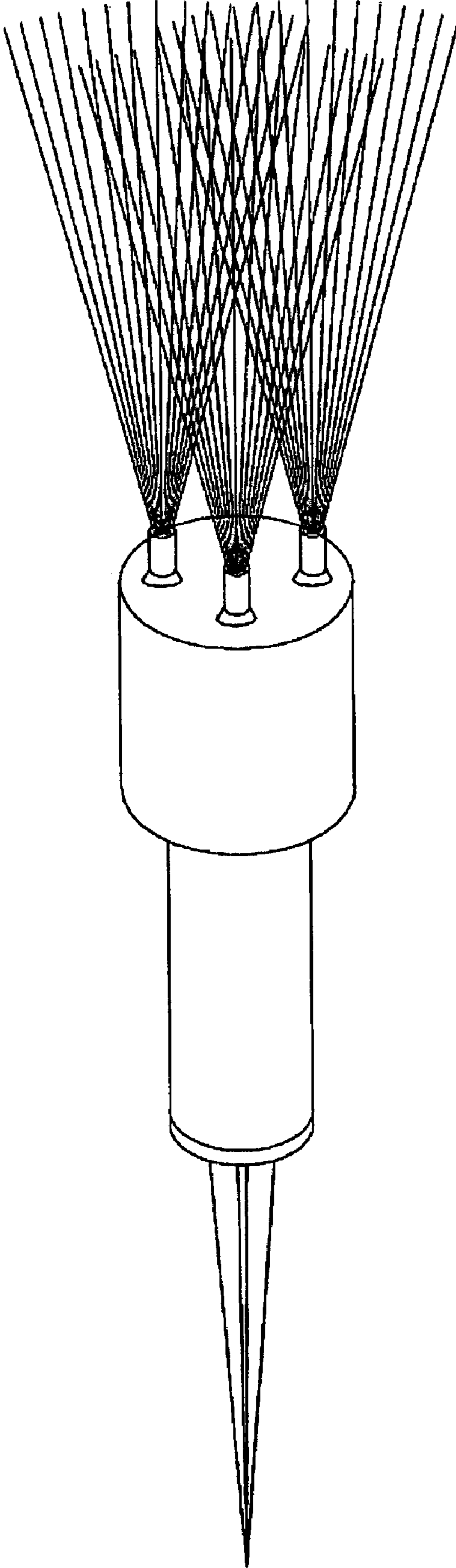


FIG. 2




Fig. 3

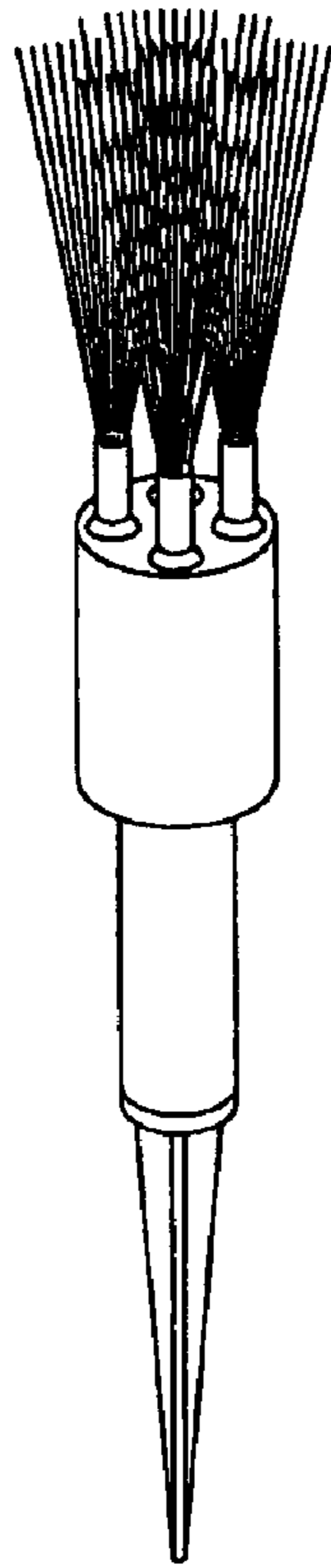


FIG. 4

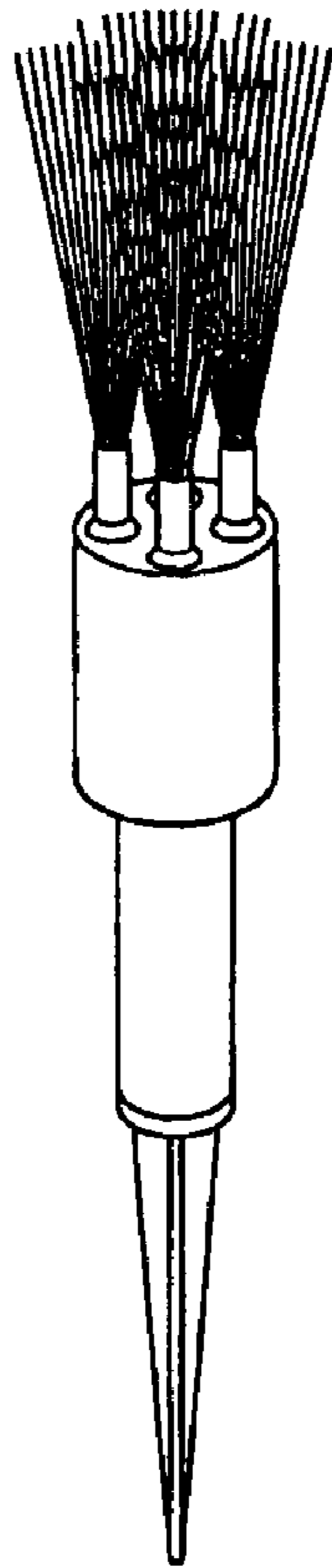


FIG. 5

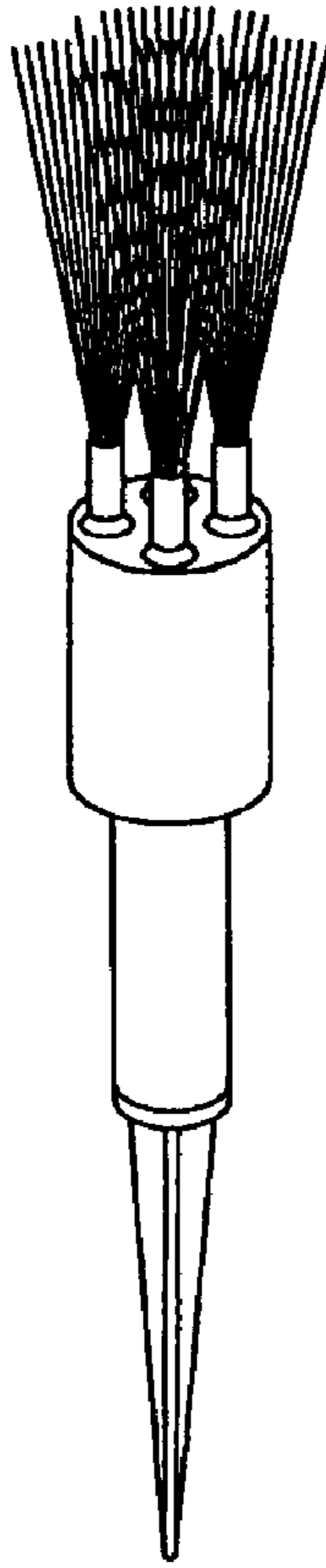


FIG. 6




Fig. 7