

US00D520650S

(12) **United States Design Patent**
Fuccella et al.

(10) **Patent No.:** **US D520,650 S**

(45) **Date of Patent:** **** May 9, 2006**

(54) **SECTION OF INTERLOCKING MODULAR FLOOR TILE**

D462,462 S * 9/2002 Ogawa D25/163
D472,983 S 4/2003 Stegner et al.

(75) Inventors: **Daniel C. Fuccella**, Cary, NC (US);
Douglas E. Alexander, Raleigh, NC (US)

* cited by examiner

Primary Examiner—Doris Clark
(74) *Attorney, Agent, or Firm*—Stites & Harbison, PLLC;
Richard S. Myers, Jr.

(73) Assignee: **Tennessee Mat Company, Inc.**,
Nashville, TN (US)

(57) **CLAIM**

(**) Term: **14 Years**

We claim the ornamental design for a section of interlocking modular floor tile, as shown and described.

(21) Appl. No.: **29/213,993**

DESCRIPTION

(22) Filed: **Sep. 24, 2004**

The present invention relates to the ornamental design for a modular floor tile that may be installed in an existing floor. FIG. 1 is a top view of the section of interlocking modular floor tile, showing the design of the present invention in solid lines.

(51) **LOC (8) Cl.** **25-01**

(52) **U.S. Cl.** **D25/156; D25/163**

(58) **Field of Classification Search** D25/138,
D25/157, 156, 163; 119/530, 526

See application file for complete search history.

FIG. 2 is a perspective view of the section of interlocking modular floor tile, showing the design of the present invention in solid lines; and,

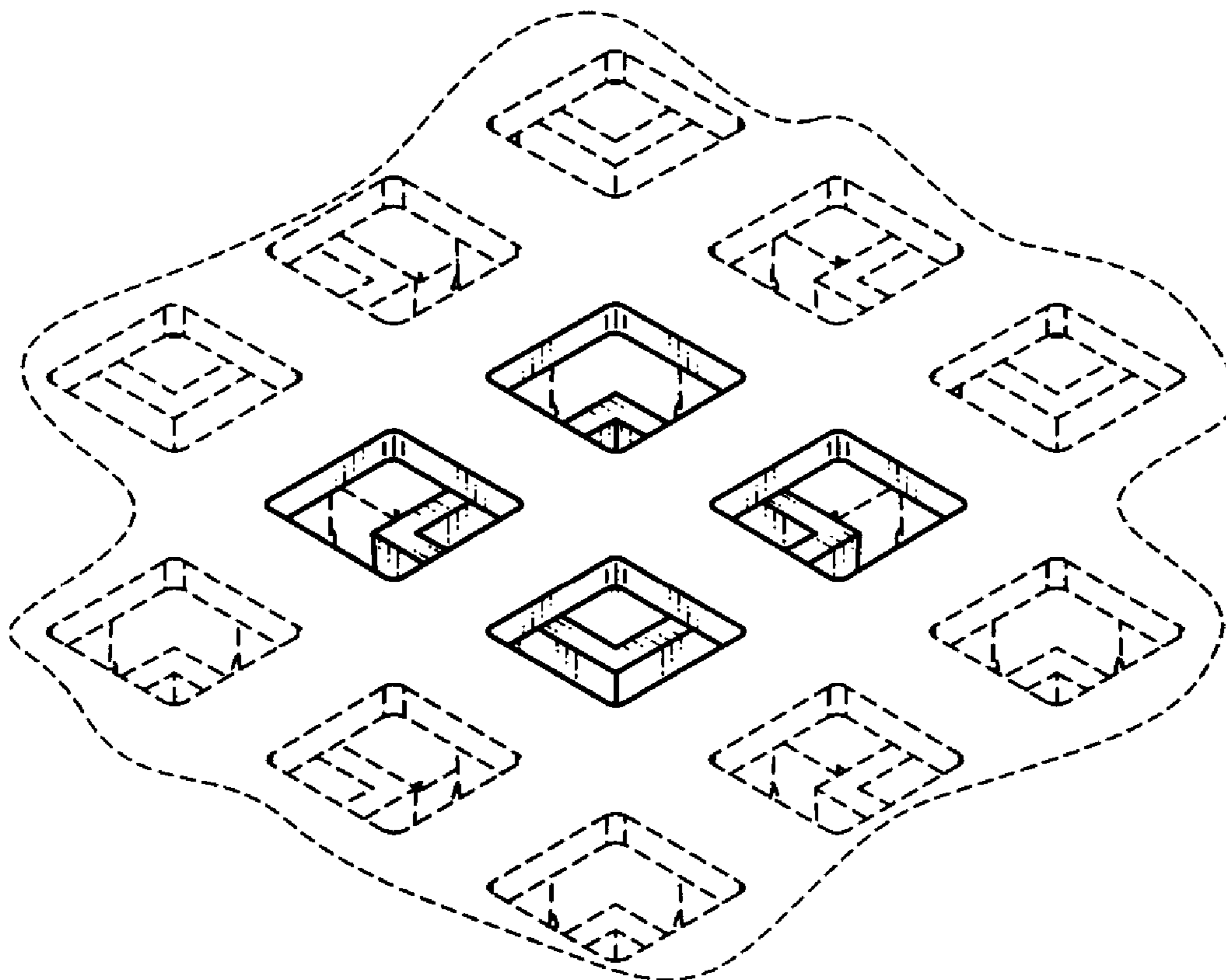
FIG. 3 is an enlarged view of the section shown in FIG. 2. The broken lines are for illustrative purposes only and form no part of the claimed design.

(56) **References Cited**

U.S. PATENT DOCUMENTS

D63,233 S * 11/1923 Monier D25/163
D415,581 S * 10/1999 Bertolini D25/156
D456,533 S 4/2002 Moller, Jr.

1 Claim, 2 Drawing Sheets



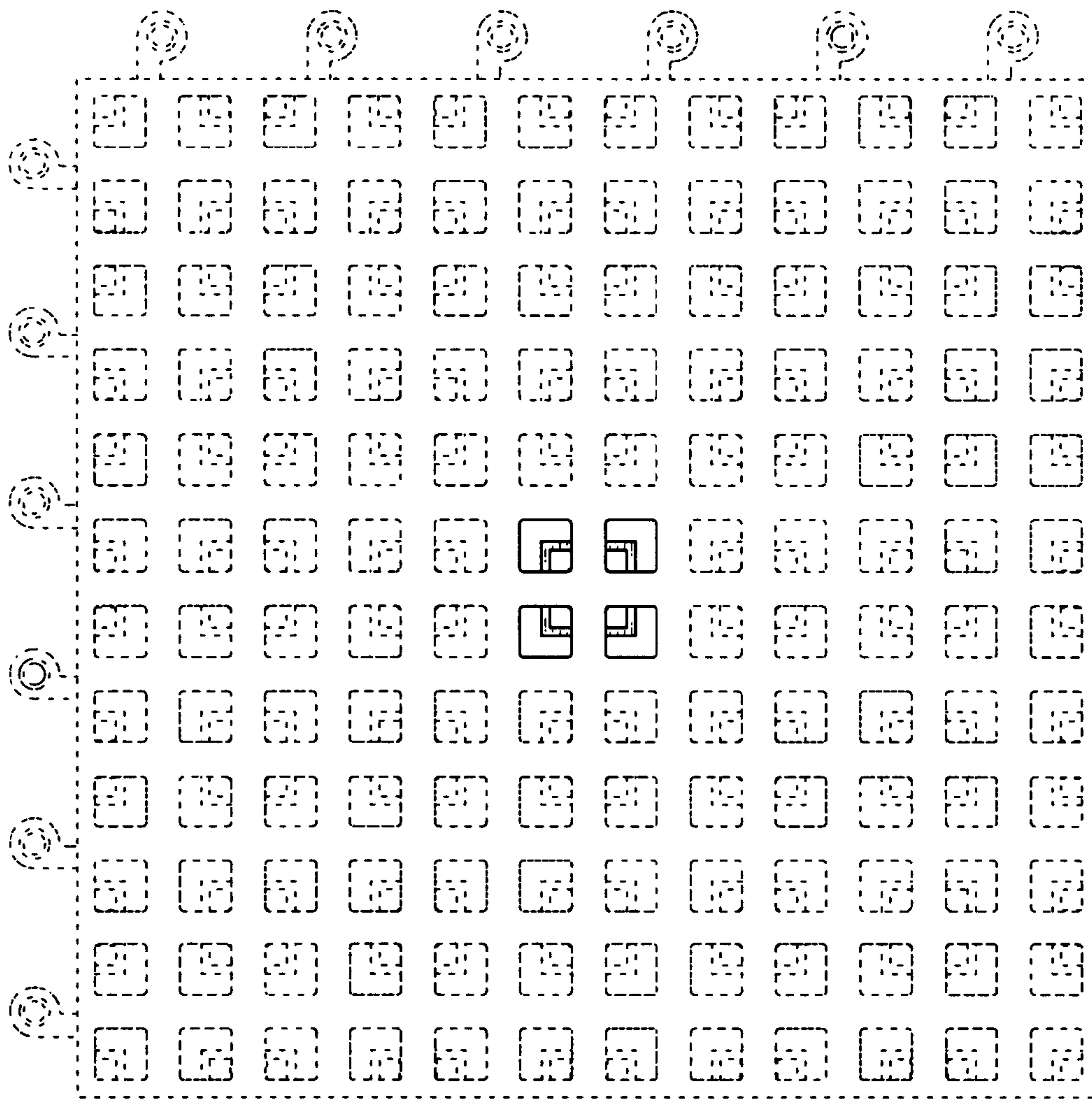


FIG. 1

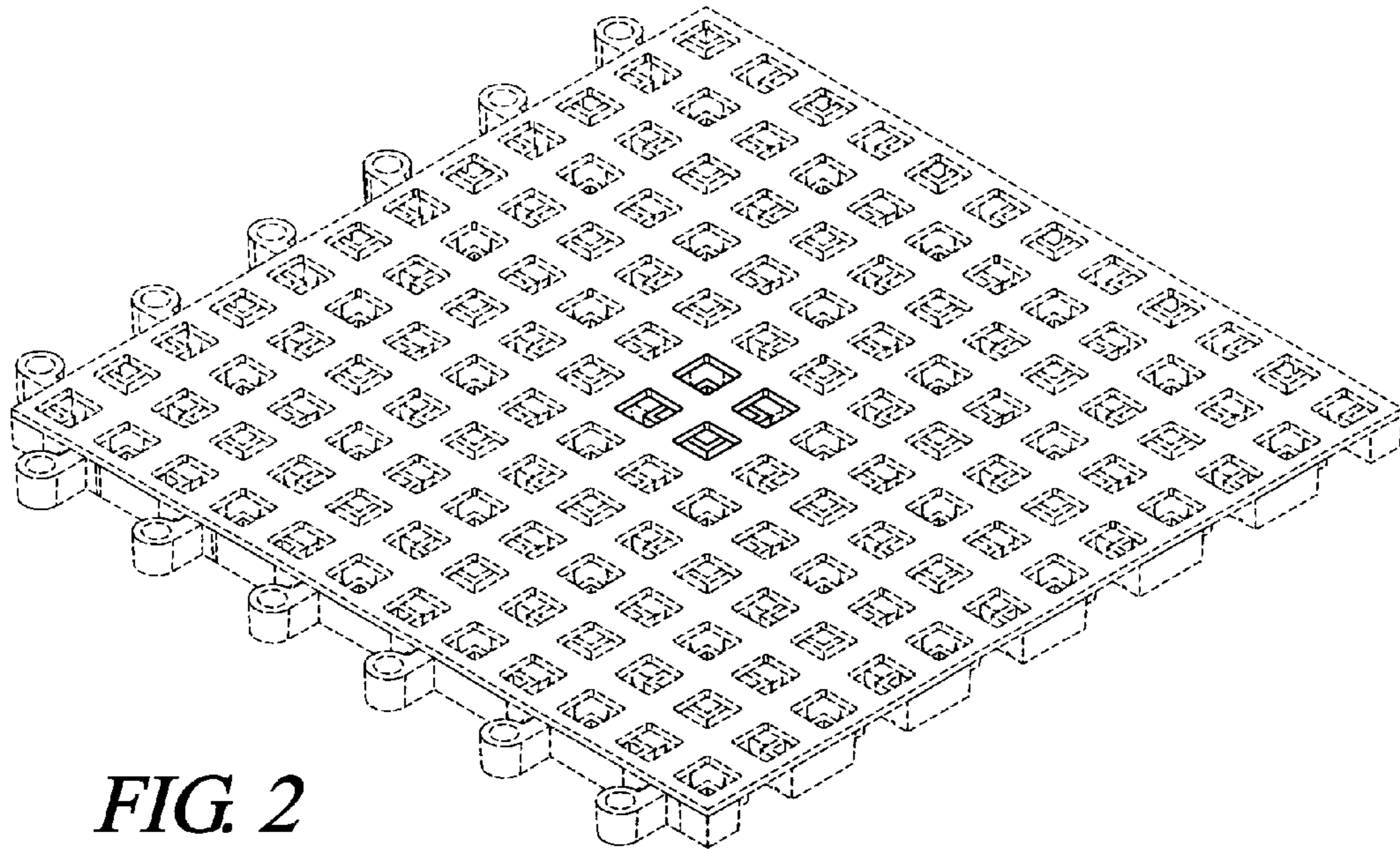


FIG. 2

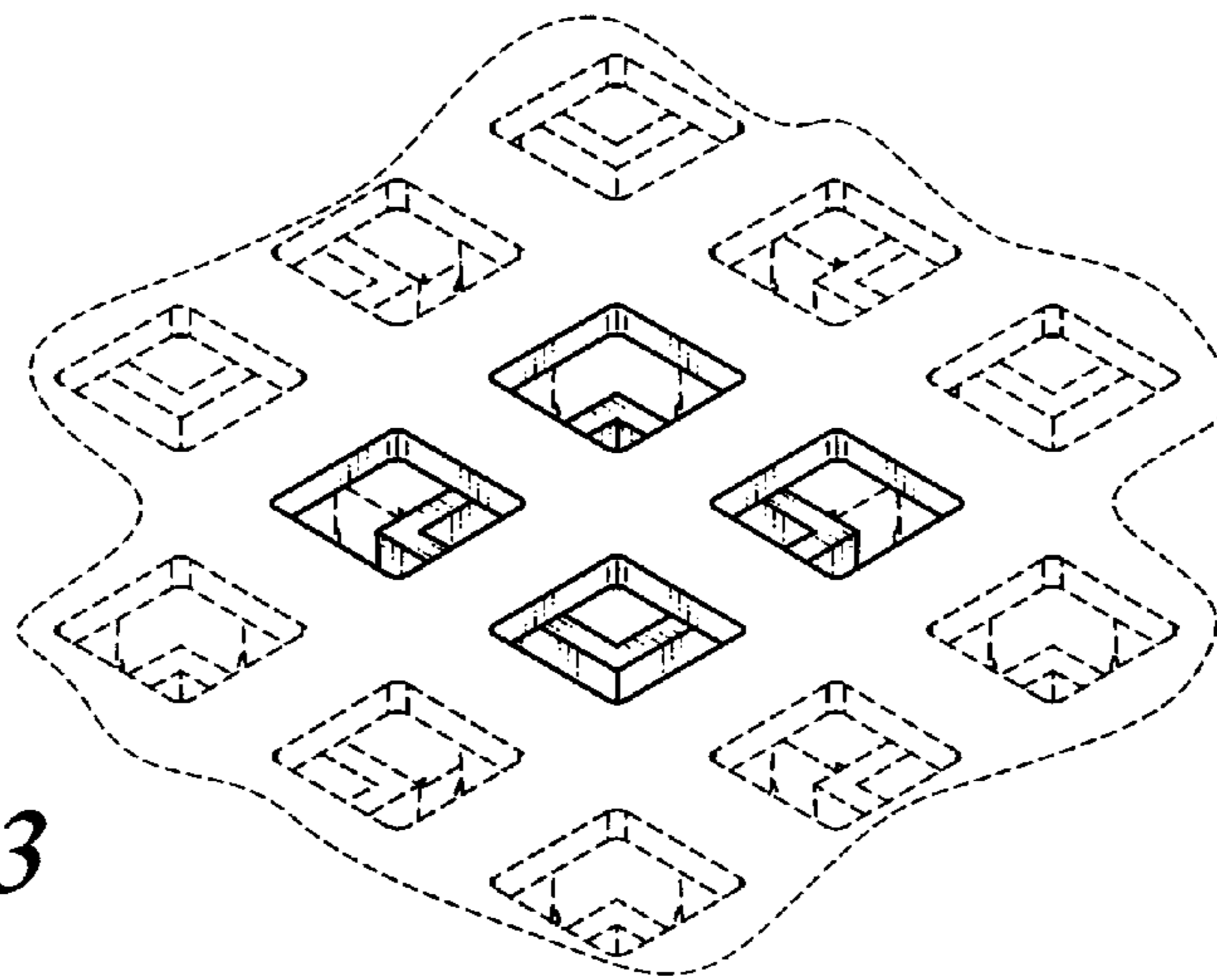


FIG. 3